



Issued Date	9/24/2019	Transmit #	
Issued By	dschoeck	Issued Rev	

### TYPICAL MOTOR PERFORMANCE DATA

Model: 0406XPEC42A-P

HP	kW	Pole	FL RPM	Frame	Voltage	Hz	Phase	FL Amps
40	30	6	1180		575	60	3	38
Enclosure	IP	Ins. Class	S.F.	Duty	NEMA Nom. Eff.	NEMA Design	kVA Code	Ambient (°C)
TEFC		F	1.15	CONT	94.1	B	G	40 C

Load	HP	kW	Amperes	Efficiency (%)	Power Factor (%)
Full Load	40	29.8	38.0	94.1	84.5
¾ Load	30.00	22.4	29.8	94.0	81.4
½ Load	20.00	14.9	22.5	93.0	73.5
¼ Load	10.00	7.5	17.0	88.4	49.8
No Load			12.7		4.8
Locked Rotor			232		37.5

Torque				Rotor wk <sup>2</sup> Inertia (lb-ft <sup>2</sup> )
Full Load (lb-ft)	Locked Rotor (% FLT)	Pull Up (% FLT)	Break Down (% FLT)	
178	195	175	265	17.67

Safe Stall Time(s)		Sound Pressure dB(A) @ 1M	Bearings*		Approx. Motor Weight (lbs)
Cold	Hot		DE	NDE	
31	21	-	6314C3	6312C3	

\*Bearings are the only recommended spare part(s).

**Motor Options:**

Customer	
Customer PO	
Sales Order	
Project #	

Tag:

All characteristics are average expected values.

**TOSHIBA INTERNATIONAL CORPORATION · HOUSTON, TEXAS U.S.A.**

Engineering	jhock	Doc. Written By	D. Suarez	Doc.# / Rev	MPCF-1119 / 1
Engr. Date	6/16/2014	Doc. Approved By	M. Campbell	Doc. Issued	9/20/2019



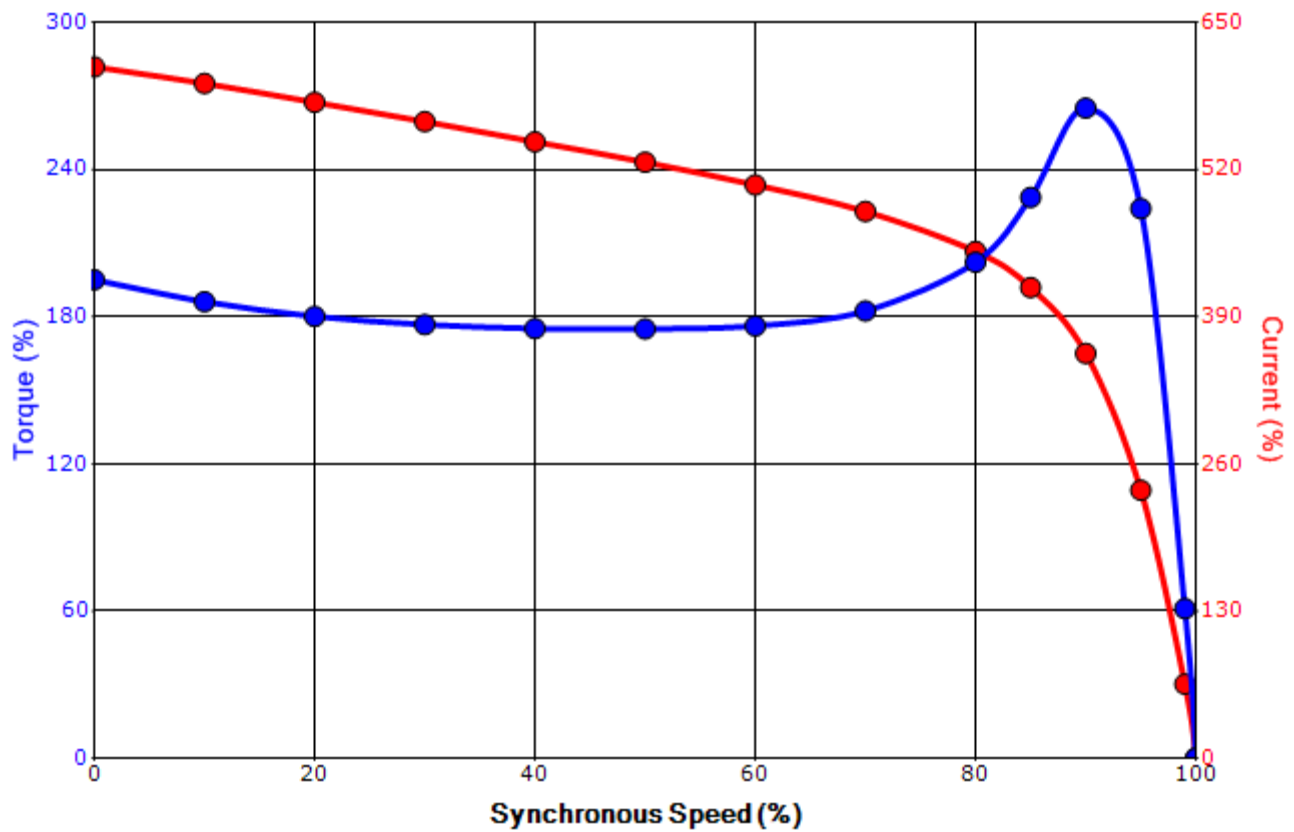
Issued Date	9/24/2019	Transmit #	
Issued By	dschoeck	Issued Rev	

### SPEED TORQUE/CURRENT CURVE

Model: 0406XPEC42A-P

HP	kW	Pole	FL RPM	Frame	Voltage	Hz	Phase	FL Amps
40	30	6	1180		575	60	3	38
Enclosure	IP	Ins. Class	S.F.	Duty	NEMA Nom. Eff.	NEMA Design	kVA Code	Ambient (°C)
TEFC		F	1.15	CONT	94.1	B	G	40 C
Locked Rotor Amps	Rotor wk <sup>2</sup> Inertia (lb-ft <sup>2</sup> )	Torque				Pull Up (%)	Break Down (%)	
		Full Load (lb-ft)	Locked Rotor (%)					
232	17.67	178	195		175	265		

### Design Values



Customer		wk <sup>2</sup> Load Inertia (lb-ft <sup>2</sup> )	-
Customer PO		Load Type	-
Sales Order		Voltage (%)	100
Project #		Accel. Time	-

Tag:

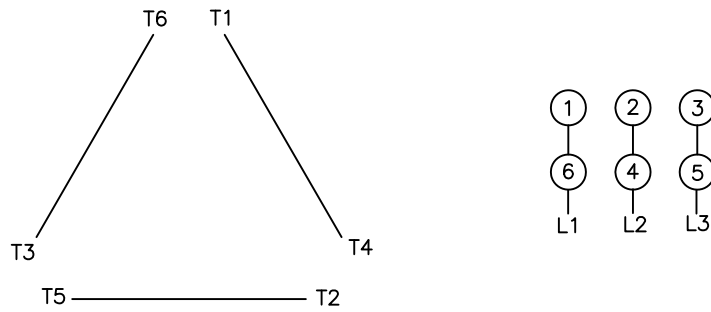
All characteristics are average expected values.

### TOSHIBA INTERNATIONAL CORPORATION · HOUSTON, TEXAS U.S.A.

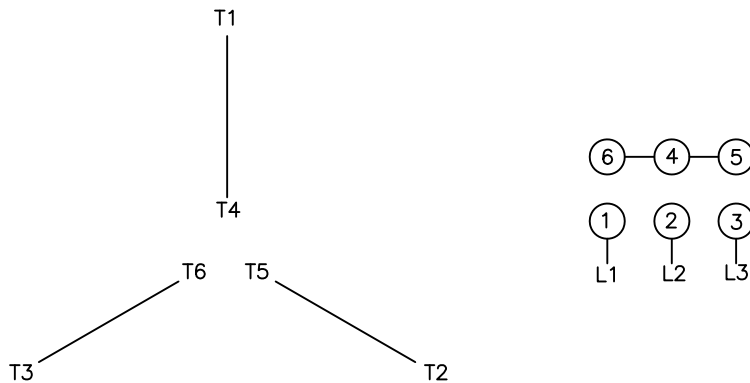
Engineering	jhock	Doc. Written By	D. Suarez	Doc.# / Rev	MPCF-1121/1
Engr. Date	6/16/2014	Doc. Approved By	M. Campbell	Doc. Issued	9/20/2019

**Motor Connection Diagrams**  
6 Leads

Across the Line Starting / Run - Delta:



Alternate Starting Connection - Wye:



Switch L1 and L2 to reverse rotation