

PRODUCT INFORMATION PACKET



Model No: 102919.00
Catalog No: 102919.00
0.50 HP General Purpose Motor, 3 phase, 1800 RPM, 208-230/460 V, 56C Frame, TENV
General Purpose Motors



Regal and Leeson are trademarks of Regal Rexnord Corporation or one of its affiliated companies.
©2021 Regal Rexnord Corporation, All Rights Reserved. MC017097E



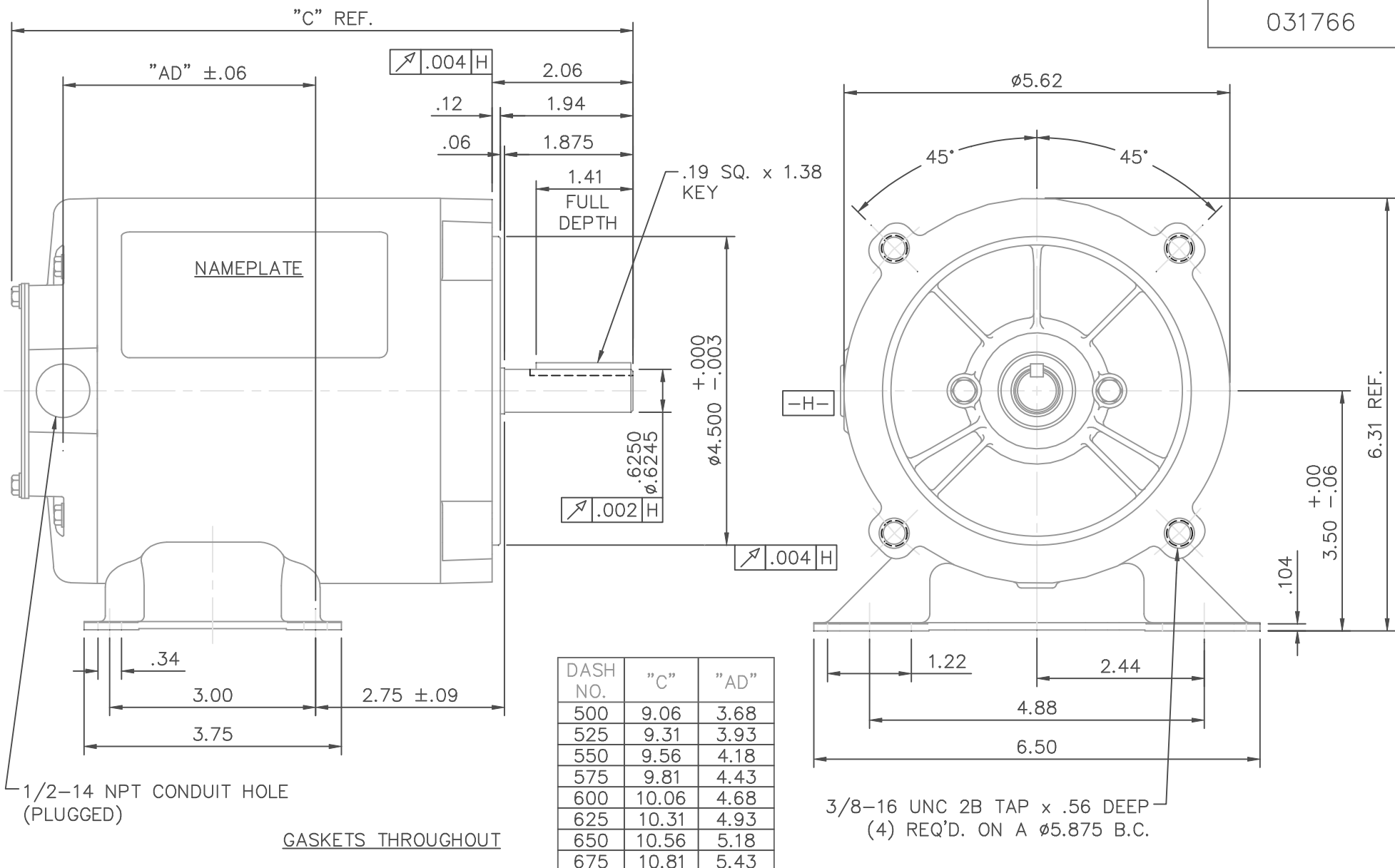


Nameplate Specifications

Output HP	0.50 Hp	Output KW	0.37 kW
Frequency	60 Hz	Voltage	208-230/460 V
Current	1.8-1.8/0.90 A	Speed	1725 rpm
Service Factor	1.15	Phase	3
Efficiency	77 %	Power Factor	69
Duty	Continuous	Insulation Class	B
Design Code	NO DESIGN CODE	KVA Code	M
Frame	S56C	Enclosure	Totally Enclosed Non Ventilated
Thermal Protection	No	Ambient Temperature	40 °C
Drive End Bearing Size	6203	Opp Drive End Bearing Size	6203
UL	Recognized	CSA	Y
CE	N	IP Code	43
Number of Speeds	1		

Technical Specifications

Electrical Type	Squirrel Cage Induction Run	Starting Method	Across The Line
Poles	4	Rotation	Reversible
Resistance Main	9.166 Ohms	Mounting	Rigid Base
Motor Orientation	Horizontal	Drive End Bearing	Ball
Opp Drive End Bearing	Ball	Frame Material	Rolled Steel
Shaft Type	NEMA 56	Overall Length	10.06 in
Frame Length	6.00 in	Shaft Diameter	0.625 in
Shaft Extension	1.88 in	Assembly/Box Mounting	F1 ONLY
Connection Drawing	005010.01	Outline Drawing	031766-600



TOLERANCES UNLESS SPECIFIED

DEC.	INCHES
.X	±.1
.XX	±.03
.XXX	±.005
.XXXX	±.0005
ANG	±1/2°



ELECTRIC MOTORS
GEARMOTORS
AND DRIVES

DRAWN	PG 3/30/04
CHK	
APPD	
SCALE	1=2
REF	031629
FMF	102919.00
PREV	

TITLE	OUTLINE - S56C FRAME RIGID "C" FACE - TENV
MAT'L.	3 PHASE
FINISH	

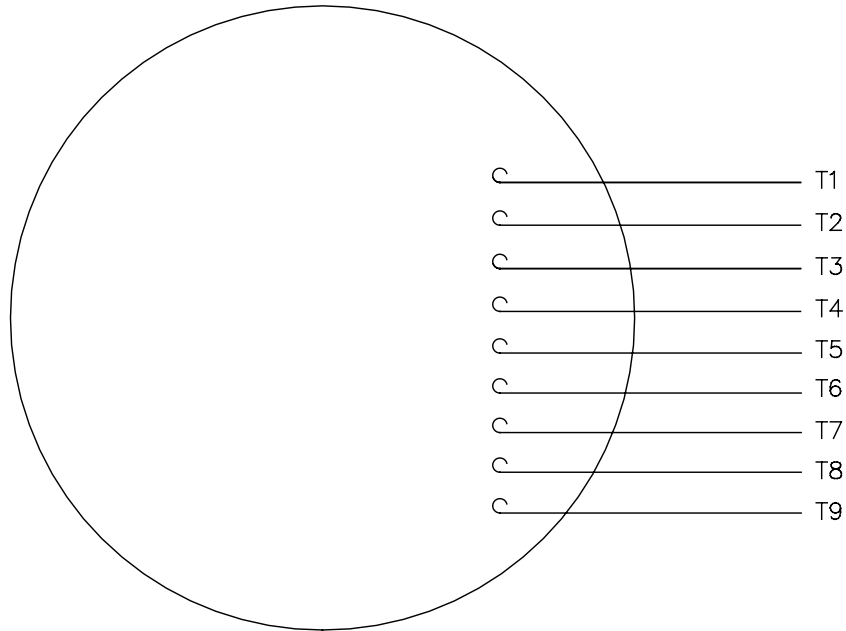
NO.	REVISION	BY & DATE	CHK

THIS DRAWING IN DESIGN AND DETAIL IS OUR PROPERTY AND MUST NOT BE USED EXCEPT IN CONNECTION WITH OUR WORK ALL RIGHTS OF DESIGN AND INVENTION ARE RESERVED THIS IS AN ELECTRONICALLY GENERATED DOCUMENT - DO NOT SCALE THIS PRINT

RFP	CAD FILE	031766	SIZE	DRAWING NO.	REV.
DIST			A	031766	

005010-01

VIEW FROM OUTSIDE OF MOTOR AT SWITCH END.



VOLTAGE	L1	L2	L3	JOIN & INSULATE
HIGH	T1	T2	T3	(T4,T7) (T5,T8) (T6,T9)
LOW	T1,T7	T2,T8	T3,T9	T4,T5,T6

TOLERANCES
UNLESS SPECIFIED

DEC.	INCHES
.X	±.1
.XX	±.01
.XXX	±.005
.XXXX	±.0005
ANG	±1/2°



Regal Beloit America, Inc.

DRAWN RDW 04/12/02

CHK

APPD

SCALE 1=1

REF FIG.2-51

A	UPDATED TO REGAL LOGO	SAJ 06/26/15	AJY	.XXXX	±.0005	MAT'L.	DECAL - 004014	FMF
NO.	REVISION	BY & DATE	CHK	ANG	±1/2°	FINISH		PREV

THIS DRAWING IN DESIGN AND DETAIL IS OUR PROPERTY AND MUST NOT BE USED EXCEPT IN CONNECTION WITH OUR WORK ALL RIGHTS OF DESIGN AND INVENTION ARE RESERVED THIS IS AN ELECTRONICALLY GENERATED DOCUMENT - DO NOT SCALE THIS PRINT

RFP 04/12/02
DIST BRF-NLV

CAD FILE 00501001

SIZE	DRAWING NO.	REV.
A	005010-01	A



CERTIFICATION DATA SHEET

**1051 CHEYENNE AVE.
GRAFTON, WI 53024
PH. 262-377-8810**

CATALOG #: 102919.00

CONN. DIAGRAM: 005010.01

OUTLINE: 031766-600

MOUNTING: F1 ONLY

WINDING #: TE48453 NR 3 D

TYPICAL MOTOR PERFORMANCE DATA

HP	kW	SYNC. RPM	F.L. RPM	FRAME	ENCLOSURE	KVA CODE	DESIGN
1/2	0.37	1800	1725	S56C	TENV	M	NO DESIGN CODE

PH	Hz	VOLTS	AMPS	START TYPE	DUTY	INSL	S.F.	AMB°C
3	60	208-230/460	1.8-1.8/.9	ACROSS THE LINE	CONTINUOUS	B3	1.15	40

FULL LOAD EFF:	77	3/4 LOAD EFF:	73.8	1/2 LOAD EFF:	66.9	GTD. EFF	ELEC. TYPE
FULL LOAD PF:	69	3/4 LOAD PF:	60.2	1/2 LOAD PF:	47.5	0	SQ CAGE IND RUN

F.L. TORQUE	LOCKED ROTOR AMPS	L.R. TORQUE	B.D. TORQUE	F.L. RISE°C
24 OZ-FT	12.6 / 6.3	91.4 OZ-FT 381 %	98 OZ-FT 408 %	-

SOUND PRESSURE @ 3 FT.	SOUND POWER	ROTOR WK^2	MAX. WK^2	SAFE STALL TIME	STARTS / HOUR	APPROX. MOTOR WGT
0 dBA	10 dBA	0.053 LB-FT^2	0 LB-FT^2	10 SEC.	0	0 LBS.

***** SUPPLEMENTAL INFORMATION *****

DE BRACKET TYPE	ODE BRACKET TYPE	MOUNT TYPE	ORIENTATION	SEVERE DUTY	HAZARDOUS LOCATION	DRIP COVER	SCREENS	PAINT
C-FACE	STANDARD	RIGID	HORIZONTAL	FALSE	NONE	FALSE	NONE	BLUE - LEESON (ENAMEL)

BEARINGS		GREASE	SHAFT TYPE	SPECIAL DE	SPECIAL ODE	SHAFT MATERIAL	FRAME MATERIAL
DE	ODE						
BALL	BALL	MULTEMP SRL	T	NONE	NONE	1144 STRESSPROOF (C-223)	ROLLED STEEL
6203	6203						

THERMO-PROTECTORS				THERMISTORS	CONTROL	SPACE HEATERS
THERMOSTATS	PROTECTORS	WDG RTDs	BRG RTDs			
NONE	NOT	NONE	NONE	NONE	FALSE	NONE VOLTS

*
N
O
T
E
S

INVERTER TORQUE: NONE
INV. HP SPEED RANGE: NONE
ENCODER: NONE
NONE NONE
NONE NONE PPR
BRAKE: NONE NONE
NONE P/N NONE
NONE NONE
FT-LB NONE V NONE Hz

Data Sheet

Date: 1/18/2018

102919.00



Data @ 460 V

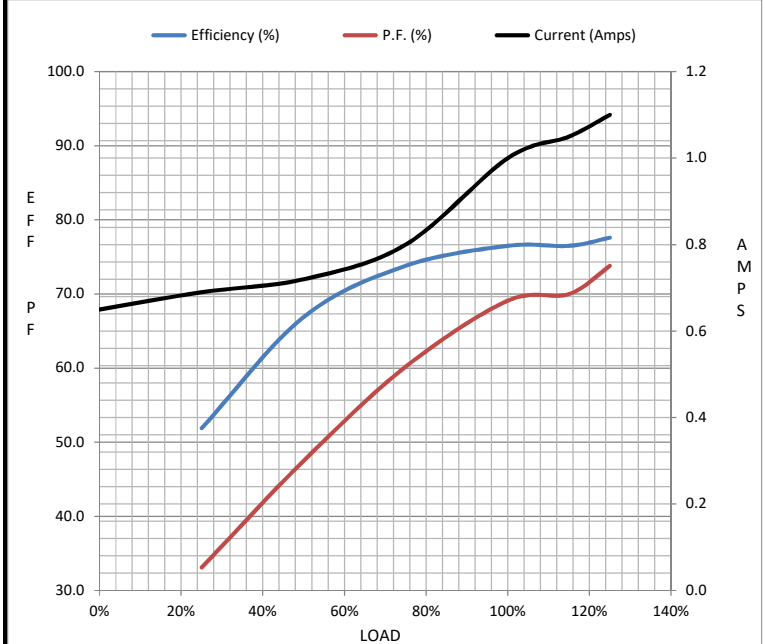
Motor Load Data

Load	0%	25%	50%	75%	100%	115%	125%	LR
Current (Amps)	0.65	0.69	0.72	0.80	1.00	1.05	1.10	6.3
Torque (ft-lb)	0.00	94.5	186	289	383	447	450	1,459
RPM	1800	1787	1774	1760	1747	1,735	1737	0
Efficiency (%)		51.9	66.9	73.8	76.5	76.5	77.6	
P.F. (%)	22.8	33.1	47.5	60.2	69.1	70.0	73.8	0.0

Motor Speed Data

	LR	Pull-Up	BD	Rated	Idle
Speed (RPM)	0	900	1656	1747	1800
Current (Amps)	6.3	5.8	3.8	1.00	0.65
Torque (ft-lb)	1,459	1,213	1,565	383	0.00

Information Block				
HP	0.5			
Sync. RPM	1800			
Frame	48			
Enclosure	TENV			
Construction	TTR			
Voltage	208-230/460 V			
Frequency	60 Hz			
Design	B			
LR Code letter	M			
Service Factor	1.0			
Temp Rise @ FL	81 °C			
Duty	CONT			
Ambient	40 °C			
Elevation	1,000 feet			
Rotor/Shaft wk ²	0.05 Lb-Ft ²			
Ref Wdg	TE48453 NR			
Sound Pressure @ 1M	0 dBA			
VFD Rating	NONE			
Outline Dwg	031766-600			
Conn. Diag	005010.01			
Additional Specifications:				
0				
0				
EQUIV CKT (OHMS / PHASE)				
R1	R2	X1	X2	Xm
0.0000	0.0000	0.0000	0.0000	0.0000



Speed - Torque Curve

