





Issued Date	10/21/2019	Transmit #	
Issued By	dschoeck	Issued Rev	

### TYPICAL MOTOR PERFORMANCE DATA

Model: 1504XDSB41A-PR

HP	kW	Pole	FL RPM	Frame	Voltage	Hz	Phase	FL Amps
150	110	4	1785	S445T	460	60	3	169
Enclosure	IP	Ins. Class	S.F.	Duty	NEMA Nom. Eff.	NEMA Design	kVA Code	Ambient (°C)
TEFC	56	F	1.15	CONT	95.8	B	G	40 C

Load	HP	kW	Amperes	Efficiency (%)	Power Factor (%)
Full Load	150	111.9	168.8	96.1	86.5
¾ Load	112.50	83.9	128.6	95.6	85.6
½ Load	75.00	55.9	91.2	94.2	81.7
¼ Load	37.50	28.0	58.8	89.6	66.6
No Load			44.0		5.4
Locked Rotor			1063.5		25.9

Torque				Rotor wk <sup>2</sup> Inertia (lb-ft <sup>2</sup> )
Full Load (lb-ft)	Locked Rotor (% FLT)	Pull Up (% FLT)	Break Down (% FLT)	
441	155	105	230	67.94

Safe Stall Time(s)		Sound Pressure dB(A) @ 1M	Bearings*		Approx. Motor Weight (lbs)
Cold	Hot		DE	NDE	
35	15	84	NU318C3	6316C3	

\*Bearings are the only recommended spare part(s).

Motor Options:  
Mounting:Footed,Shaft:T Shaft

Customer	
Customer PO	
Sales Order	
Project #	

Tag:

All characteristics are average expected values.

**TOSHIBA INTERNATIONAL CORPORATION · HOUSTON, TEXAS U.S.A.**

Engineering	mcampbell	Doc. Written By	D. Suarez	Doc.# / Rev	MPCF-1119 / 1
Engr. Date	11/12/2018	Doc. Approved By	M. Campbell	Doc. Issued	9/20/2019



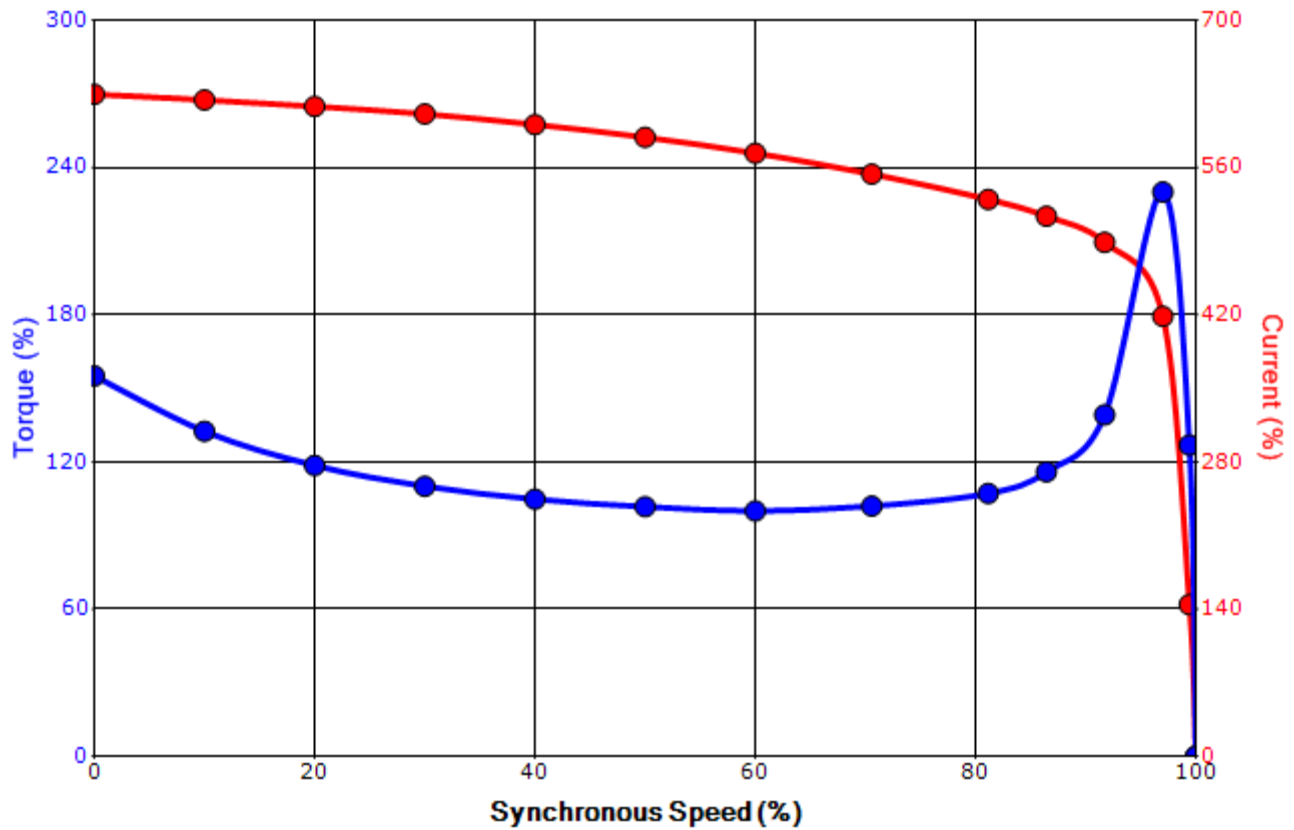
Issued Date	10/21/2019	Transmit #	
Issued By	dschoeck	Issued Rev	

### SPEED TORQUE/CURRENT CURVE

Model: 1504XDSB41A-PR

HP	kW	Pole	FL RPM	Frame	Voltage	Hz	Phase	FL Amps
150	110	4	1785	S445T	460	60	3	169
Enclosure	IP	Ins. Class	S.F.	Duty	NEMA Nom. Eff.	NEMA Design	kVA Code	Ambient (°C)
TEFC	56	F	1.15	CONT	95.8	B	G	40 C
Locked Rotor Amps	Rotor wk <sup>2</sup> Inertia (lb-ft <sup>2</sup> )	Torque				Pull Up (%)	Break Down (%)	
		Full Load (lb-ft)	Locked Rotor (%)					
1063.5	67.94	441	155		105	230		

### Design Values



Customer		wk <sup>2</sup> Load Inertia (lb-ft <sup>2</sup> )	-
Customer PO		Load Type	-
Sales Order		Voltage (%)	100
Project #		Accel. Time	-

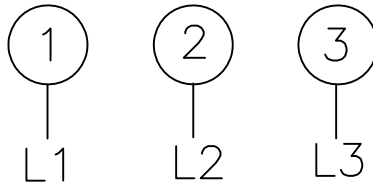
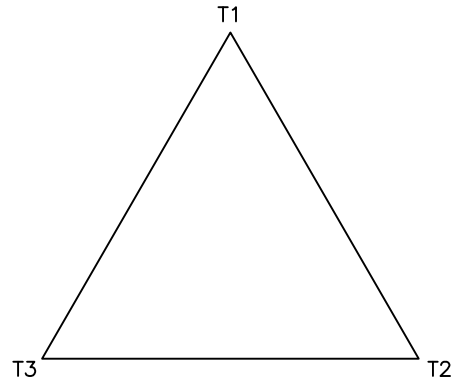
Tag:

All characteristics are average expected values.

#### TOSHIBA INTERNATIONAL CORPORATION · HOUSTON, TEXAS U.S.A.

Engineering	mcampbell	Doc. Written By	D. Suarez	Doc.# / Rev	MPCF-1121/1
Engr. Date	11/12/2018	Doc. Approved By	M. Campbell	Doc. Issued	9/20/2019

**Motor Connection Diagram**  
3 Leads - Delta Connection



Switch L1 and L2 to reverse rotation

Each lead may consist of more than one cable.  
If multiple cables represent a single lead, each one  
of them will be labeled with the appropriate lead number.