

Data sheet for three-phase Squirrel-Cage-Motors SIMOTICS

Motor type: **GP100A** FS: **145T - 6p - 1 hp -**

Client order no.	Item-No.	Offer no.
Order no.	Consignment no.	Project
Remarks		

Electrical data

U [V]	Δ/Y	f [Hz]	P [HP]	P [kW]	n [rpm]	I Load [Amps]					LRC	Nom. Eff Load [%]			Pwr. Factor Load [%]			Torque [lb-ft]	T _A /T _N LRT [%]	T _k /T _N BDT [%]
						4/4	3/4	1/2	0	4/4		3/4	2/4	4/4	3/4	2/4				
575	Y	60	1.00	0.75	1,200	1.30	1.10	0.90	0.80	8.8	82.5	82.5	80.2	70.9	63.3	50.2	4.5	256	344	

without

Frame Type: 145T	Type of constr.: (A) Foot mounted - End shield	Ins. Cl.: Standard Class F Insulation	Motor Prot.: (A) Without Protection	NEMA Des.: B	S.F.: 1.15
Mtr. WT: 51		Temp. Rise Cl.: B	Amb. Temp.: + 40 to -20 °C @1000 m	kVA: K	IP 55

Mechanical data

Sound level (SPL / SWL) at 60 Hz	50.0 dB(A) / 58.0 dB(A)	Thickener	Polyurea						
Octave Band Center Frequencies Hertz		Safe Stall Time Hot	18 s						
250	500	1000	2000	4000	8000	Hz	Safe Stall Time Cold	31 s	
SPL@3	31.0	43.0	47.0	40.0	36.0	31.0	dB(A)	Frame material	aluminum
Moment of inertia	0.2 Lb-ft ²						Color, paint shade	Standard Paint - RAL7030	
Ext Load Inertia Capability:	15.0 Lb ft ²						Coating (paint finish)	Standard Alkyed + Epoxy (C2)	
Bearings			6205 ZZ C3 S0		6205 ZZ C3 S0		Ventilation Type		
Bearing DE NDE							Method of cooling	TEFC	
Bearing_Type	Ball Bearing		Ball Bearing				Direction of rotation	Bidirectional	
AFBMA:	25BC02JPP30		25BC02JPP30				Fan Material	Polypropylen	
Grease			0.1 oz		0.1 oz		VFD	CT: 4:1 VT: 20:1	
Capacity							Space heaters	without	
Grease Type:	Exxon Mobile EM						Brake:	without	


Terminal box

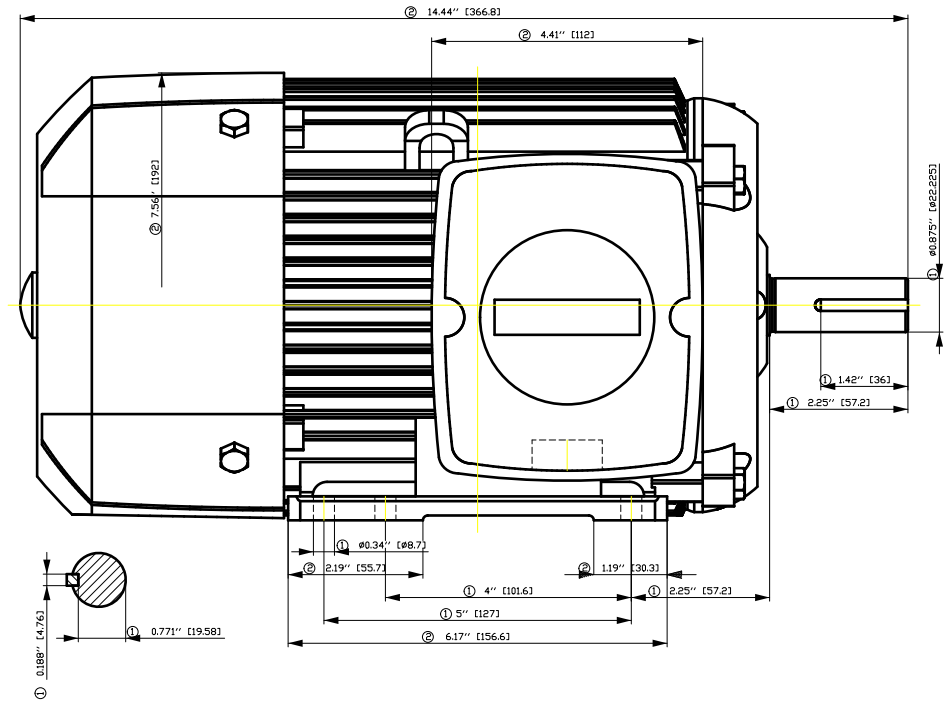
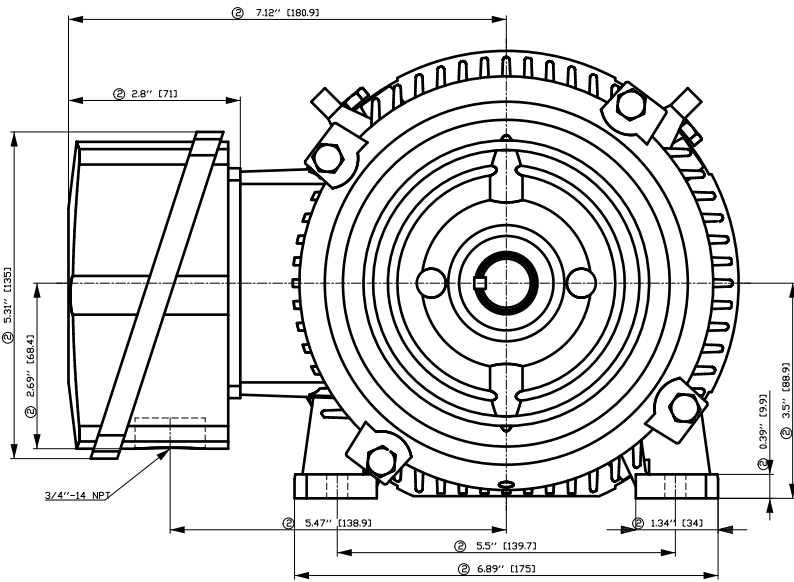
Lead Wire Connection	3 LEAD - WYE				Terminal box position	(3) F-1, Standard Floor Mount, T. Box LHS	
Voltage	L1	L1	L1	Connected together	Material of terminal box	Aluminium	
----	----	----	----	----	Cable entry	.75" NPT	
----	T1	T2	T3	----			

Notes:

I_L/I_N = locked rotor current / current nominal
M_L/M_N = locked rotor torque / torque nominal
M_B/M_N = break down torque / nominal torque

3) Value is valid only for DOL operation with motor design IC411
2) at rated power / at full load

responsible dep. DI MC LVM	technical reference	created by DT Configurator	approved by	<i>Technical data are subject to change! There may be discrepancies between software and hardware versions</i>	
	document type datasheet	document status released	customer		
	title 1LE2121-1AC31-3AA3	document number			
© Siemens AG 2022	rev. 01	creation date 2022-04-08 03:28	language en	Page 1/1	



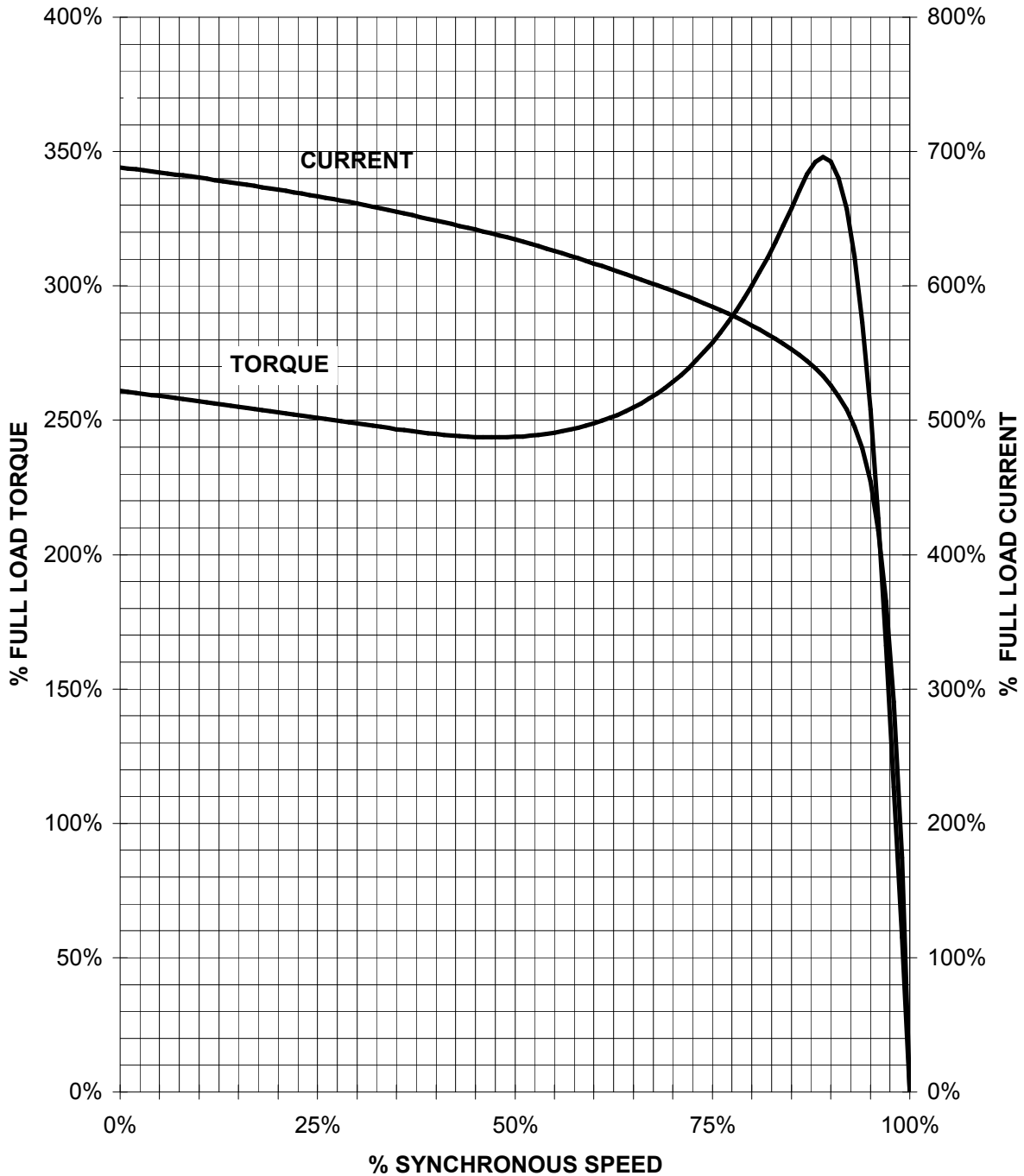
- ① Tolerances according to NEMA std.
- ② All these dimensions corresponding to assemblies and castings shall have a tolerance as per DIN standard 1686-GTB 19.
- ③ Not according to NEMA std.

Tolerance	Surface	Material	Weight	Scale
F50GF6CHFH	Author	ÖS	É	{ }
É	Creator	ÖS		
	Approval	Tæ: ^æ@` } *		
	Department			
	Change Order	MLFB		Doc Type
	Doc. State	I B B G		Paper Size CH
SIEMENS	Revision	Index RS		1st Language ^
© Siemens AG 2018	Project No	É		2nd Language â
				Sheet F of F

SIEMENS INDUSTRY, INC.

HP 1 VOLTS < 600V RPM 1200 TYPE GP100A
HZ 60 PHASE 3 FRAME 145T NEMA B

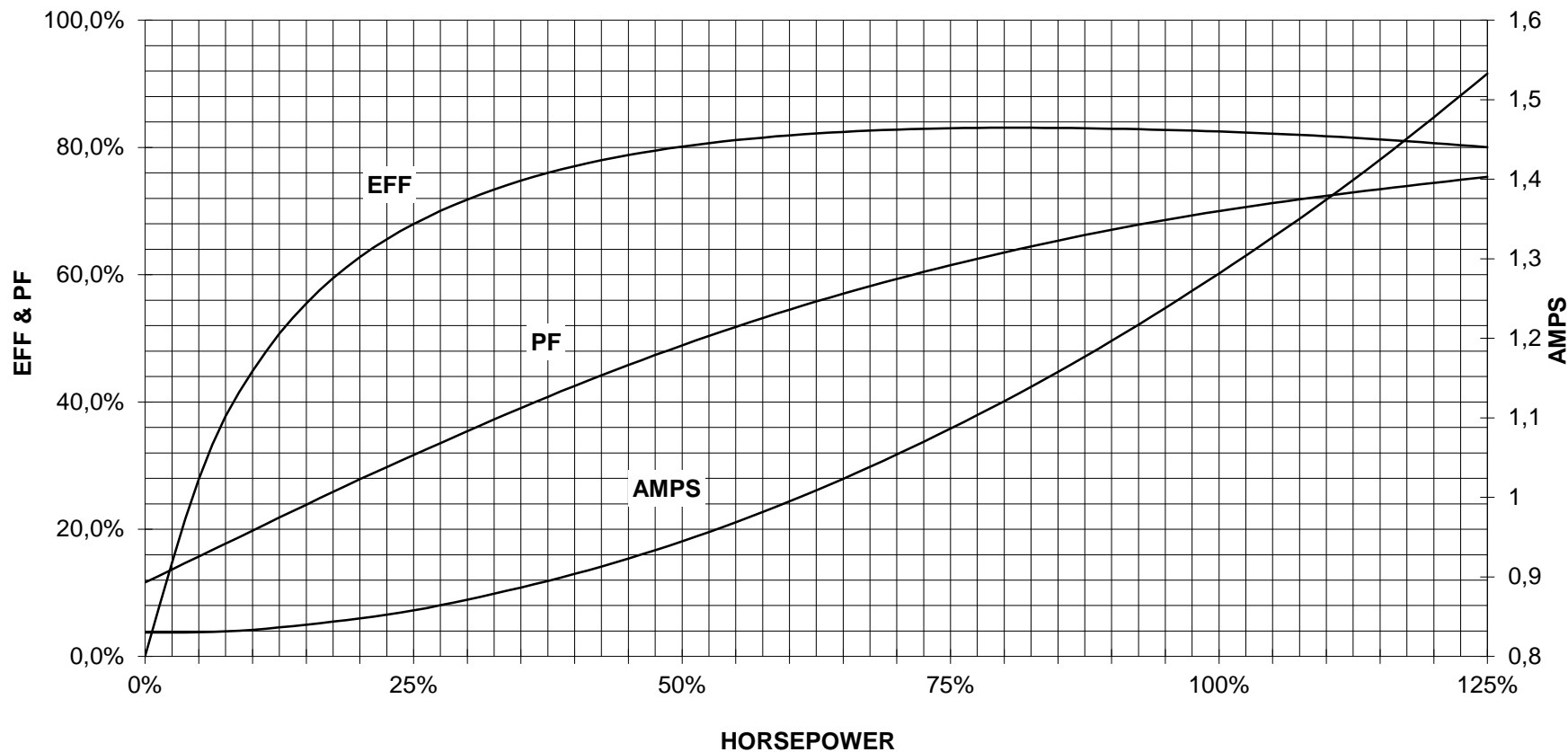
TORQUE & CURRENT VS. SPEED



CUSTOMER: _____ ORDER#: _____

1 HP 1200 RPM 145 FRAME 575 VOLTS 3 PHASE NEMA DESIGN B

SIEMENS INDUSTRY, INC.
PERFORMANCE CURVE
GP100A NP

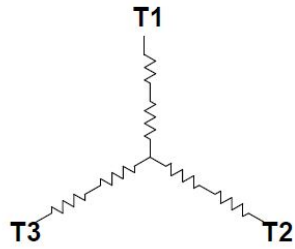


CUSTOMER _____ ORDER # _____ PO # _____

PERFORMANCE BASED ON DESIGN CALCULATIONS. SUBJECT TO CHANGE WITHOUT NOTICE.

REV. 1

Main terminal diagram



3 LEAD WYE			
LINES			CONN.
L1	L2	L3	
T1	T2	T3	Y

responsible dep.
DI MC LVM

technical reference

created by

approved by

Project

SIEMENS

document type
Wiring Diagram

title
1LE2121-1AC31-3AA3

document status
free

document number

customer