

Data sheet for three-phase Squirrel-Cage-Motors SIMOTICS

Motor type: **GP100A** FS: 213T - 2p - 7.5 hp -

| | | |
|------------------|-----------------|-----------|
| Client order no. | Item-No. | Offer no. |
| Order no. | Consignment no. | Project |
| Remarks | | |

Electrical data

| U [V] | Δ/Y | f [Hz] | P [HP] | P [kW] | n [rpm] | I Load [Amps] | | | | | LRC | Nom. Eff Load [%] | | | Pwr. Factor Load [%] | | | Torque [lb-ft] | T _A /T _N LRT [%] | T _k /T _N BDT [%] |
|-------|------------|--------|--------|--------|---------|---------------|-------|------|------|-------|------|-------------------|------|------|----------------------|------|------|----------------|--|--|
| | | | | | | 4/4 | 3/4 | 1/2 | 0 | 4/4 | | 3/4 | 2/4 | 4/4 | 3/4 | 2/4 | | | | |
| 460 | Y | 60 | 7.50 | 5.50 | 3,600 | 8.80 | 6.70 | 5.00 | 3.00 | 63.0 | 89.5 | 90.1 | 89.6 | 89.2 | 86.8 | 78.5 | 11.0 | 182 | 500 | |
| 230 | YY | 60 | 7.50 | 5.50 | 3,600 | 17.60 | 13.47 | 9.98 | 6.00 | 126.0 | 89.5 | 90.1 | 89.6 | 89.2 | 86.8 | 78.5 | 11.0 | 182 | 500 | |
| 400 | Y | 50 | 5.00 | | 2,948 | 6.80 | 5.48 | 4.33 | 3.10 | 64.0 | 87.9 | 88.1 | 87.4 | 88.1 | 83.1 | 72.6 | 8.9 | 269 | 406 | |
| 200 | YY | 50 | 5.00 | | 2,948 | 13.60 | 10.96 | 8.66 | 6.20 | 128.0 | 87.9 | 88.1 | 87.4 | 88.1 | 83.1 | 72.6 | 8.9 | 269 | 406 | |

without

| | | | | | |
|------------------|--|---------------------------------------|-------------------------------------|--------------|------------|
| Frame Type: 213T | Type of constr.: (E) Foot mounted - C-Face | Ins. Cl.: Standard Class F Insulation | Motor Prot.: (A) Without Protection | NEMA Des.: B | S.F.: 1.15 |
| Mtr. WT: 160 | | Temp. Rise Cl.: B | Amb. Temp.: + 40 to -20 °C @1000 m | kVA: H | IP 55 |

Mechanical data

| | | | | | | | | | |
|--------------------------------------|-------------------------|------|-------------------------|------------------------------|---------------|------|-------|----------------------|----------|
| Sound level (SPL / SWL) at 60 Hz | 66.0 dB(A) / 78.0 dB(A) | | Thickener | Polyurea | | | | | |
| Octave Band Center Frequencies Hertz | | | Safe Stall Time Hot | 17 s | | | | | |
| | 250 | 500 | 1000 | 2000 | 4000 | 8000 | Hz | Safe Stall Time Cold | 30 s |
| SPL@3 | 53.0 | 55.0 | 63.0 | 62.0 | 58.0 | 47.0 | dB(A) | Frame material | aluminum |
| Moment of inertia | 0.4 Lb-ft ² | | Color, paint shade | Standard Paint - RAL7030 | | | | | |
| Ext Load Inertia Capability: | 83.0 Lb ft ² | | Coating (paint finish) | Standard Alkyed + Epoxy (C2) | | | | | |
| Bearings | | | Ventilation Type | | | | | | |
| Bearing DE NDE | 6208 ZZ C3 S0 | | 6208 ZZ C3 S0 | Method of cooling | TEFC | | | | |
| Bearing_Type | Ball Bearing | | Ball Bearing | Direction of rotation | Bidirectional | | | | |
| AFBMA: | 40BC02JPP30 | | 40BC02JPP30 | Fan Material | Polypropylen | | | | |
| Grease | | | VFD | CT: 4:1 VT: 20:1 | | | | | |
| Capacity | 0.3 oz | | 0.3 oz | Space heaters | without | | | | |
| Grease Type: | Exxon Mobile EM | | Brake: | without | | | | | |


Terminal box

| | | | | | | |
|----------------------|--------------|-------|-------|--------------------|--------------------------|---|
| Lead Wire Connection | 9 LEAD - WYE | | | | Terminal box position | (3) F-1, Standard Floor Mount, T. Box LHS |
| Voltage | L1 | L1 | L1 | Connected together | Material of terminal box | Aluminium |
| LOW | T1 T7 | T2 T8 | T3 T9 | T4 T5 T6 | Cable entry | 1" NPT |
| HIGH | T1 | T2 | T3 | T4 T7-T5 T8-T6 T9 | | |

Notes:

I_L/I_N = locked rotor current / current nominal
M_L/M_N = locked rotor torque / torque nominal
M_b/M_N = break down torque / nominal torque

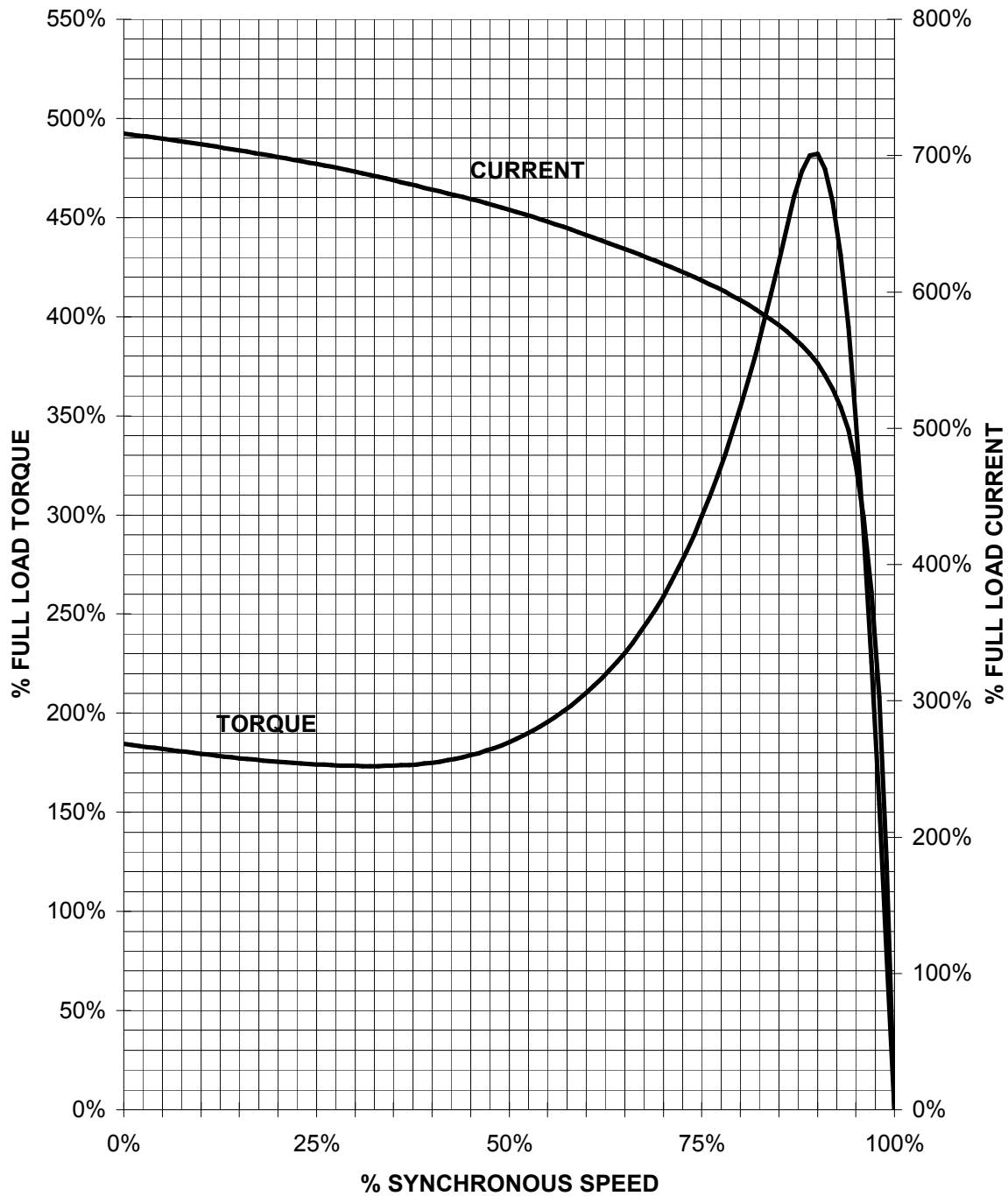
3) Value is valid only for DOL operation with motor design IC411
2) at rated power / at full load

| | | | | | |
|--|-----------------------------|-------------------------------|-------------|---|----------------|
| responsible dep. DI MC LVM | technical reference | created by DT Configurator | approved by | <i>Technical data are subject to change! There may be discrepancies between our website and our product labels.</i> | |
|  | document type datasheet | document status released | customer | | |
| | title 1LE2121-2AA11-4EA3 | document number | rev. 01 | creation date 2022-04-08 17:58 | language en |
| © Siemens AG 2022 | | | | Page 1/1 | |

SIEMENS INDUSTRY, INC.

HP 7,5 VOLTS < 600V RPM 3600 TYPE GP100A
HZ 60 PHASE 3 FRAME 213T NEMA B

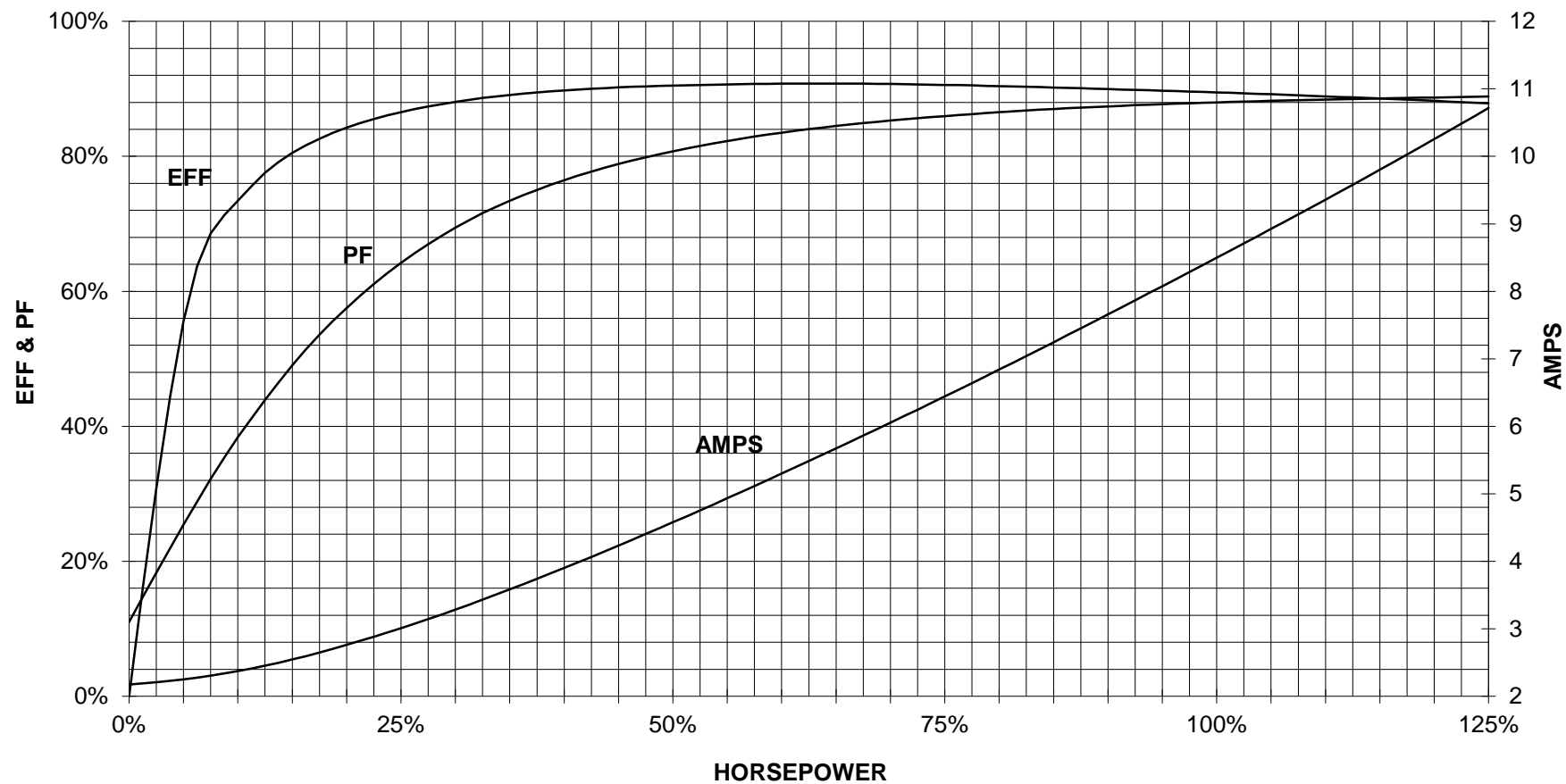
TORQUE & CURRENT VS. SPEED



CUSTOMER: _____ ORDER#: _____

7.5 HP 3600 RPM 213 FRAME 460 VOLTS 3 PHASE NEMA DESIGN B

SIEMENS INDUSTRY, INC.
PERFORMANCE CURVE
GP100A NP

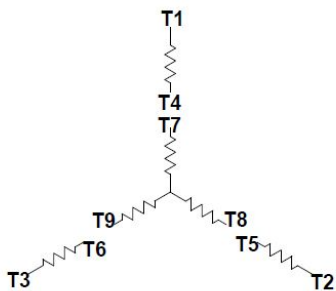


CUSTOMER _____ ORDER # _____ PO # _____

PERFORMANCE BASED ON DESIGN CALCULATIONS. SUBJECT TO CHANGE WITHOUT NOTICE.

REV. 1

Main terminal diagram



| 9 LEAD WYE | | | | | | |
|------------|----------|----------|----------|--------------------|-------|--|
| Volts | LINES | | | CONNECTED TOGETHER | CONN. | |
| | L1 | L2 | L3 | | | |
| LOW | T1 T7 | T2 T6 | T3 T9 | T4 T5 T6 | YY | |
| HIGH | T1 | T2 | T3 | T4 T7-T5 T8-T6 T9 | Y | |

| | | | | |
|-------------------------------|---------------------------------|-----------------------------|----------------|-------------|
| responsible dep. DI MC LVM | technical reference | created by | approved by | Project |
| SIEMENS | document type Wiring Diagram | document status free | | customer |
| | title 1LE2121-2AA11-4EA3 | document number | | |
| © Siemens AG 2019 | rev. 01 | creation date 12/03/2019 | language en | Page 1/1 |