

Data sheet for three-phase Squirrel-Cage-Motors SIMOTICS

Motor type: **GP100** FS: **143T - 4p - 1 hp -**

Client order no.	Item-No.	Offer no.
Order no.	Consignment no.	Project
Remarks		

Electrical data

U [V]	Δ/Y	f [Hz]	P [HP]	P [kW]	n [rpm]	I Load [Amps]					LRC	Nom. Eff Load [%]			Pwr. Factor Load [%]			Torque [lb-ft]	T _A /T _N LRT [%]	T _k /T _N BDT [%]
						4/4	3/4	1/2	0	4/4		3/4	2/4	4/4	3/4	2/4				
460	Y	60	1.00	0.75	1,800	1.40	1.20	1.00	0.80	13.0	85.5	85.4	83.4	78.2	71.5	58.4	3.0	300	383	
230	YY	60	1.00	0.75	1,800	2.80	2.30	1.92	1.60	26.0	85.5	85.4	83.4	78.2	71.5	58.4	3.0	300	383	
400	Y	50	0.75		1,463	1.25	1.08	0.94	0.81	11.9	80.8	80.3	77.8	74.7	65.2	51.3	2.7	378	543	
200	YY	50	0.75		1,463	2.50	2.16	1.88	1.62	23.8	80.8	80.3	77.8	74.7	65.2	51.3	2.7	378	543	

without

Mechanical data

Sound level (SPL / SWL) at 60 Hz	50.0 dB(A) / 62.0 dB(A)	Thickener	Polyurea
Octave Band Center Frequencies Hertz		Safe Stall Time Hot	18 s
250	500	1000	2000
4000	8000	Hz	
SPL@3	37.0	40.0	49.0
	45.0	37.0	31.0
		dB(A)	
Moment of inertia	0.2 Lb-ft ²	Frame material	cast iron
Ext Load Inertia Capability:	58.0 Lb ft ²	Color, paint shade	Standard Paint - RAL7030
Bearings		Coating (paint finish)	Standard Alkyed + Epoxy (C2)
Bearing DE NDE	6205 ZZ C3 S0	Ventilation Type	
Bearing_Type	Ball Bearing	Method of cooling	TEFC
AFBMA:	25BC02JPP30	Direction of rotation	Bidirectional
Grease		Fan Material	Polypropylen
Capacity	0.1 oz	VFD	CT: 4:1 VT: 20:1
Grease Type:	Exxon Mobile EM	Space heaters	without
		Brake:	without


Terminal box

Lead Wire Connection	9 LEAD - WYE	Terminal box position	(3) F-1, Standard Floor Mount, T. Box LHS
Voltage	L1 L1 L1 Connected together	Material of terminal box	Aluminium
LOW	T1 T7 T2 T8 T3 T9 T4 T5 T6	Cable entry	.75" NPT
HIGH	T1 T2 T3 T4 T7-T5 T8-T6 T9		

Notes:

I_L/I_N = locked rotor current / current nominal
M_L/M_N = locked rotor torque / torque nominal
M_d/M_N = break down torque / nominal torque

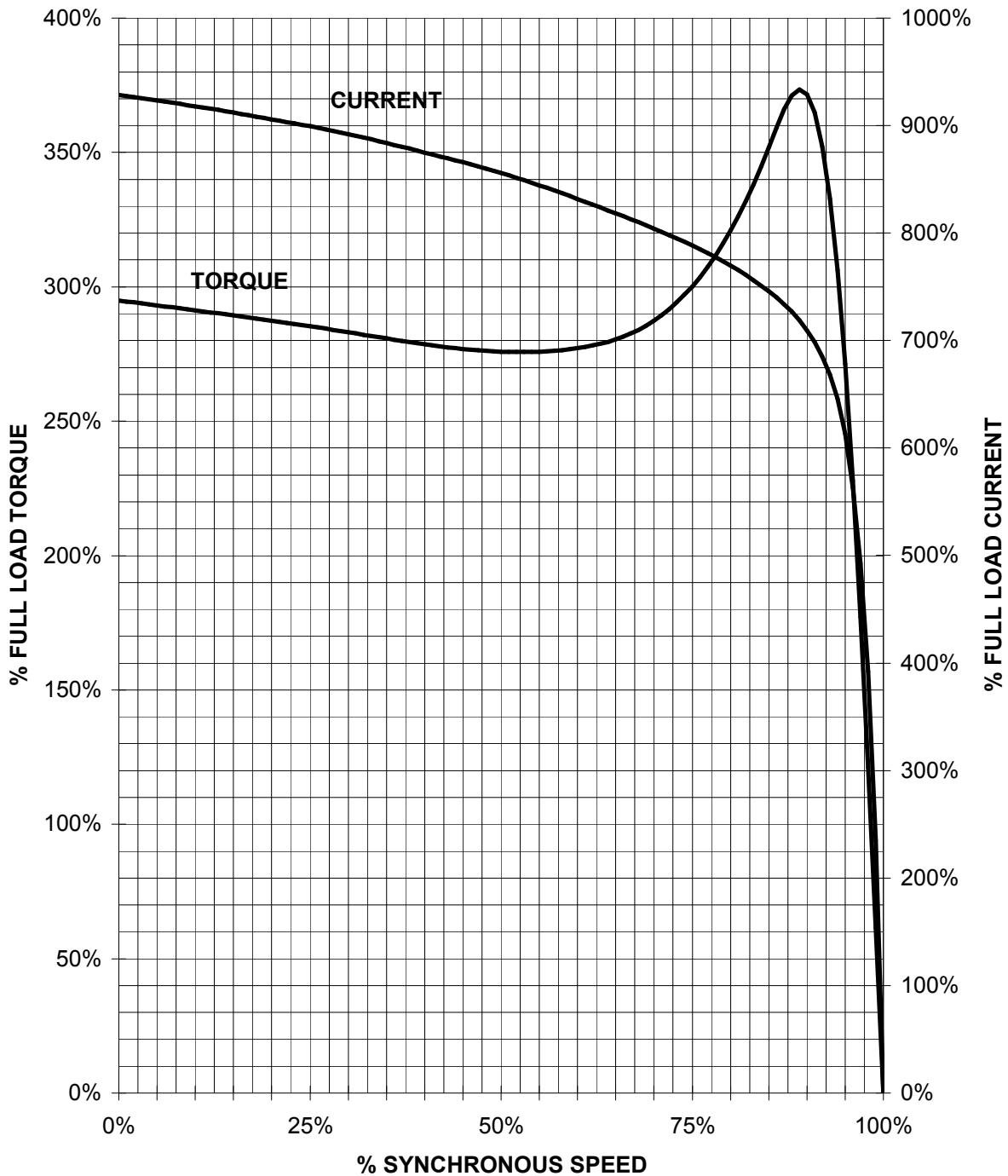
3) Value is valid only for DOL operation with motor design IC411
2) at rated power / at full load

responsible dep. DI MC LVM	technical reference	created by DT Configurator	approved by	<i>Technical data are subject to change! There may be discrepancies between software and hardware versions.</i>
	document type datasheet	document status released	customer	
	title 1LE2221-1AB21-4GA3	document number		
© Siemens AG 2022	rev. 01	creation date 2022-04-08 03:02	language en	Page 1/1

SIEMENS INDUSTRY, INC.

HP 1 VOLTS < 600V RPM 1800 TYPE GP100
HZ 60 PHASE 3 FRAME 143T NEMA B

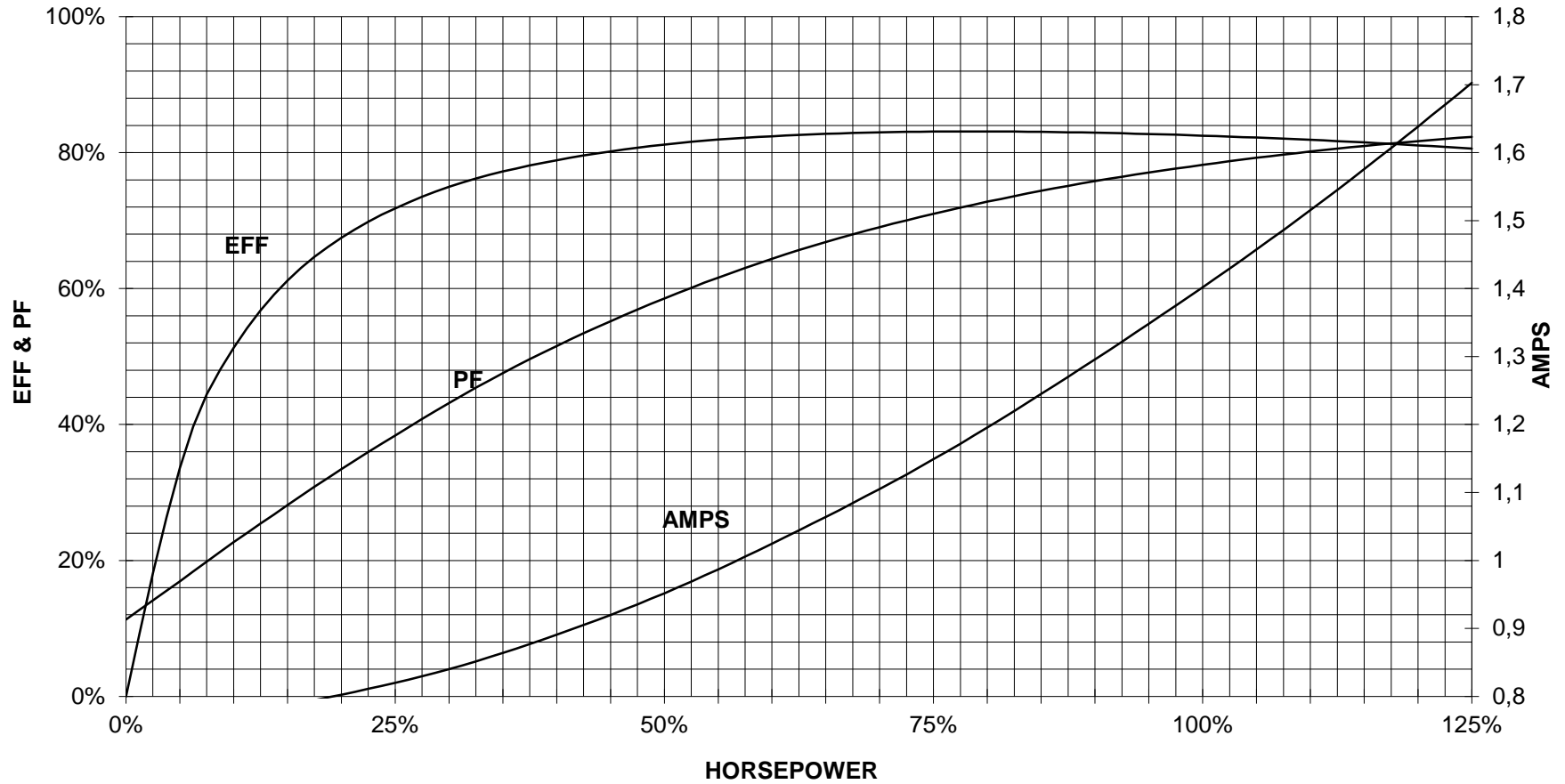
TORQUE & CURRENT VS. SPEED



CUSTOMER: _____ ORDER#: _____

1 HP 1800 RPM 143T FRAME 460 VOLTS 3 PHASE NEMA DESIGN B

SIEMENS INDUSTRY, INC.
PERFORMANCE CURVE
GP100



CUSTOMER _____ ORDER # _____ PO # _____

PERFORMANCE BASED ON DESIGN CALCULATIONS. SUBJECT TO CHANGE WITHOUT NOTICE.

REV. 1

Main terminal diagram



9 LEAD WYE						
Volts	LINES			CONNECTED TOGETHER	CONN.	
	L1	L2	L3			
LOW	T1 T7	T2 T6	T3 T9	T4 T5 T6	YY	
HIGH	T1	T2	T3	T4 T7-T5 T8-T6 T9	Y	

responsible dep. DI MC LVM	technical reference	created by	approved by	Project
SIEMENS	document type Wiring Diagram	document status free		customer
	title 1LE2221-1AB21-4GA3	document number		
© Siemens AG 2019	rev. 01	creation date 12/03/2019	language en	Page 1/1