

Data sheet for three-phase Squirrel-Cage-Motors SIMOTICS

Motor type: **GP100** FS: **184T - 2p - 5 hp -**

Client order no.	Item-No.	Offer no.
Order no.	Consignment no.	Project
Remarks		

Electrical data

U [V]	Δ/Y	f [Hz]	P [HP]	P [kW]	n [rpm]	I Load [Amps]					LRC	Nom. Eff Load [%]			Pwr. Factor Load [%]			Torque [lb-ft]	T _A /T _N LRT [%]	T _k /T _N BDT [%]
						4/4	3/4	1/2	0	4/4		3/4	2/4	4/4	3/4	2/4				
460	Y	60	5.00	4.00	3,600	6.00	4.60	3.40	2.00	46.0	88.5	89.1	88.2	88.2	85.9	78.1	7.5	173	427	
230	YY	60	5.00	4.00	3,600	12.00	9.18	6.80	4.00	92.0	88.5	89.1	88.2	88.2	85.9	78.1	7.5	173	427	
400	Y	50	3.00		2,945	4.31	3.51	2.83	2.10	45.0	85.9	85.6	83.9	82.7	76.3	64.4	5.3	318	590	
200	YY	50	3.00		2,945	8.62	7.02	5.66	4.20	90.0	85.9	85.6	83.9	82.7	76.3	64.4	5.3	318	590	

without

Mechanical data

Sound level (SPL / SWL) at 60 Hz	69.0 dB(A) / 81.0 dB(A)		Thickener	Polyurea					
Octave Band Center Frequencies Hertz			Safe Stall Time Hot	15 s					
250	500	1000	2000	4000	8000	Hz	Safe Stall Time Cold	29 s	
SPL@3	49.0	61.0	66.0	64.0	60.0	50.0	dB(A)	Frame material	cast iron
Moment of inertia	0.2 Lb-ft ²		Color, paint shade	Standard Paint - RAL7030					
Ext Load Inertia Capability:	57.0 Lb ft ²		Coating (paint finish)	Standard Alkyed + Epoxy (C2)					
Bearings			Ventilation Type						
Bearing DE NDE	6206 ZZ C3 S0	6206 ZZ C3 S0	Method of cooling	TEFC					
Bearing_Type	Ball Bearing	Ball Bearing	Direction of rotation	Bidirectional					
AFBMA:	30BC02JPP30	30BC02JPP30	Fan Material	Polypropylen					
Grease			VFD	CT: 4:1 VT: 20:1					
Capacity	0.2 oz	0.2 oz	Space heaters	without					
Grease Type:	Exxon Mobile EM		Brake:	without					


Terminal box

Lead Wire Connection	9 LEAD - WYE				Terminal box position	(3) F-1, Standard Floor Mount, T. Box LHS
Voltage	L1	L1	L1	Connected together	Material of terminal box	Aluminium
LOW	T1 T7	T2 T8	T3 T9	T4 T5 T6	Cable entry	.75" NPT
HIGH	T1	T2	T3	T4 T7-T5 T8-T6 T9		

Notes:

I_L/I_N = locked rotor current / current nominal
M_L/M_N = locked rotor torque / torque nominal
M_d/M_N = break down torque / nominal torque

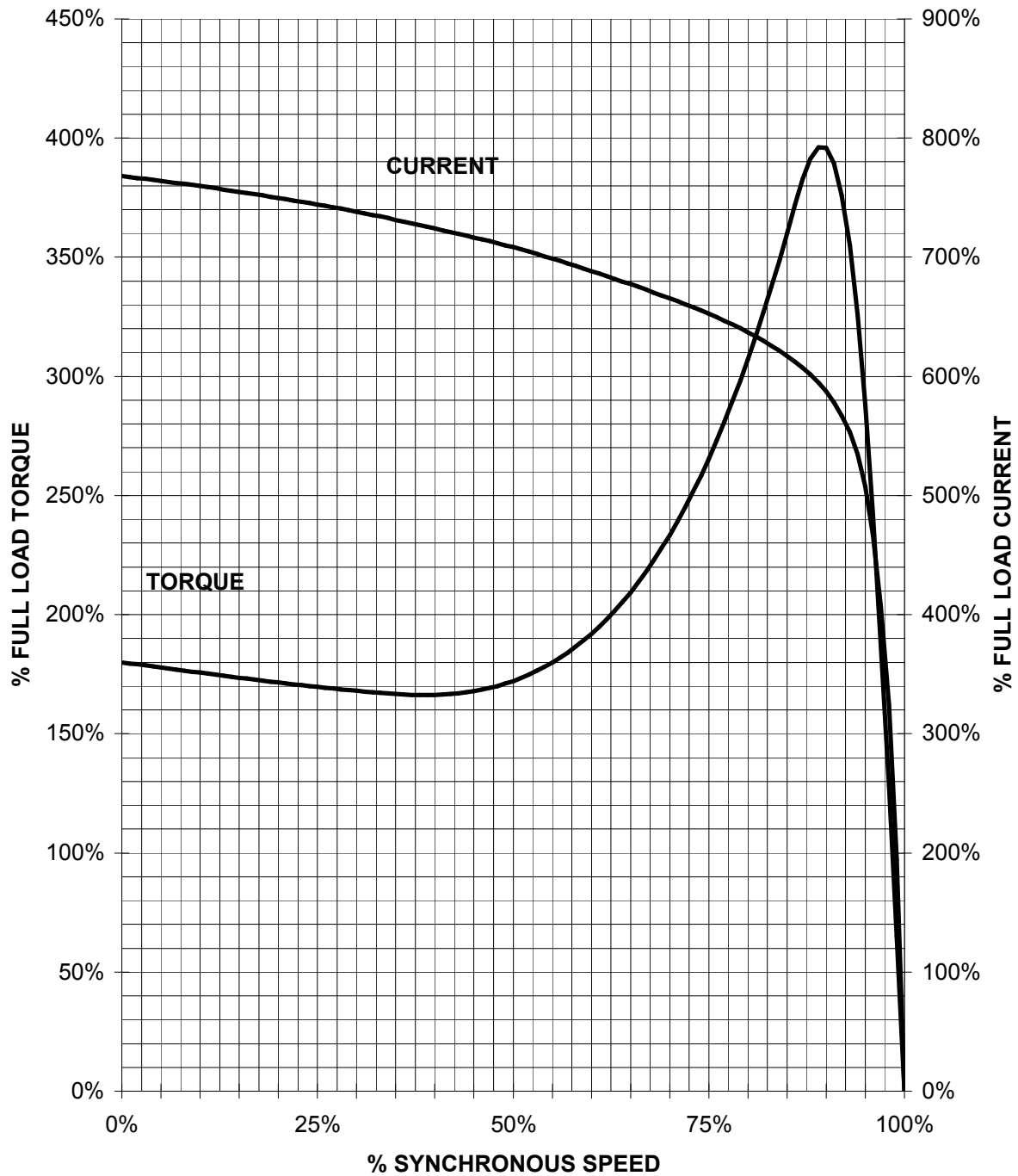
3) Value is valid only for DOL operation with motor design IC411
2) at rated power / at full load

responsible dep. DI MC LVM	technical reference	created by DT Configurator	approved by	<i>Technical data are subject to change! There may be discrepancies between our website and our data sheets.</i>	
	document type datasheet	document status released	customer		
	title 1LE2221-1CA31-4GA3	document number	rev. 01	creation date 2022-04-08 16:32	language en
© Siemens AG 2022					Page 1/1

SIEMENS INDUSTRY, INC.

HP 5 VOLTS < 600V RPM 3600 TYPE GP100
HZ 60 PHASE 3 FRAME 184T NEMA B

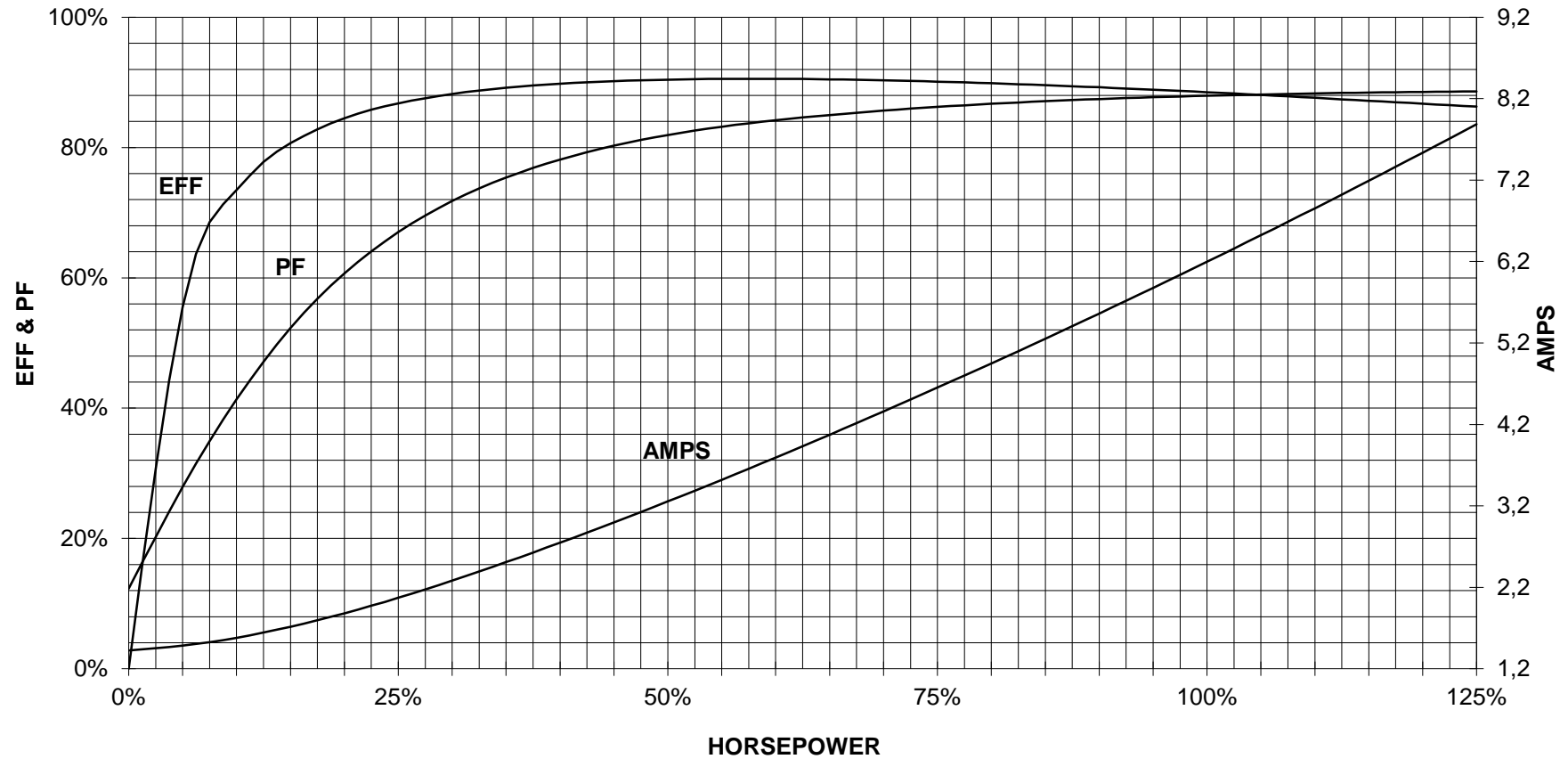
TORQUE & CURRENT VS. SPEED



CUSTOMER: _____ ORDER#: _____

5 HP 3600 RPM 184T FRAME 460 VOLTS 3 PHASE NEMA DESIGN B

SIEMENS INDUSTRY, INC.
PERFORMANCE CURVE
GP100



CUSTOMER _____ ORDER # _____ PO # _____

PERFORMANCE BASED ON DESIGN CALCULATIONS. SUBJECT TO CHANGE WITHOUT NOTICE.

REV. 1

Main terminal diagram



9 LEAD WYE						
Volts	LINES			CONNECTED TOGETHER	CONN.	
	L1	L2	L3			
LOW	T1 T7	T2 T6	T3 T9	T4 T5 T6	YY	
HIGH	T1	T2	T3	T4 T7-T5 T8-T6 T9	Y	

responsible dep. DI MC LVM	technical reference	created by	approved by	Project
SIEMENS	document type Wiring Diagram	document status free		customer
	title 1LE2221-1CA31-4GA3	document number		
© Siemens AG 2019	rev. 01	creation date 12/03/2019	language en	Page 1/1