

Data sheet for three-phase Squirrel-Cage-Motors SIMOTICS

Motor type: **GP100** FS: 254T - 2p - 15 hp -

Client order no.	Item-No.	Offer no.
Order no.	Consignment no.	Project
Remarks		

Electrical data

U [V]	Δ/Y	f [Hz]	P [HP]	P [kW]	n [rpm]	I Load [Amps]					LRC	Nom. Eff Load [%]			Pwr. Factor Load [%]			Torque [lb-ft]	T _A /T _N LRT [%]	T _k /T _N BDT [%]
						4/4	3/4	1/2	0	4/4		3/4	2/4	4/4	3/4	2/4				
575	Y	60	15.00	11.00	3,600	14.00	10.60	7.70	4.10	92.8	91.0	91.3	90.7	88.2	87.4	80.6	22.0	209	259	
Frame Type: 254T		Type of constr.: (E) Foot mounted - C-Face				Ins. Cl.: Standard Class F Insulation		Motor Prot.: (A) Without Protection			NEMA Des.: B		S.F.: 1.15							
Mtr. WT: 301						Temp. Rise Cl.: B		Amb. Temp.: + 40 to -20 °C @1000 m			kVA: G		IP 55							

Mechanical data

Sound level (SPL / SWL) at 60 Hz	67.0 dB(A) / 79.0 dB(A)							Thickener	Polyurea
Octave Band Center Frequencies Hertz								Safe Stall Time Hot	24 s
	250	500	1000	2000	4000	8000	Hz	Safe Stall Time Cold	48 s
SPL@3	54.0	56.0	63.0	62.0	60.0	48.0	dB(A)	Frame material	cast iron
Moment of inertia	1.1 Lb-ft ²							Color, paint shade	Standard Paint - RAL7030
Ext Load Inertia Capability:	16.0 Lb ft ²							Coating (paint finish)	Standard Alkyed + Epoxy (C2)
Bearings								Ventilation Type	
Bearing DE NDE	6209 ZZ C3 S0			6209 ZZ C3 S0			Method of cooling	TEFC	
Bearing_Type	Ball Bearing			Ball Bearing			Direction of rotation	Bidirectional	
AFBMA:	45BC02JPP30			45BC02JPP30			Fan Material	Polypropylen	
Grease								VFD	CT: 4:1 VT: 20:1
Capacity	0.5 oz			0.5 oz			Space heaters	without	
Grease Type:	Exxon Mobile EM							Brake:	without


Terminal box

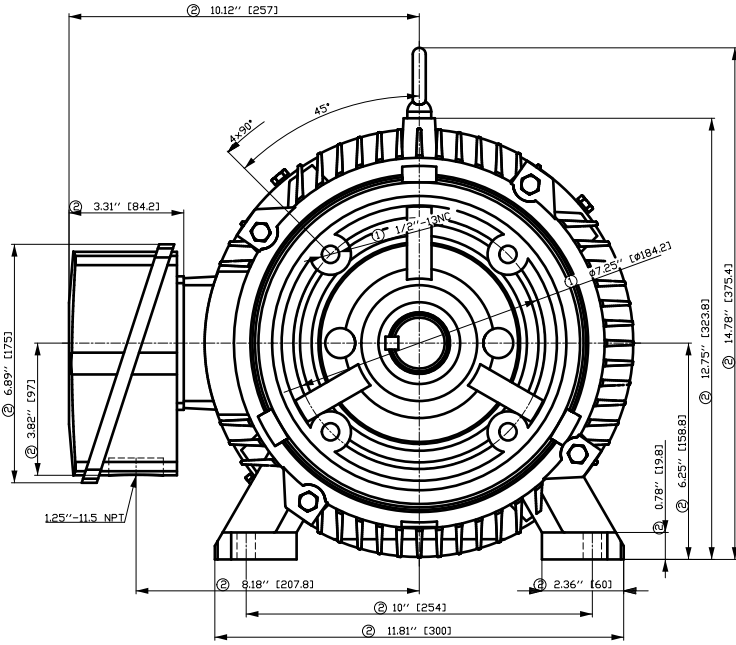
Lead Wire Connection				3 LEAD - WYE		Terminal box position	(3) F-1, Standard Floor Mount, T. Box LHS		
Voltage	L1	L1	L1	Connected together		Material of terminal box	Aluminium		
----	----	----	----	----		Cable entry	1.25" NPT		
----	T1	T2	T3	----					

Notes:

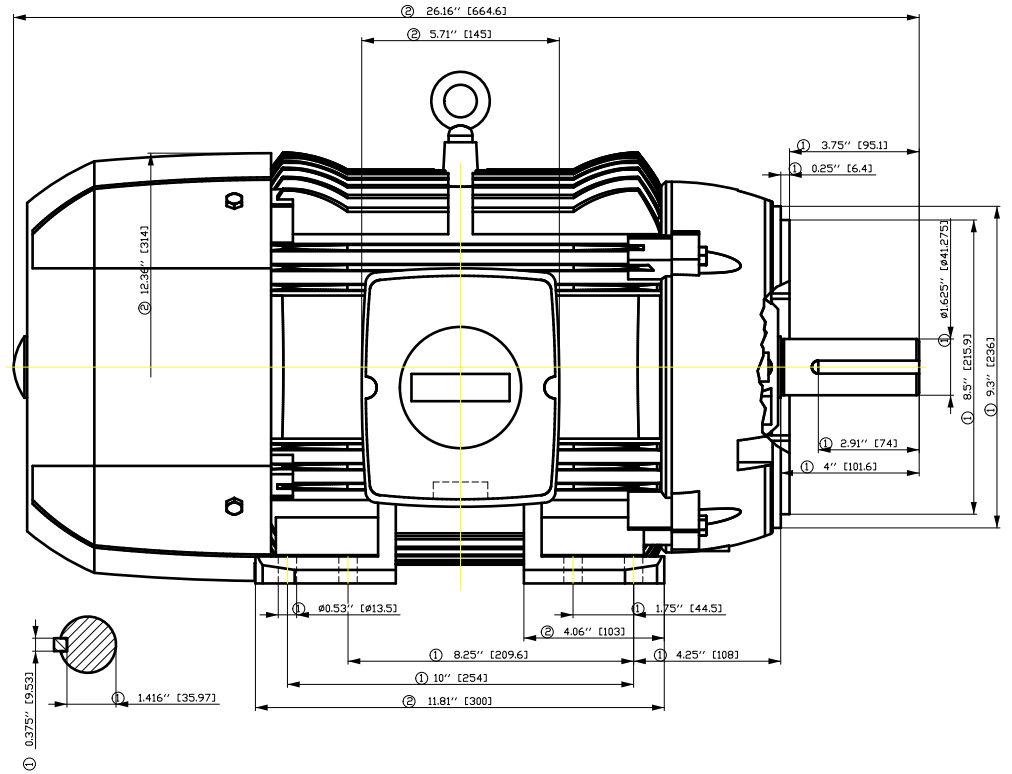
I_r/I_N = locked rotor current / current nominal
M_r/M_N = locked rotor torque / torque nominal
M_b/M_N = break down torque / nominal torque

3) Value is valid only for DOL operation with motor design IC411
2) at rated power / at full load

responsible dep. DI MC LVM	technical reference	created by DT Configurator	approved by	<i>Technical data are subject to change! There may be discrepancies between software and hardware versions</i>			
	document type datasheet	document status released		customer			
	title 1LE2221-2BA11-3EA3	document number					
© Siemens AG 2022	rev. 01	creation date 2022-04-08 19:03	language en	Page 1/1			



- ① Tolerances according to NEMA std.
- ② All these dimensions corresponding to assemblies and castings shall have a tolerance as per DIN standard 1686-GTB 19.
- ③ Not according to NEMA std.

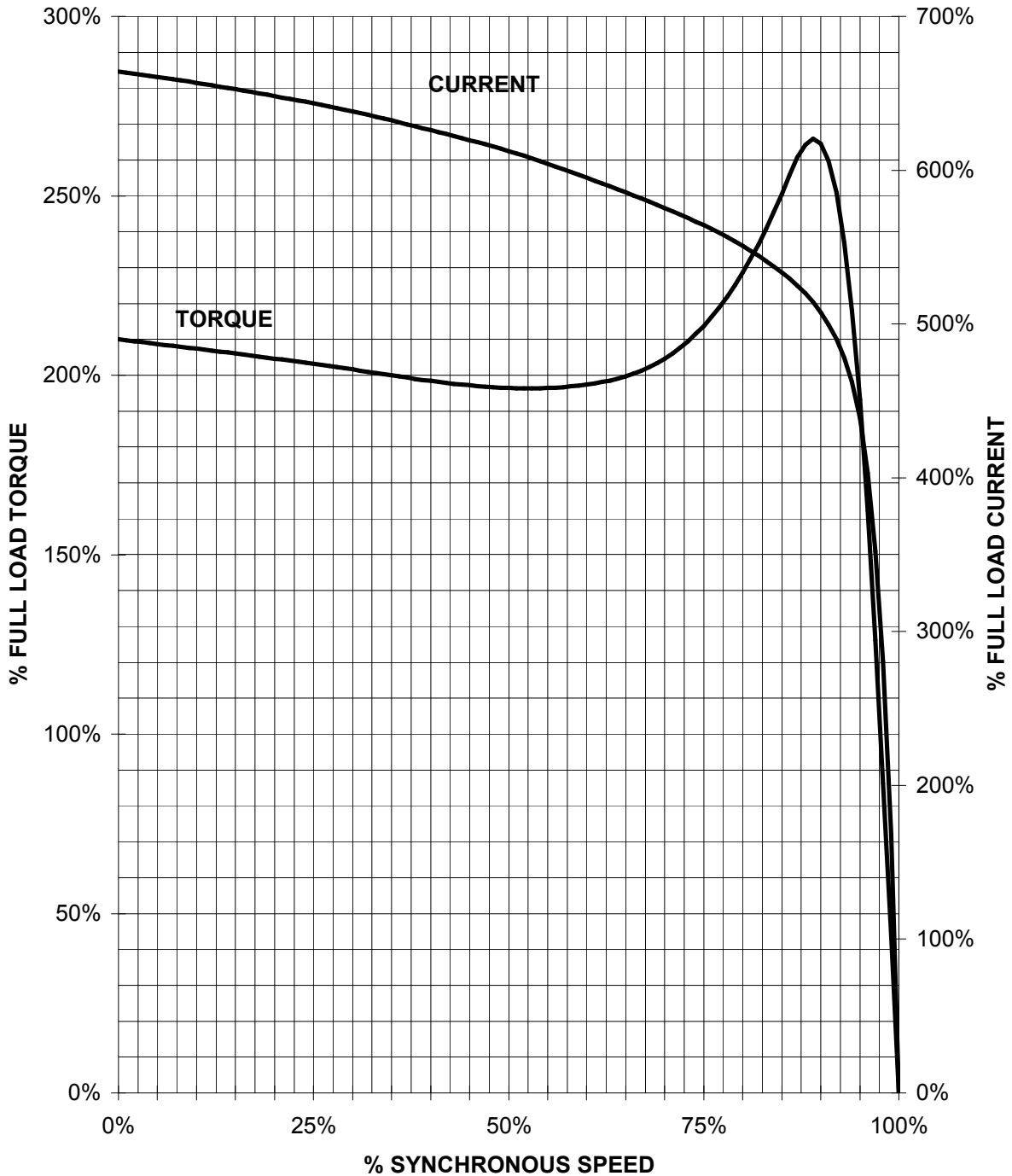


Tolerance	Surface	Material	Weight	Scale
F5ÖGGFÉÖÖFFÉÖÖH É	Author Creator Approval Department Change Order	ÖS Tæ: ^æ@` }*	É	{ {
SIEMENS	Doc. State	Item No	Doc Type	
	Revision	Index	RS	Paper Size
© Siemens AG 2018	Project No	É	Ref No	É
			1st Language	^
			2nd Language	â^
			Sheet	F of F

SIEMENS INDUSTRY, INC.

HP 15 VOLTS < 600V RPM 3600 TYPE GP100
HZ 60 PHASE 3 FRAME 254T NEMA B

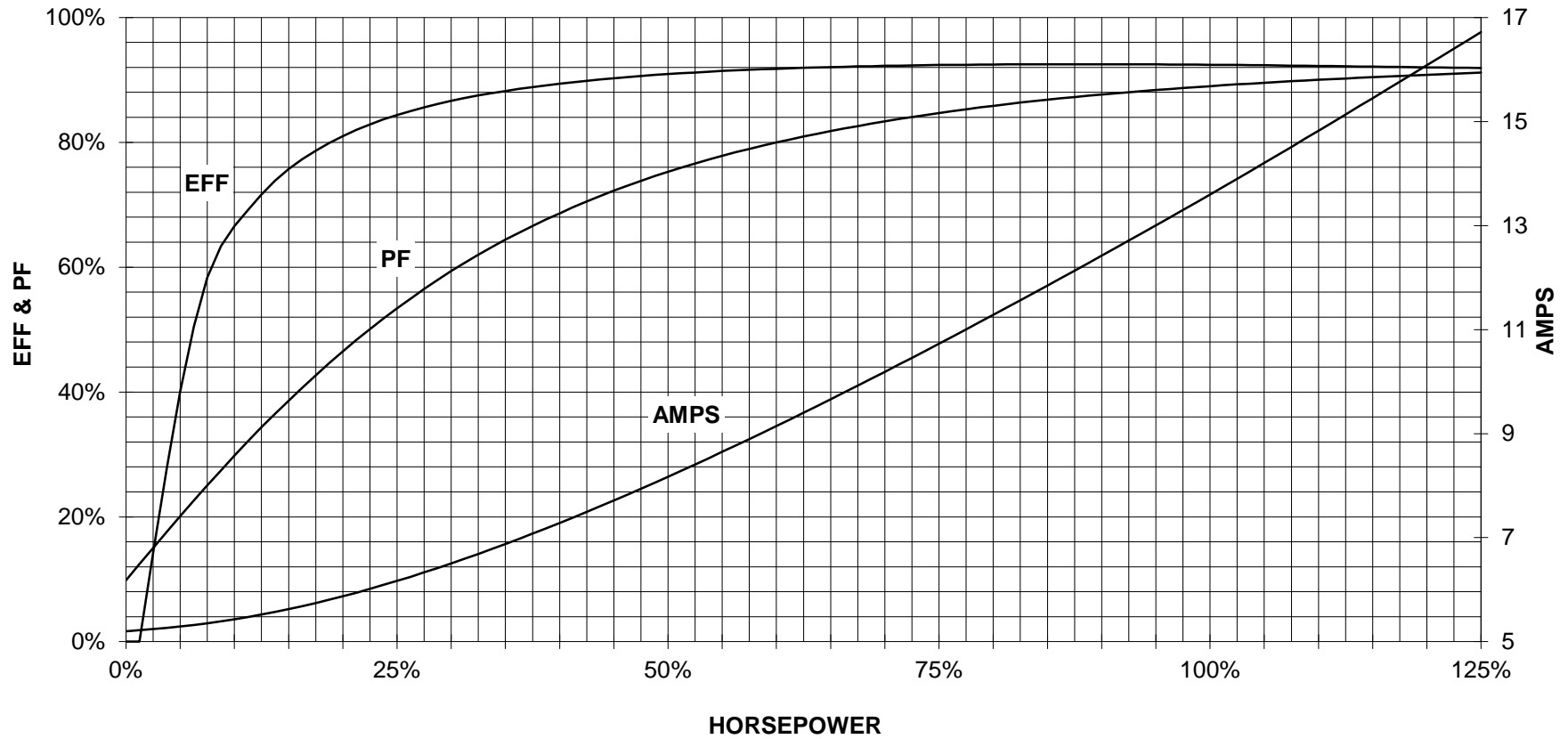
TORQUE & CURRENT VS. SPEED



CUSTOMER: _____ ORDER#: _____

15 HP 3600 RPM 254T FRAME 575 VOLTS 3 PHASE NEMA DESIGN B

SIEMENS INDUSTRY, INC.
PERFORMANCE CURVE
GP100



CUSTOMER _____ ORDER # _____ PO # _____

PERFORMANCE BASED ON DESIGN CALCULATIONS. SUBJECT TO CHANGE WITHOUT NOTICE.

REV. 1

Main terminal diagram



3 LEAD WYE			
LINES			CONN.
L1	L2	L3	
T1	T2	T3	Y

responsible dep.
DI MC LVM

technical reference

created by

approved by

Project

SIEMENS

document type
Wiring Diagram

title
1LE2221-2BA11-3EA3

document status
free

document number

customer