

Data sheet for three-phase Squirrel-Cage-Motors SIMOTICS

Motor type: **GP100** FS: 405TS - 4p - 100 hp -

Client order no.	Item-No.	Offer no.
Order no.	Consignment no.	Project
Remarks		

Electrical data

U [V]	Δ/Y	f [Hz]	P [HP]	P [kW]	n [rpm]	I Load [Amps]					LRC	Nom. Eff Load [%]			Pwr. Factor Load [%]			Torque [lb-ft]	T _A /T _N LRT [%]	T _k /T _N BDT [%]
						4/4	3/4	1/2	0	4/4		3/4	2/4	4/4	3/4	2/4				
460	Δ	60	100.00	75.00	1,800	113.00	85.10	61.10	30.00	725.0	95.4	96.0	95.8	87.0	86.0	80.0	295.0	180	200	
400	Δ	50	75.00		1,489	98.00	75.00	55.85	34.00	740.0	94.6	95.1	94.9	84.9	82.7	74.3	260.2	226	303	

Frame Type: 405TS	Type of constr.: (A) Foot mounted - End shield	Ins. Cl.: Standard Class F Insulation	Motor Prot.: (A) Without Protection	NEMA Des.: B	S.F.: 1.15
Mtr. WT: 1,097		Temp. Rise Cl.: B	Amb. Temp.: + 40 to -20 °C @ 1000 m	kVA: G	IP 54

Mechanical data


Sound level (SPL / SWL) at 60 Hz	67.0 dB(A) / 79.0 dB(A)							Thickener	Polyurea
Octave Band Center Frequencies Hertz								Safe Stall Time Hot	25 s
	250	500	1000	2000	4000	8000	Hz	Safe Stall Time Cold	35 s
SPL@3	66.0	76.0	73.0	70.0	65.0	51.0	dB(A)	Frame material	cast iron
Moment of inertia	23.4 Lb-ft ²							Color, paint shade	Standard Paint - RAL7030
Ext Load Inertia Capability:	441.0 Lb ft ²							Coating (paint finish)	Standard Alkyed + Epoxy (C2)
Bearings								Ventilation Type	
Bearing DE NDE	6316 Z C3 S0			6214 ZZ C3 S0			Method of cooling	TEFC	
Bearing_Type	Ball Bearing			Ball Bearing			Direction of rotation	Bidirectional	
AFBMA:	80BC03JP30			70BC02JPP30			Fan Material	Polypropylen ESD	
Grease								VFD	CT: 4:1 VT: 20:1
Capacity	7.5 oz			6.7 oz			Space heaters	without	
Grease Type:	Exxon Mobile EM							Brake:	without

Terminal box

Lead Wire Connection	3 LEAD - DELTA				Terminal box position	(3) F-1, Standard Floor Mount, T. Box LHS	
Voltage	L1	L1	L1	Connected together	Material of terminal box	Stamped Steel	
----	----	----	----	----	Cable entry	3" NPT	
----	T1	T2	T3	----			

Notes:			
I _L /I _N = locked rotor current / current nominal	M _L /M _N = locked rotor torque / torque nominal		M _L /M _N = break down torque / nominal torque
3) Value is valid only for DOL operation with motor design IC411		2) at rated power / at full load	

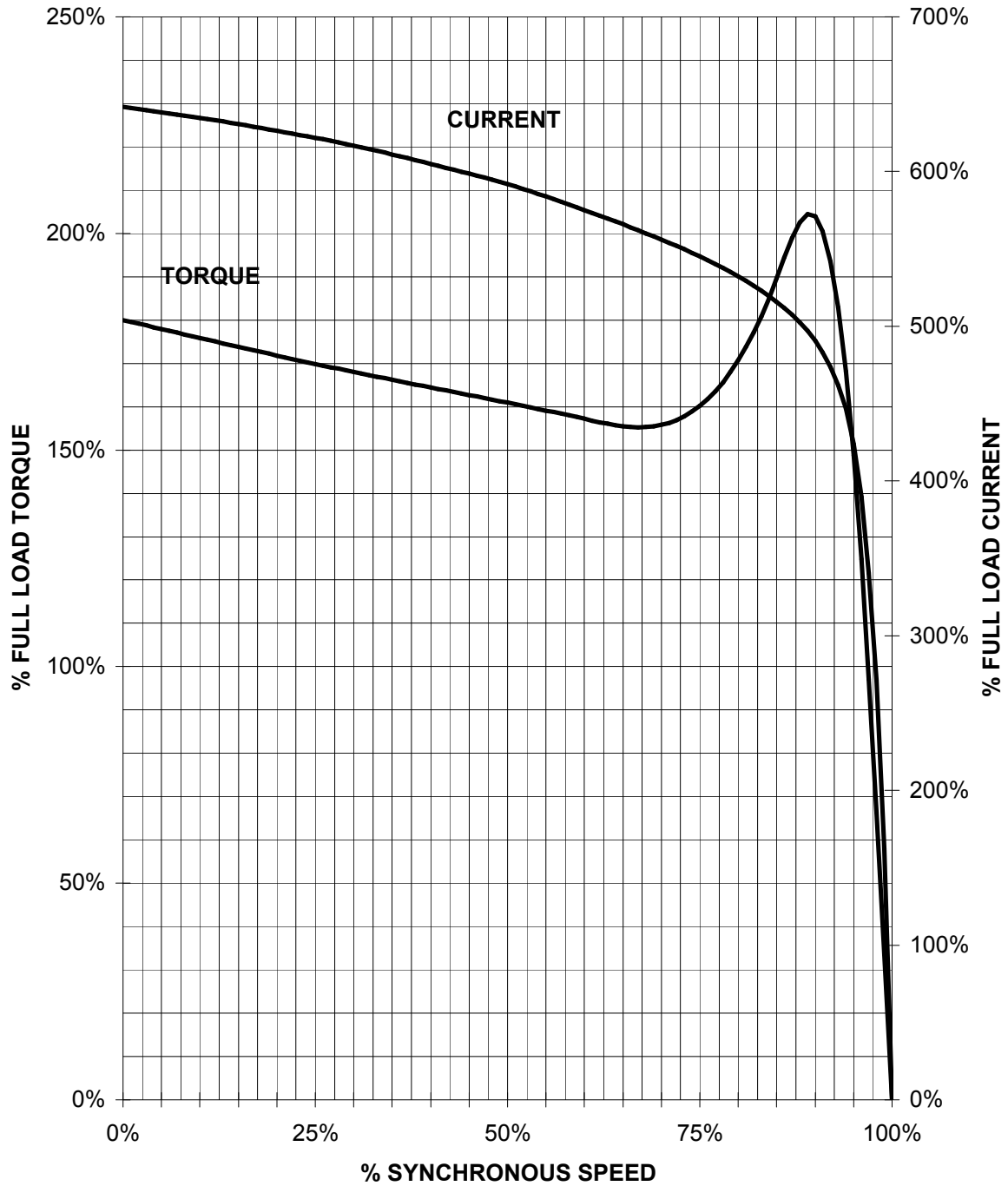
responsible dep.	technical reference	created by	approved by	<i>Technical data are subject to change! There may be discrepancies between software and hardware versions</i>
DI MC LVM		DT Configurator		

	document type	document status	customer	
	datasheet	released		
	title	document number		
	1LE2221-4BB21-2AA3			
© Siemens AG 2022	rev.	creation date	language	Page
	01	2022-04-08 22:31	en	1/1

SIEMENS INDUSTRY INC.

HP 100 VOLTS < 600V RPM 1800 TYPE GP100
HZ 60 PHASE 3 FRAME 405TS NEMA B

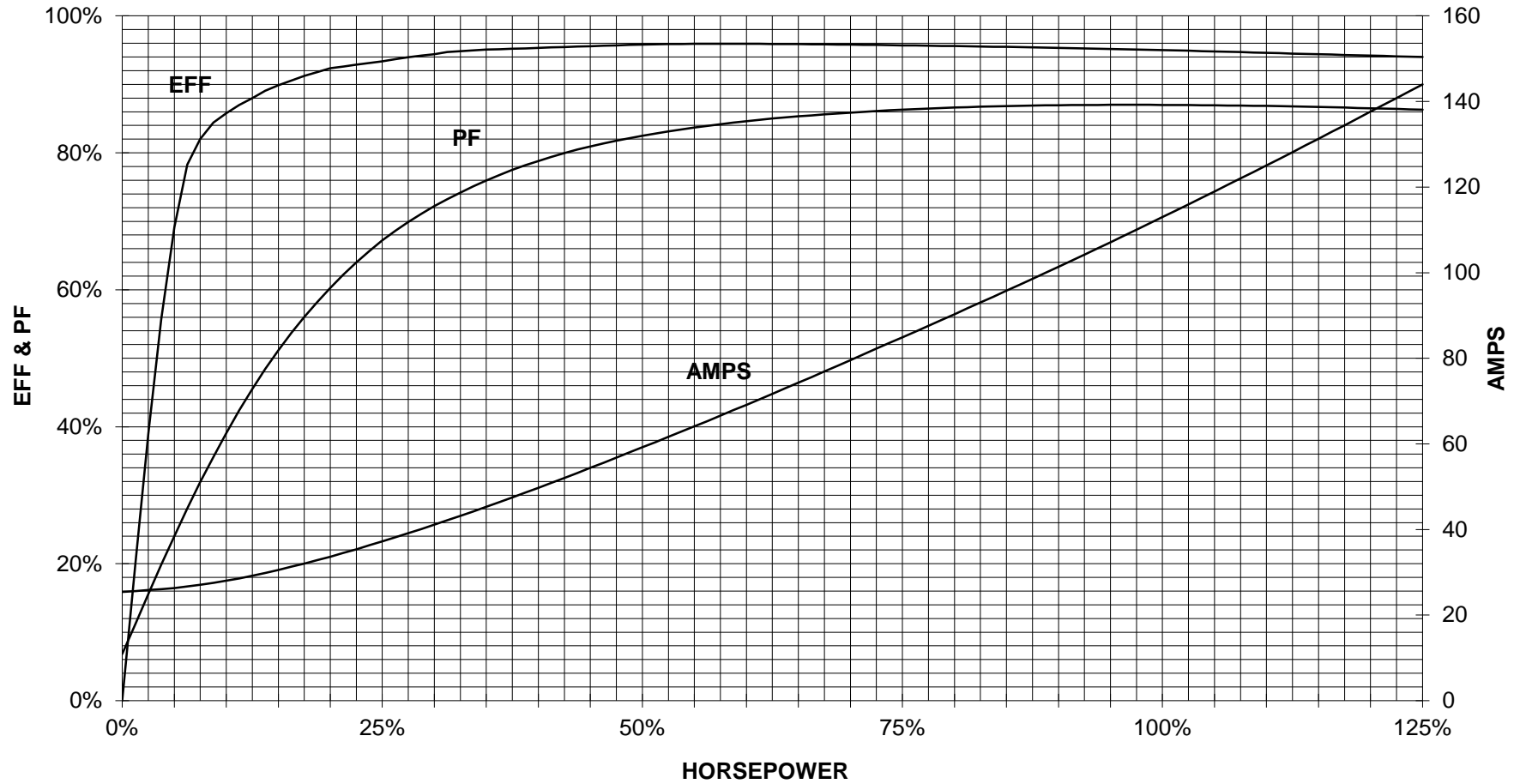
TORQUE & CURRENT VS. SPEED



CUSTOMER: _____ ORDER#: _____

100 HP 1800 RPM 405TS FRAME 460 VOLTS 3 PHASE NEMA DESIGN B

SIEMENS INDUSTRY, INC.
PERFORMANCE CURVE
GP100

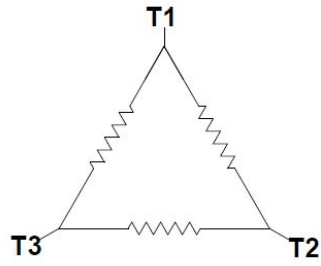


CUSTOMER _____ ORDER # _____ PO # _____


PERFORMANCE BASED ON DESIGN CALCULATIONS. SUBJECT TO CHANGE WITHOUT NOTICE.

REV. 1

Main terminal diagram



3 LEAD DELTA			
LINES			CONN.
L1	L2	L3	
T1	T2	T3	Δ

responsible dep. DI MC LVM	technical reference	created by	approved by	Project			
	document type Wiring Diagram			document status free		customer	
	title 1LE2221-4BB21-2AA3			document number			
© Siemens AG 2019				rev. 01	creation date 12/03/2019	language en	Page 1/1