

Data sheet for three-phase Squirrel-Cage-Motors SIMOTICS

Motor type: **SD100** FS: **215T - 8p - 3 hp -**

Client order no.	Item-No.	Offer no.
Order no.	Consignment no.	Project
Remarks		

Electrical data

Class I Division 2 Gr. A, B, C or D, T3

U [V]	Δ/Y	f [Hz]	P [HP]	P [kW]	n [rpm]	I Load [Amps]					LRC	Nom. Eff Load [%]			Pwr. Factor Load [%]			Torque [lb-ft]	T _A /T _N LRT [%]	T _k /T _N BDT [%]
						4/4	3/4	1/2	0	4/4		3/4	2/4	4/4	3/4	2/4				
575	Y	60	3.00	2.00	900	3.80	3.30	2.90	2.40	20.0	85.5	86.5	85.5	68.0	59.0	45.0	18.0	172	289	
Frame Type: 215T		Type of constr.: (G) Round body - C-Face				Ins. Cl.: Standard Class F Insulation		Motor Prot.: (A) Without Protection			NEMA Des.: B		S.F.: 1.15							
Mtr. WT: 160						Temp. Rise Cl.: B		Amb. Temp.: + 40 to -20 °C @1000 m			kVA: H		IP 55							

Mechanical data

Sound level (SPL / SWL) at 60 Hz	64.0 dB(A) / 73.0 dB(A)							Thickener	Polyurea
Octave Band Center Frequencies Hertz									
	250	500	1000	2000	4000	8000	Hz	Safe Stall Time Hot	19 s
SPL@3	42.0	52.0	64.0	54.0	47.0	34.0	dB(A)	Safe Stall Time Cold	31 s
Moment of inertia	0.6 Lb-ft ²							Frame material	cast iron
Ext Load Inertia Capability:	87.0 Lb ft ²							Color, paint shade	Standard Paint - RAL7030
Bearings								Coating (paint finish)	Standard Alkyed + Epoxy (C2)
Bearing DE NDE	6208 Z C3 S0			6208 Z C3 S0			Ventilation Type		
Bearing_Type	Ball Bearing			Ball Bearing			Method of cooling	TEFC	
AFBMA:	40BC02JP30			40BC02JP30			Direction of rotation	Bidirectional	
Grease								Fan Material	Polypropylen ESD
Capacity	0.3 oz			0.3 oz			VFD	CT: 4:1 VT: 20:1	
Grease Type:	Exxon Mobile EM							Space heaters	without
								Brake:	without


Terminal box

Lead Wire Connection	3 LEAD - WYE				Terminal box position	(3) F-1, Standard Floor Mount, T. Box LHS
Voltage	L1	L1	L1	Connected together	Material of terminal box	Cast Iron
----	----	----	----	----	Cable entry	1" NPT
----	T1	T2	T3	----		

Notes:

I_L/I_N = locked rotor current / current nominal
M_L/M_N = locked rotor torque / torque nominal
M_B/M_N = break down torque / nominal torque

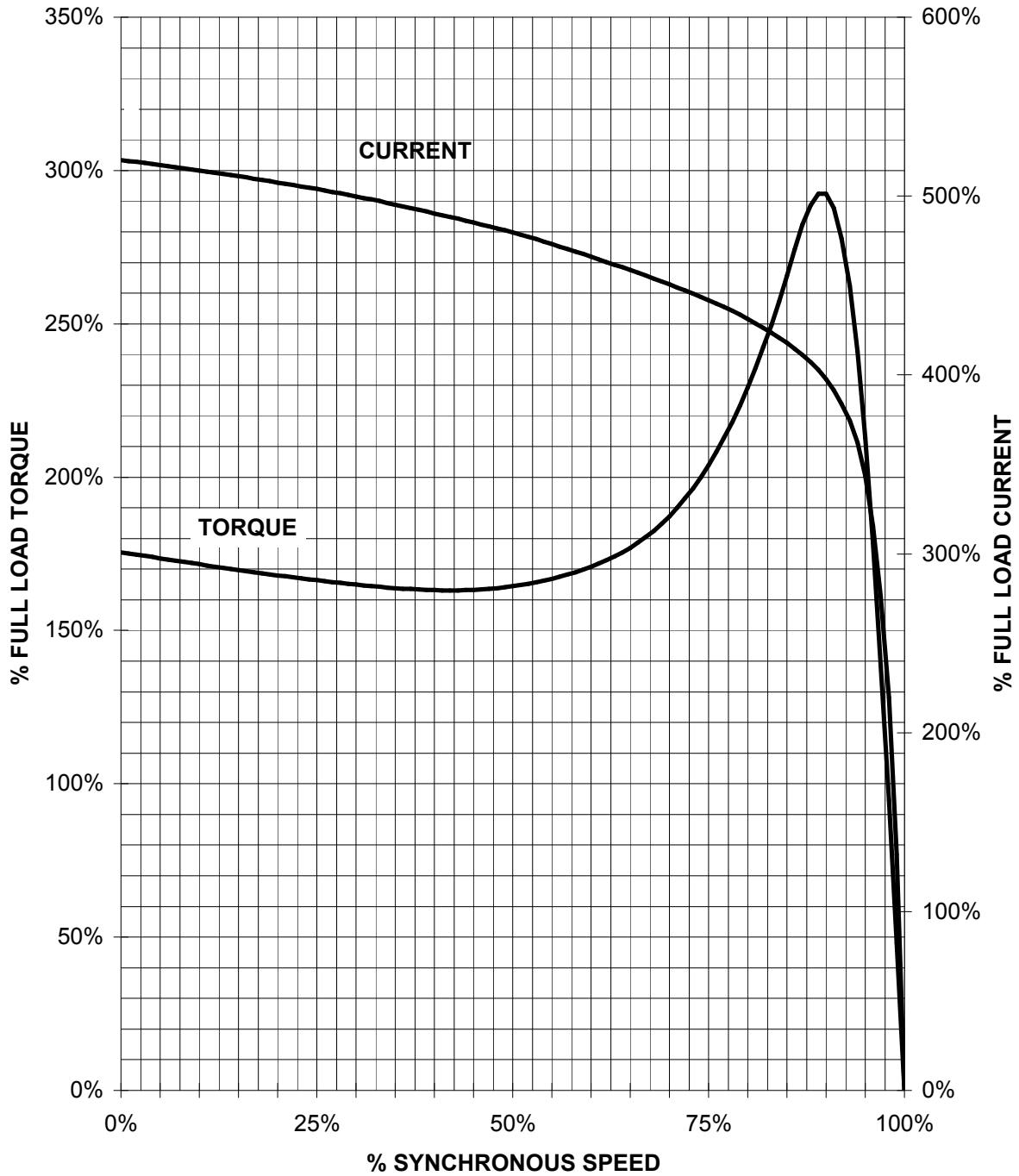
3) Value is valid only for DOL operation with motor design IC411
2) at rated power / at full load

responsible dep. DI MC LVM	technical reference	created by DT Configurator	approved by	<i>Technical data are subject to change! There may be discrepancies between software and hardware versions</i>			
	document type datasheet	document status released		customer			
	title 1LE2321-2AD21-3GA3	document number					
© Siemens AG 2022	rev. 01	creation date 2022-04-08 18:30	language en	Page 1/1			

SIEMENS INDUSTRY, INC.

HP 3 VOLTS < 600V RPM 900 TYPE SD100
HZ 60 PHASE 3 FRAME 215T NEMA B

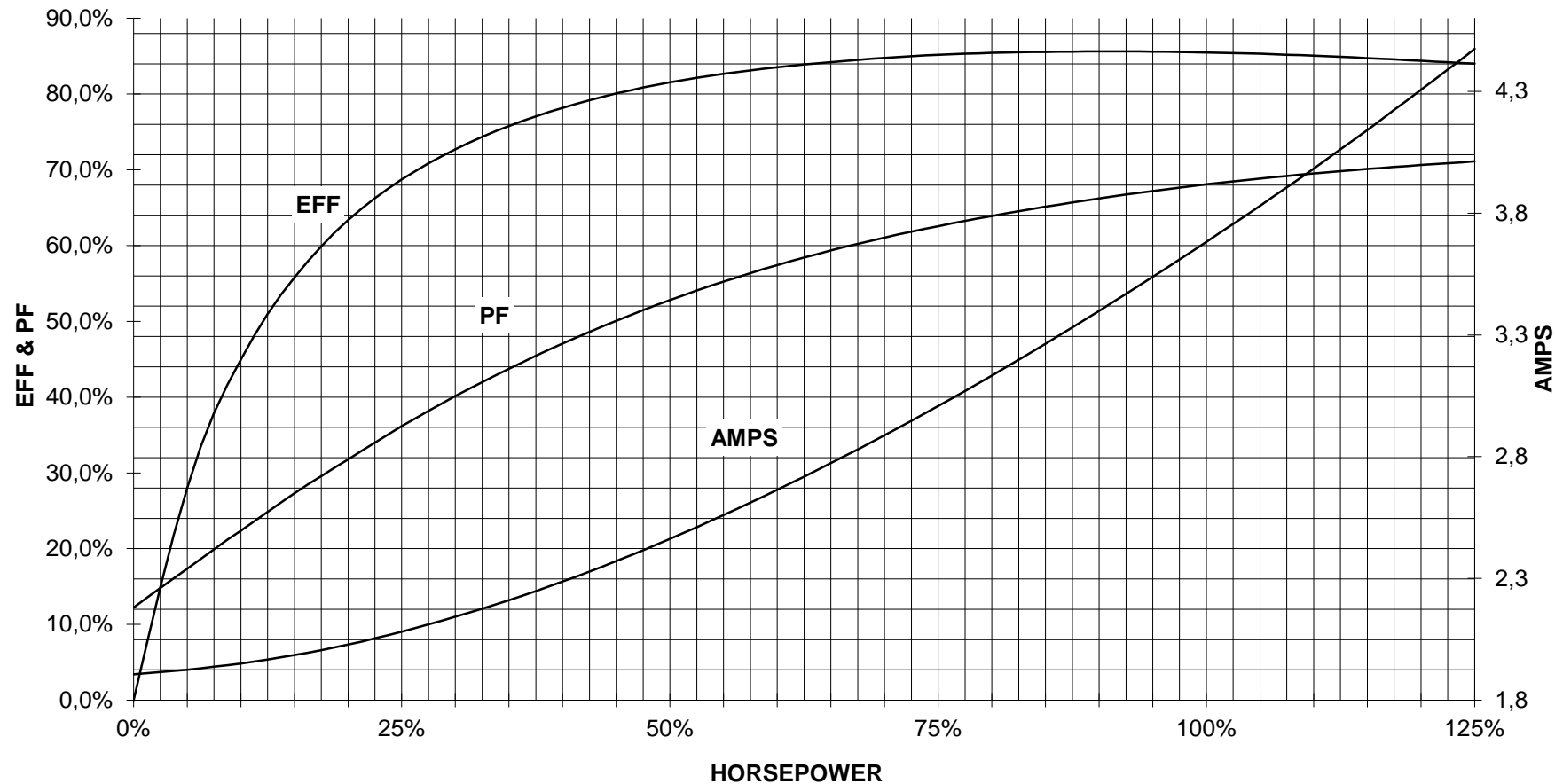
TORQUE & CURRENT VS. SPEED



CUSTOMER: _____ ORDER#: _____

3 HP 900 RPM 215T FRAME 575 VOLTS 3 PHASE NEMA DESIGN B

SIEMENS INDUSTRY, INC.
PERFORMANCE CURVE
SD100



CUSTOMER _____ ORDER # _____ PO # _____

PERFORMANCE BASED ON DESIGN CALCULATIONS. SUBJECT TO CHANGE WITHOUT NOTICE.

REV. 1

Main terminal diagram



3 LEAD WYE			
LINES			CONN.
L1	L2	L3	
T1	T2	T3	Y

responsible dep.
DI MC LVM

technical reference

created by

approved by

Project

SIEMENS

document type
Wiring Diagram

title
1LE2321-2AD21-3GA3

document status

free

customer

document number