

Data sheet for three-phase Squirrel-Cage-Motors SIMOTICS

Motor type: **SD100** FS: 445TS - 2p - 150 hp -

Client order no.	Item-No.	Offer no.
Order no.	Consignment no.	Project
Remarks		

Electrical data

Class I Division 2 Gr. A, B, C or D, T3

U [V]	Δ / Y	f [Hz]	P [HP]	P [kW]	n [rpm]	I Load [Amps]					LRC	Nom. Eff Load [%]			Pwr. Factor Load [%]			Torque [lb-ft]	T _A /T _N LRT [%]	T _k /T _N BDT [%]
						4/4	3/4	1/2	0			4/4	3/4	2/4	4/4	3/4	2/4			
460	Δ	60	150.00	110.00	3,600	164.00	124.30	88.20	37.00	1085.0	95.0	95.2	94.8	90.0	89.0	84.0	220.0	120	200	
400	Δ	50	125.00		2,984	159.63	121.50	86.86	42.90	1058.0	95.0	95.1	94.5	88.1	86.7	81.4	220.1	167	350	

Frame Type: 445TS	Type of constr.: (A) Foot mounted - End shield	Ins. Cl.: Standard Class F Insulation	Motor Prot.: (A) Without Protection	NEMA Des.: B	S.F.: 1.15
Mtr. WT: 1,601		Temp. Rise Cl.: B	Amb. Temp.: + 40 to -20 °C @1000 m	kVA: G	IP 55

Mechanical data

Sound level (SPL / SWL) at 60 Hz	79.0 dB(A) / 90.0 dB(A)							Thickener	Polyurea
Octave Band Center Frequencies Hertz								Safe Stall Time Hot	15 s
	250	500	1000	2000	4000	8000	Hz	Safe Stall Time Cold	18 s
SPL@3	67.0	71.0	74.0	74.0	70.0	59.0	dB(A)	Frame material	cast iron
Moment of inertia	25.0 Lb-ft ²							Color, paint shade	Standard Paint - RAL7030
Ext Load Inertia Capability:	133.0 Lb ft ²							Coating (paint finish)	Standard Alkyed + Epoxy (C2)
Bearings								Ventilation Type	
Bearing DE NDE	6316 Z C3 S0			6316 Z C3 S0			Method of cooling	TEFC	
Bearing_Type	Ball Bearing			Ball Bearing			Direction of rotation	Bidirectional	
AFBMA:	80BC03JP30			80BC03JP30			Fan Material	Polypropylen ESD	
Grease								VFD	CT: 4:1 VT: 20:1
Capacity	7.5 oz			7.5 oz			Space heaters	without	
Grease Type:	Exxon Mobile EM							Brake:	without


Terminal box

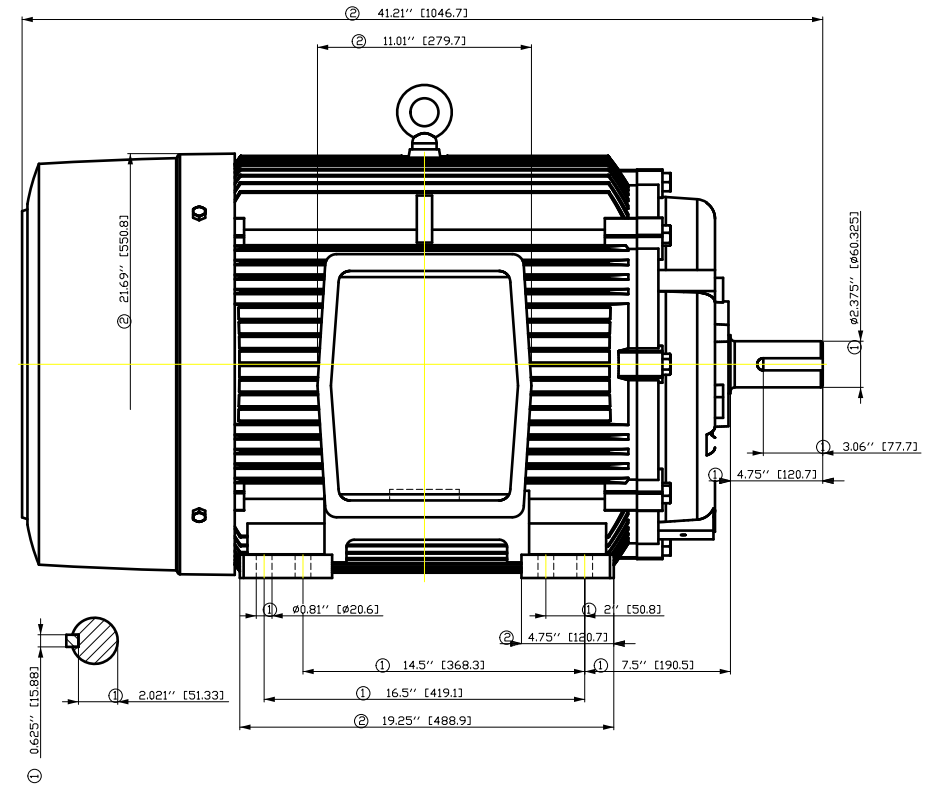
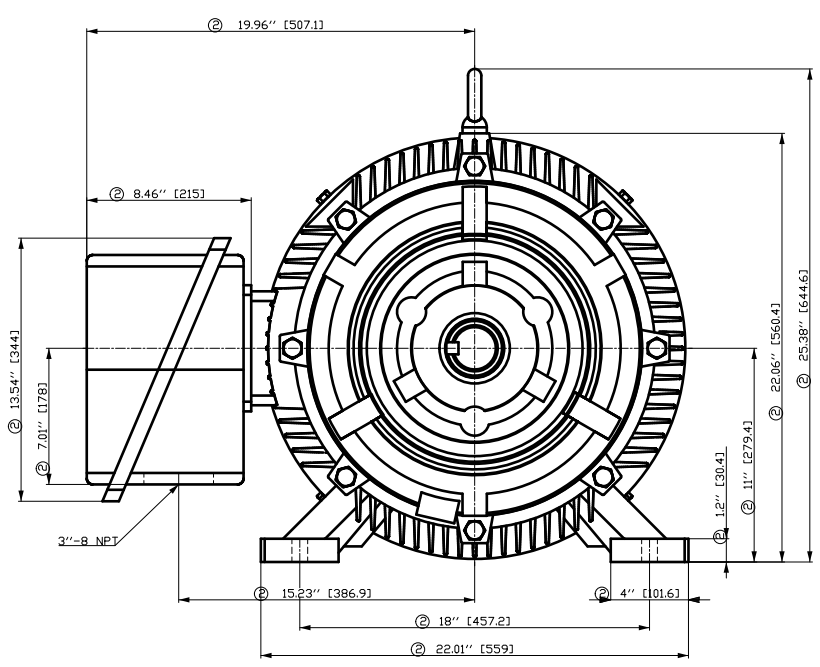
Lead Wire Connection	6 LEAD - DELTA				Terminal box position	(3) F-1, Standard Floor Mount, T. Box LHS
Voltage	L1	L1	L1	Connected together	Material of terminal box	Cast Iron
----	----	----	----	----	Cable entry	3" NPT
----	T1	T2	T3	----		

Notes:

I_L/I_N = locked rotor current / current nominal
M_L/M_N = locked rotor torque / torque nominal
M_d/M_N = break down torque / nominal torque

3) Value is valid only for DOL operation with motor design IC411
2) at rated power / at full load

responsible dep. DI MC LVM	technical reference	created by DT Configurator	approved by	<i>Technical data are subject to change! There may be discrepancies between software and hardware versions</i>			
	document type datasheet	document status released		customer			
	title 1LE2321-4DA21-2AA3	document number					
© Siemens AG 2022	rev. 01	creation date 2022-04-08 23:31	language en	Page 1/1			



- ① Tolerances according to NEMA std.
- ② All these dimensions corresponding to assemblies and castings shall have a tolerance as per DIN standard 1686-GTB 19.
- ③ Not according to NEMA std.

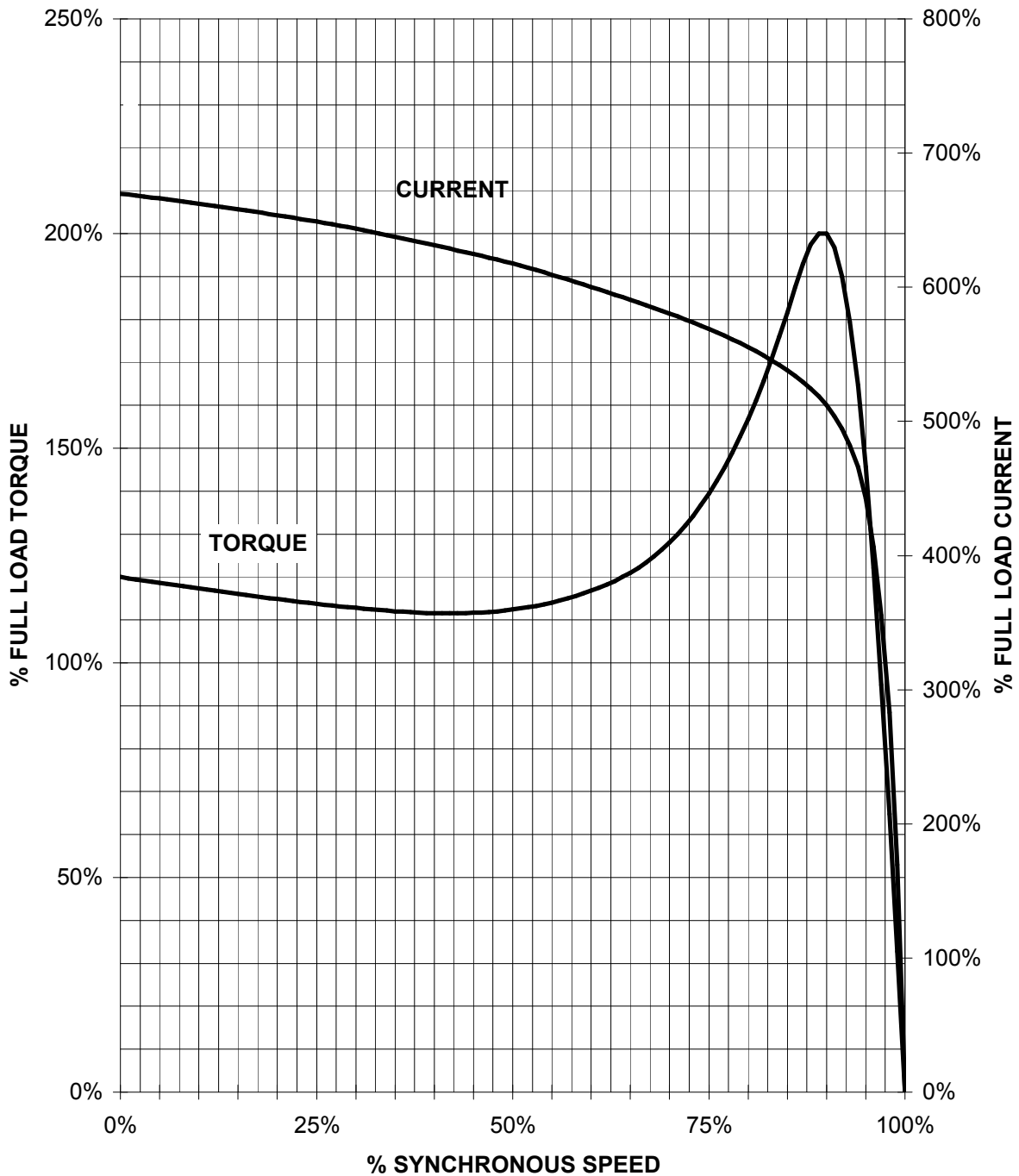
Tolerance	Surface	Material	Weight	Scale
F50GHGF8 Ö6GF300H E	Author Creator Approval Department Change Order	ÖS T æ : ^ æ @ } *	E	{ {
SIEMENS	Doc. State	Item No	Doc Type	
	Revision	Index	Paper Size	
	Project No	RS	1st Language	
			2nd Language	
© Siemens AG 2018	E	E	F of F	

刀线管
 用转为平口
 文正
 积
 1
 2
 3
 4
 5
 6
 7
 8
 A
 B
 C
 D
 E
 F

SIEMENS INDUSTRY, INC.

HP 150 VOLTS < 600V RPM 3600 TYPE SD100
HZ 60 PHASE 3 FRAME 445TS NEMA B

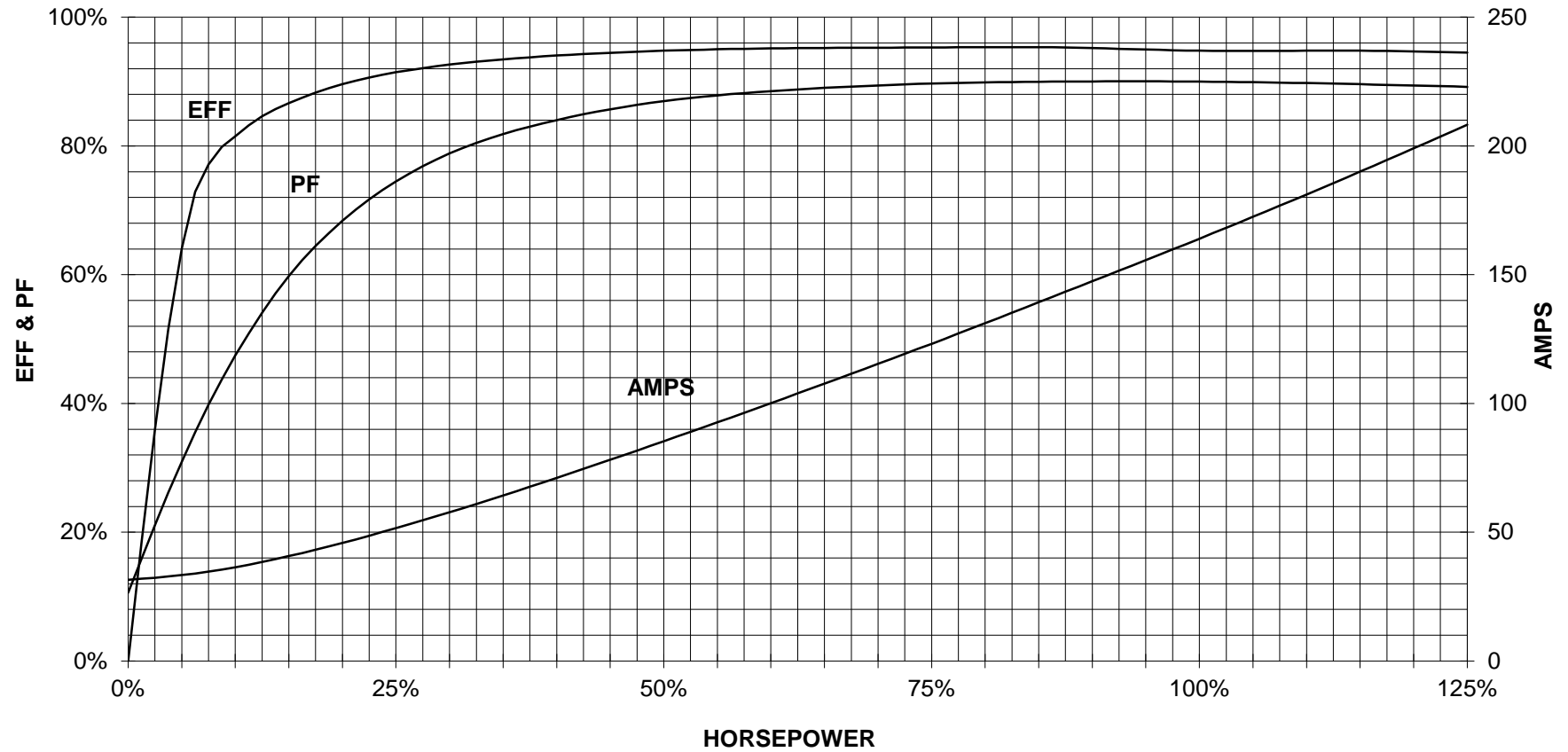
TORQUE & CURRENT VS. SPEED



CUSTOMER: _____ ORDER#: _____

150 HP 3600 RPM 445TS FRAME 460 VOLTS 3 PHASE NEMA DESIGN B

SIEMENS INDUSTRY, INC.
PERFORMANCE CURVE
SD100

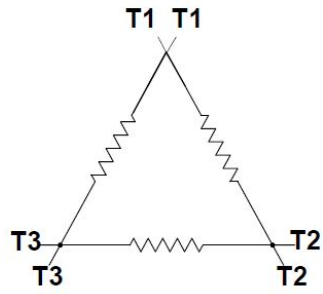


CUSTOMER _____ ORDER # _____ PO # _____


PERFORMANCE BASED ON DESIGN CALCULATIONS. SUBJECT TO CHANGE WITHOUT NOTICE.

REV. 1

Main terminal diagram



6 LEAD DELTA			
LINES			CONN.
L1	L2	L3	
T1	T2	T3	Δ

responsible dep. DI MC LVM	technical reference	created by	approved by	Project			
	document type Wiring Diagram			document status free		customer	
	title 1LE2321-4DA21-2AA3			document number			
© Siemens AG 2019				rev. 01	creation date 12/03/2019	language en	Page 1/1