

Data sheet for three-phase Squirrel-Cage-Motors SIMOTICS

Motor type: **SD100 IEEE** FS: **143T - 2p - 1 hp -**

Client order no.	Item-No.	Offer no.
Order no.	Consignment no.	Project
Remarks		

Electrical data

Class I Division 2 Gr. A, B, C or D, T3

U [V]	Δ/Y	f [Hz]	P [HP]	P [kW]	n [rpm]	I Load [Amps]					LRC	Nom. Eff Load [%]			Pwr. Factor Load [%]			Torque [lb-ft]	T _A /T _N LRT [%]	T _k /T _N BDT [%]
						4/4	3/4	1/2	0	4/4		3/4	2/4	4/4	3/4	2/4				
575	Y	60	1.00	0.75	3,600	1.10	0.90	0.70	0.60	9.6	82.5	82.1	79.3	81.1	77.4	65.2	1.5	173	380	
Frame Type: 143T		Type of constr.: (G) Round body - C-Face				Ins. Cl.: Standard Class F Insulation		Motor Prot.:(A) Without Protection			NEMA Des.: B		S.F.: 1.15							
Mtr. WT:85						Temp. Rise Cl.: B		Amb. Temp.: + 40 to -20 °C @1000 m			kVA: L		IP 55							

Mechanical data

Sound level (SPL / SWL) at 60 Hz	64.0 dB(A) / 76.0 dB(A)							Thickener	Polyurea
Octave Band Center Frequencies Hertz									
	250	500	1000	2000	4000	8000	Hz	Safe Stall Time Hot	12 s
SPL@3	44.0	52.0	62.0	59.0	54.0	46.0	dB(A)	Safe Stall Time Cold	16 s
Moment of inertia	0.0 Lb-ft ²							Frame material	cast iron
Ext Load Inertia Capability:	0.0 Lb ft ²							Color, paint shade	Standard Paint - RAL7030
Bearings								Coating (paint finish)	Standard Alkyed + Epoxy (C2)
Bearing DE NDE	6205 Z C3 S0			6205 Z C3 S0				Ventilation Type	
Bearing_Type	Ball Bearing			Ball Bearing				Method of cooling	TEFC
AFBMA:	25BC02JP30			25BC02JP30				Direction of rotation	Bidirectional
Grease								Fan Material	Polypropylen ESD
Capacity	0.1 oz			0.1 oz				VFD	CT: 4:1 VT: 20:1
Grease Type:	Exxon Mobile EM							Space heaters	without
								Brake:	without


Terminal box

Lead Wire Connection	3 LEAD - WYE				Terminal box position	(3) F-1, Standard Floor Mount, T. Box LHS
Voltage	L1	L1	L1	Connected together	Material of terminal box	Cast Iron
----	----	----	----	----	Cable entry	.75" NPT
----	T1	T2	T3	----		

Notes:

I_L/I_N = locked rotor current / current nominal
M_L/M_N = locked rotor torque / torque nominal
M_B/M_N = break down torque / nominal torque

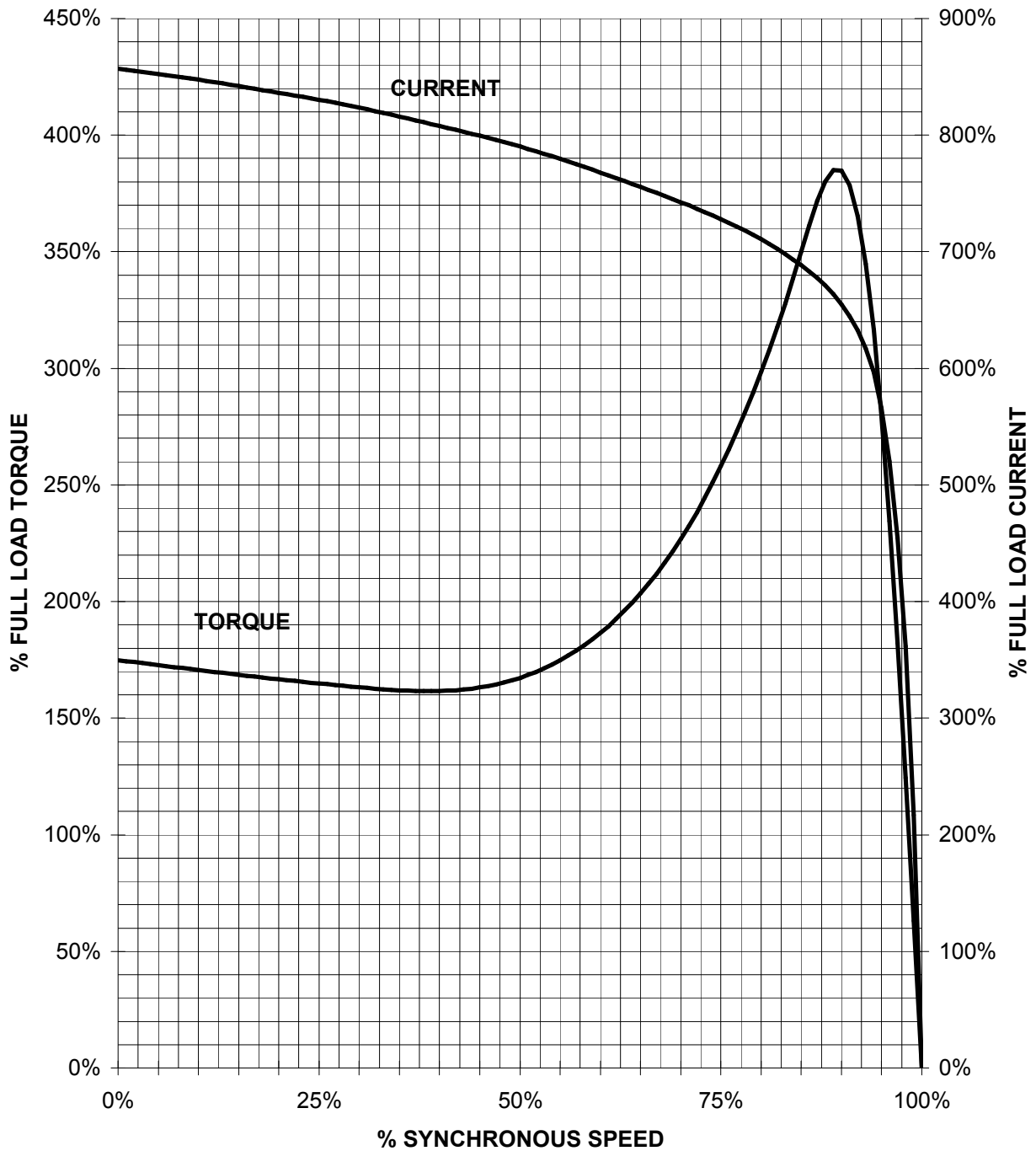
3) Value is valid only for DOL operation with motor design IC411
2) at rated power / at full load

responsible dep. DI MC LVM	technical reference	created by DT Configurator	approved by	<i>Technical data are subject to change! There may be discrepancies between software and hardware versions</i>			
	document type datasheet	document status released		customer			
	title 1LE2421-1AA11-3GA3	document number					
© Siemens AG 2022	rev. 01	creation date 2022-04-08 03:46	language en	Page 1/1			

SIEMENS INDUSTRY, INC.

HP 1 VOLTS < 600V RPM 3600 TYPE SD100 IEEE841
HZ 60 PHASE 3 FRAME 143T NEMA B

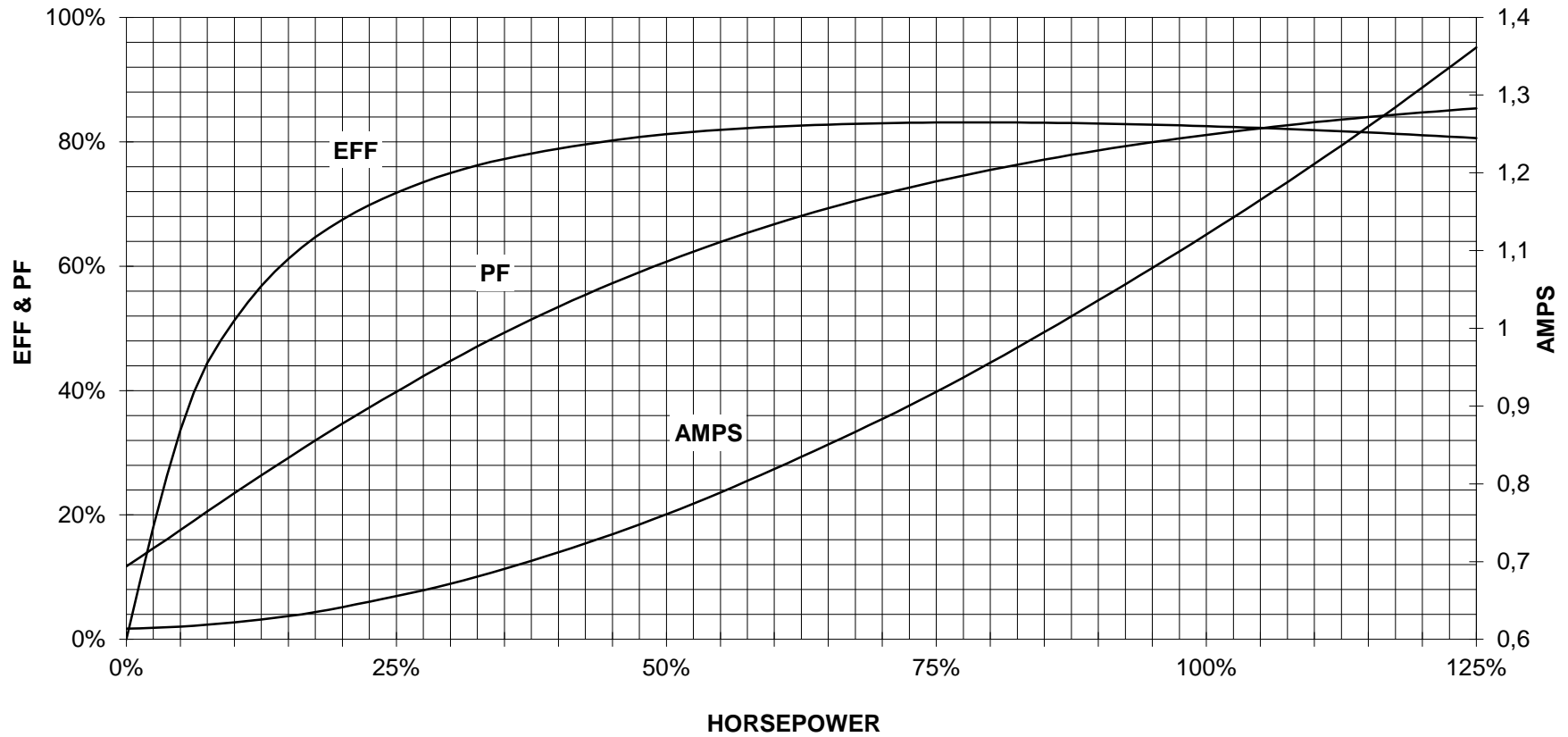
TORQUE & CURRENT VS. SPEED



CUSTOMER: _____ ORDER#: _____

1 HP 3600 RPM 143T FRAME 575 VOLTS 3 PHASE NEMA DESIGN B

SIEMENS INDUSTRY, INC.
PERFORMANCE CURVE
SD100 IEEE841



CUSTOMER _____ ORDER # _____ PO # _____

PERFORMANCE BASED ON DESIGN CALCULATIONS. SUBJECT TO CHANGE WITHOUT NOTICE.

REV. 1

Main terminal diagram



3 LEAD WYE			
LINES			CONN.
L1	L2	L3	
T1	T2	T3	

responsible dep. DI MC LVM	technical reference	created by	approved by	Project
SIEMENS	document type Wiring Diagram	document status free		customer
	title 1LE2421-1AA11-3GA3	document number		
© Siemens AG 2019		rev. 01	creation date 12/03/2019	language en
				Page 1/1