

Data sheet for three-phase Squirrel-Cage-Motors SIMOTICS

Motor type: SD100 IE3E **FS: 143T - 2p - 1.5 hp -**

Client order no.	Item-No.	Offer no.
Order no.	Consignment no.	Project
Remarks		

Electrical data

Class I Division 2 Gr. A, B, C or D, T3

U [V]	Δ/Y	f [Hz]	P [HP]	P [kW]	n [rpm]	I Load [Amps]					LRC	Nom. Eff Load [%]			Pwr. Factor Load [%]			Torque [lb-ft]	T _A /T _N LRT [%]	T _k /T _N BDT [%]
						4/4	3/4	1/2	0	4/4		3/4	2/4	4/4	3/4	2/4				
460	Y	60	1.50	1.00	3,600	2.00	1.60	1.40	1.10	19.0	84.0	83.2	80.0	83.6	77.0	64.2	2.2	273	455	
Frame Type: 143T		Type of constr.: (G) Round body - C-Face				Ins. Cl.: Standard Class F Insulation		Motor Prot.:(A) Without Protection			NEMA Des.: B		S.F.: 1.15							
Mtr. WT:44						Temp. Rise Cl.: B		Amb. Temp.: + 40 to -20 °C @1000 m			kVA: M		IP 55							

Mechanical data

Sound level (SPL / SWL) at 60 Hz	64.0 dB(A) / 76.0 dB(A)							Thickener	Polyurea
Octave Band Center Frequencies Hertz								Safe Stall Time Hot	14 s
	250	500	1000	2000	4000	8000	Hz	Safe Stall Time Cold	19 s
SPL@3	44.0	52.0	62.0	59.0	54.0	46.0	dB(A)	Frame material	cast iron
Moment of inertia	0.1 Lb-ft ²							Color, paint shade	Standard Paint - RAL7030
Ext Load Inertia Capability:	18.0 Lb ft ²							Coating (paint finish)	Standard Alkyed + Epoxy (C2)
Bearings								Ventilation Type	
Bearing DE NDE	6205 Z C3 S0			6205 Z C3 S0			Method of cooling	TEFC	
Bearing_Type	Ball Bearing			Ball Bearing			Direction of rotation	Bidirectional	
AFBMA:	25BC02JP30			25BC02JP30			Fan Material	Polypropylen ESD	
Grease								VFD	CT: 4:1 VT: 20:1
Capacity	0.1 oz			0.1 oz			Space heaters	without	
Grease Type:	Exxon Mobile EM							Brake:	without


Terminal box

Lead Wire Connection				3 LEAD - WYE		Terminal box position	(3) F-1, Standard Floor Mount, T. Box LHS		
Voltage	L1	L1	L1	Connected together		Material of terminal box	Cast Iron		
----	----	----	----	----		Cable entry	.75" NPT		
----	T1	T2	T3	----					

Notes:

I_r/I_N = locked rotor current / current nominal
M_r/M_N = locked rotor torque / torque nominal
M_b/M_N = break down torque / nominal torque

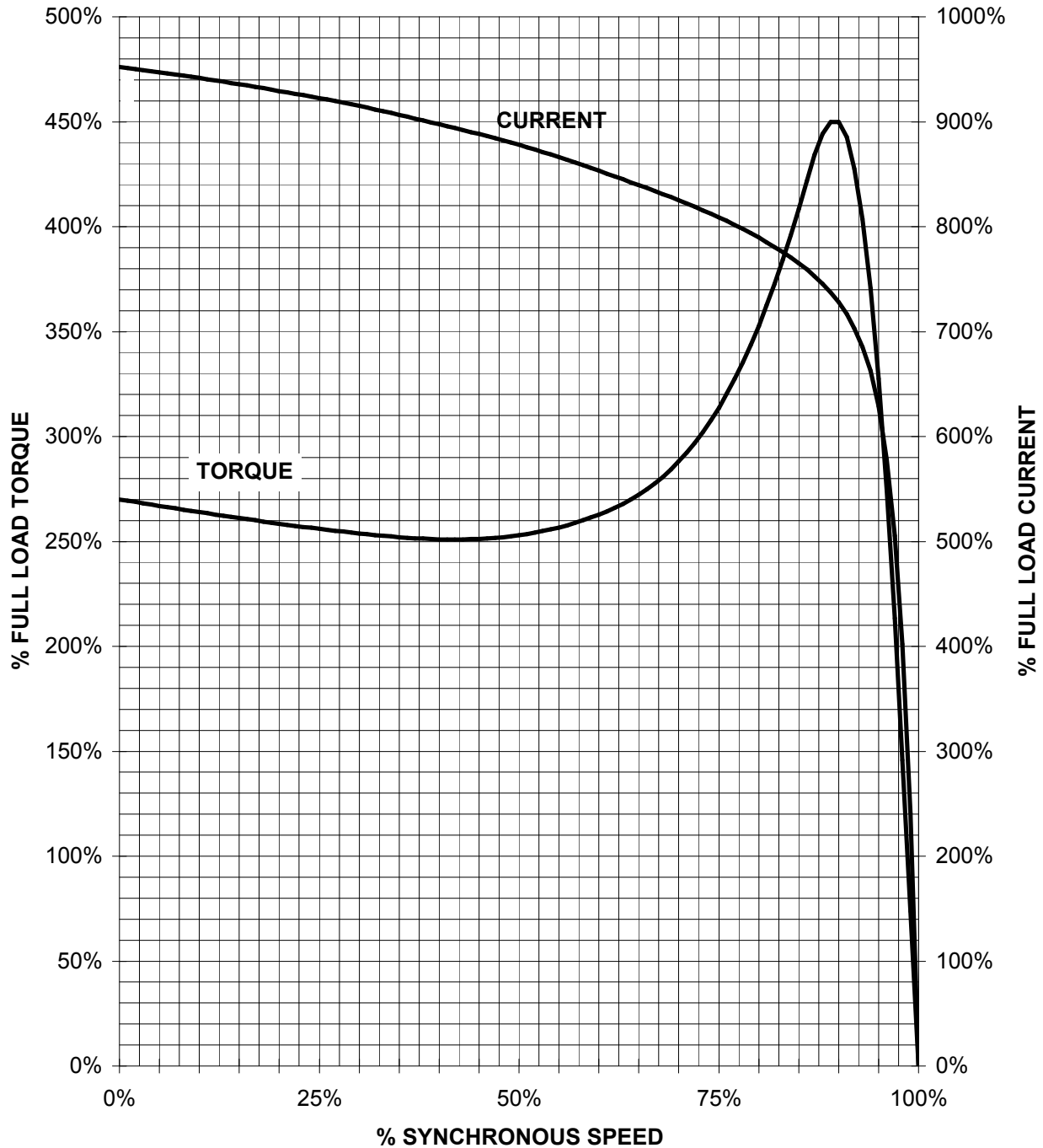
3) Value is valid only for DOL operation with motor design IC411
2) at rated power / at full load

responsible dep. DI MC LVM	technical reference	created by DT Configurator	approved by	<i>Technical data are subject to change! There may be discrepancies between software and hardware versions</i>			
	document type datasheet	document status released		customer			
	title 1LE2421-1AA21-2GA3	document number					
© Siemens AG 2022	rev. 01	creation date 2022-04-08 03:48	language en	Page 1/1			

SIEMENS INDUSTRY, INC.

HP 1,5 VOLTS < 600V RPM 3600 TYPE SD100 IEEE841
HZ 60 PHASE 3 FRAME 143T NEMA B

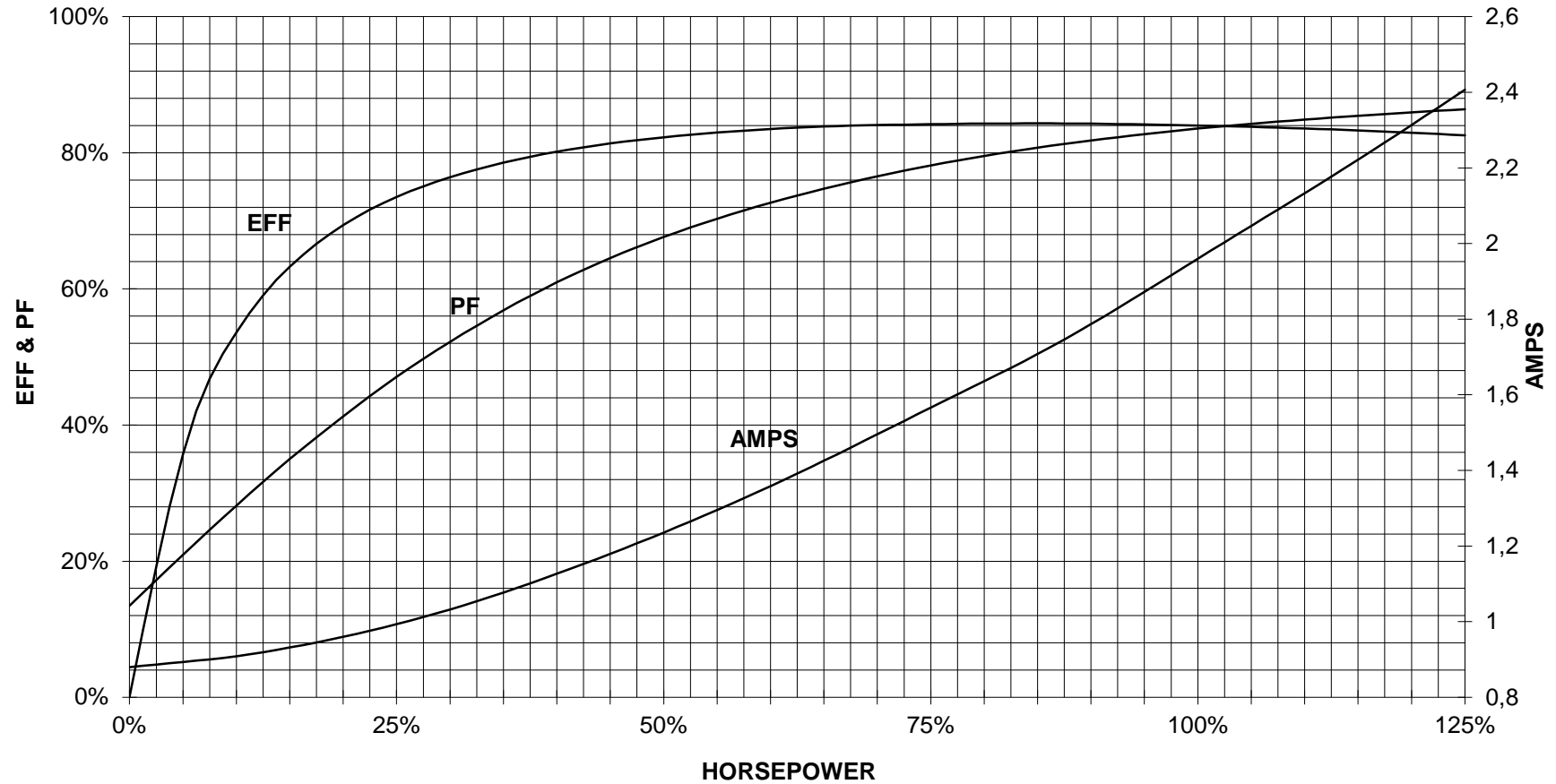
TORQUE & CURRENT VS. SPEED



CUSTOMER: _____ ORDER#: _____

1.5 HP 3600 RPM 143T FRAME 460 VOLTS 3 PHASE NEMA DESIGN B

SIEMENS INDUSTRY, INC.
PERFORMANCE CURVE
SD100 IEEE841

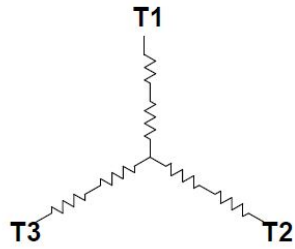


CUSTOMER _____ ORDER # _____ PO # _____

PERFORMANCE BASED ON DESIGN CALCULATIONS. SUBJECT TO CHANGE WITHOUT NOTICE.

REV. 1

Main terminal diagram



3 LEAD WYE			
LINES			CONN.
L1	L2	L3	
T1	T2	T3	Y

responsible dep.
DI MC LVM

technical reference

created by

approved by

Project

SIEMENS

document type
Wiring Diagram

title
1LE2421-1AA21-2GA3

document status
free

document number

customer