

# Data sheet for three-phase Squirrel-Cage-Motors SIMOTICS

Motor type: **SD100 IEEE** FS: **256T - 2p - 20 hp -**

Client order no.	Item-No.	Offer no.
Order no.	Consignment no.	Project
Remarks		

## Electrical data

Class I Division 2 Gr. A, B, C or D, T3

U [V]	$\Delta/Y$	f [Hz]	P [HP]	P [kW]	n [rpm]	I Load [Amps]					LRC	Nom. Eff Load [%]			Pwr. Factor Load [%]			Torque [lb-ft]	T <sub>A</sub> /T <sub>N</sub> LRT [%]	T <sub>k</sub> /T <sub>N</sub> BDT [%]
						4/4	3/4	1/2	0	4/4		3/4	2/4	4/4	3/4	2/4				
575	Y	60	20.00	15.00	3,600	18.00	13.40	9.40	4.20	116.0	91.0	91.6	92.1	91.5	91.3	86.2	30.0	183	230	
Frame Type: 256T		Type of constr.: (A) Foot mounted - End shield				Ins. Cl.: Standard Class F Insulation		Motor Prot.: (A) Without Protection			NEMA Des.: B		S.F.: 1.15							
Mtr. WT: 343						Temp. Rise Cl.: B		Amb. Temp.: + 40 to -20 °C @1000 m			kVA: G		IP 55							

## Mechanical data

Sound level (SPL / SWL) at 60 Hz	67.0 dB(A) / 79.0 dB(A)							Thickener	Polyurea
Octave Band Center Frequencies Hertz								Safe Stall Time Hot	20 s
	250	500	1000	2000	4000	8000	Hz	Safe Stall Time Cold	45 s
SPL@3	54.0	56.0	63.0	62.0	60.0	48.0	dB(A)	Frame material	cast iron
Moment of inertia	1.4 Lb-ft <sup>2</sup>							Color, paint shade	Standard Paint - RAL7030
Ext Load Inertia Capability:	21.0 Lb ft <sup>2</sup>							Coating (paint finish)	Standard Alkyed + Epoxy (C2)
<b>Bearings</b>								<b>Ventilation Type</b>	
Bearing DE   NDE	6309 Z C3 S0			6309 Z C3 S0			Method of cooling	TEFC	
Bearing_Type	Ball Bearing			Ball Bearing			Direction of rotation	Bidirectional	
AFBMA:	45BC03JP30			45BC03JP30			Fan Material	Polypropylen ESD	
<b>Grease</b>								VFD	CT: 4:1 VT: 20:1
Capacity	0.5 oz			0.5 oz			Space heaters	without	
Grease Type:	Exxon Mobile EM							Brake:	without


## Terminal box

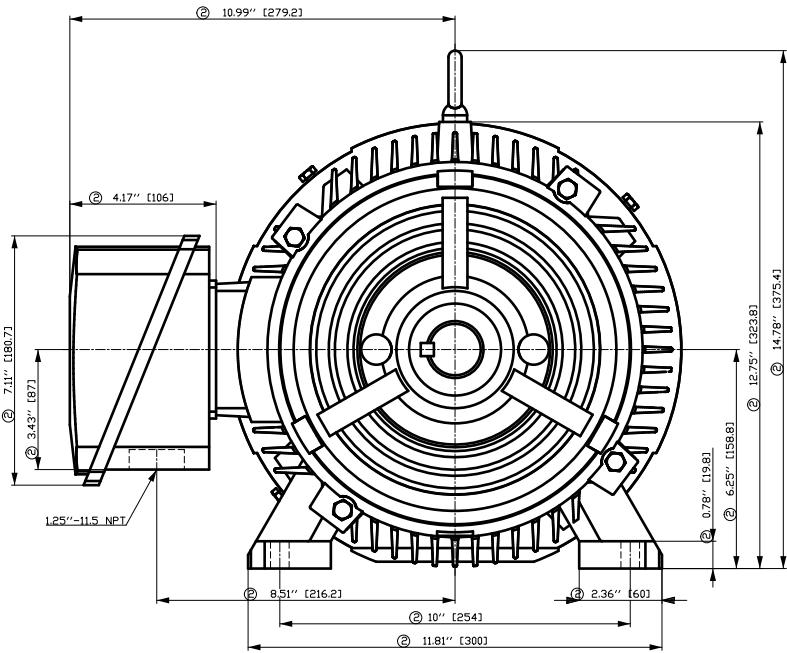
Lead Wire Connection				3 LEAD - WYE		Terminal box position	(3) F-1, Standard Floor Mount, T. Box LHS		
Voltage	L1	L1	L1	Connected together		Material of terminal box	Cast Iron		
----	----	----	----	----		Cable entry	1.25" NPT		
----	T1	T2	T3	----					

### Notes:

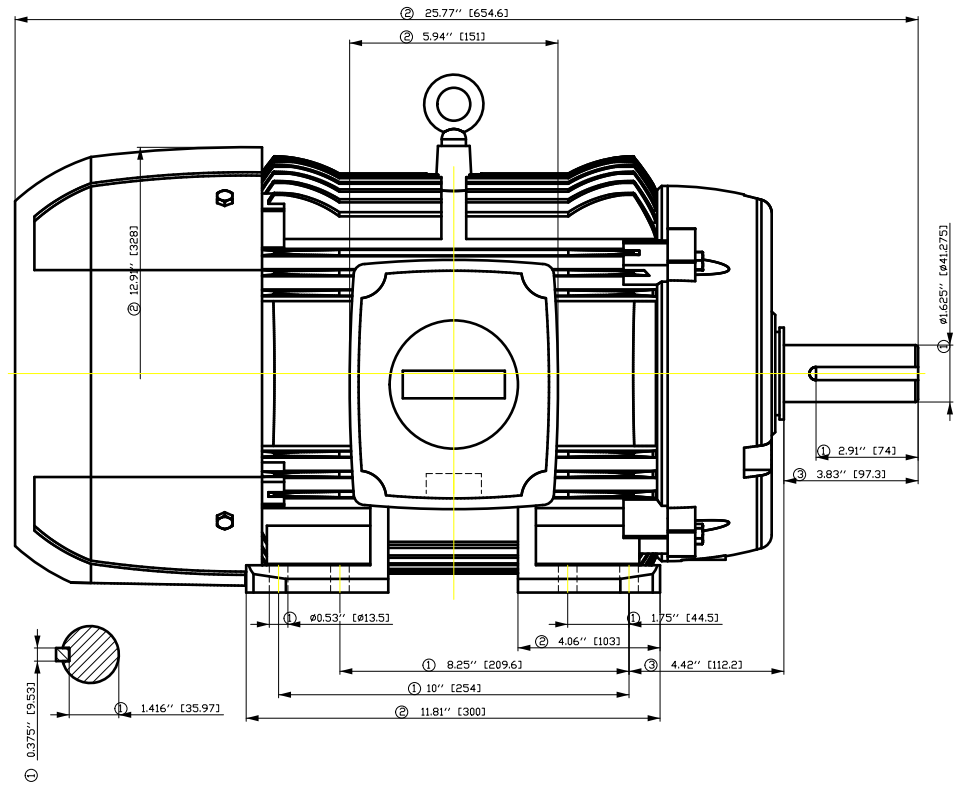
I<sub>L</sub>/I<sub>N</sub> = locked rotor current / current nominal  
M<sub>L</sub>/M<sub>N</sub> = locked rotor torque / torque nominal  
M<sub>B</sub>/M<sub>N</sub> = break down torque / nominal torque

3) Value is valid only for DOL operation with motor design IC411  
2) at rated power / at full load

responsible dep. DI MC LVM	technical reference	created by DT Configurator	approved by	<i>Technical data are subject to change! There may be discrepancies between software and hardware versions</i>			
	document type datasheet	document status released		customer			
	title 1LE2421-2BA21-3AA3	document number					
© Siemens AG 2022	rev. 01	creation date 2022-04-08 20:02	language en	Page 1/1			



- ① Tolerances according to NEMA std.
- ② All these dimensions corresponding to assemblies and castings shall have a tolerance as per DIN standard 1686-GTB 19.
- ③ Not according to NEMA std.

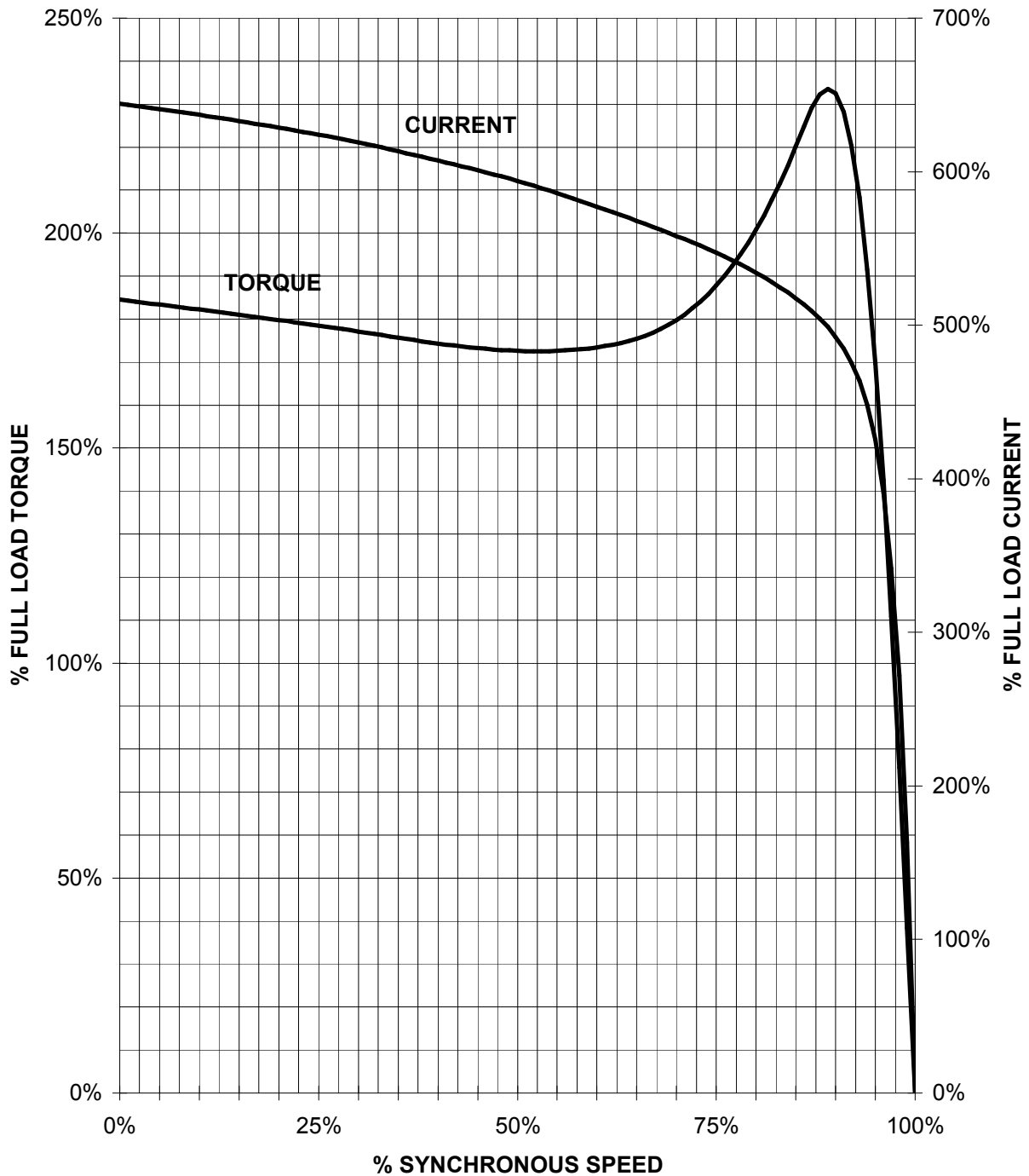


Tolerance	Surface	Material	Weight	Scale
F50G GF E00G F H00H E	Author Creator Approval Department Change Order	ÖVS T æ : ^ æ @ } *	E	{ {
SIEMENS	Doc. State	I B EGG	Item No	Paper Size CH
	Revision	Index RS	Doc No	1st Language ^ 2nd Language â^
© Siemens AG 2018	Project No E	Ref No E	Sheet F of F	

# SIEMENS INDUSTRY, INC.

HP 20 VOLTS < 600V RPM 3600 TYPE SD100 IEEE841  
HZ 60 PHASE 3 FRAME 256T NEMA B

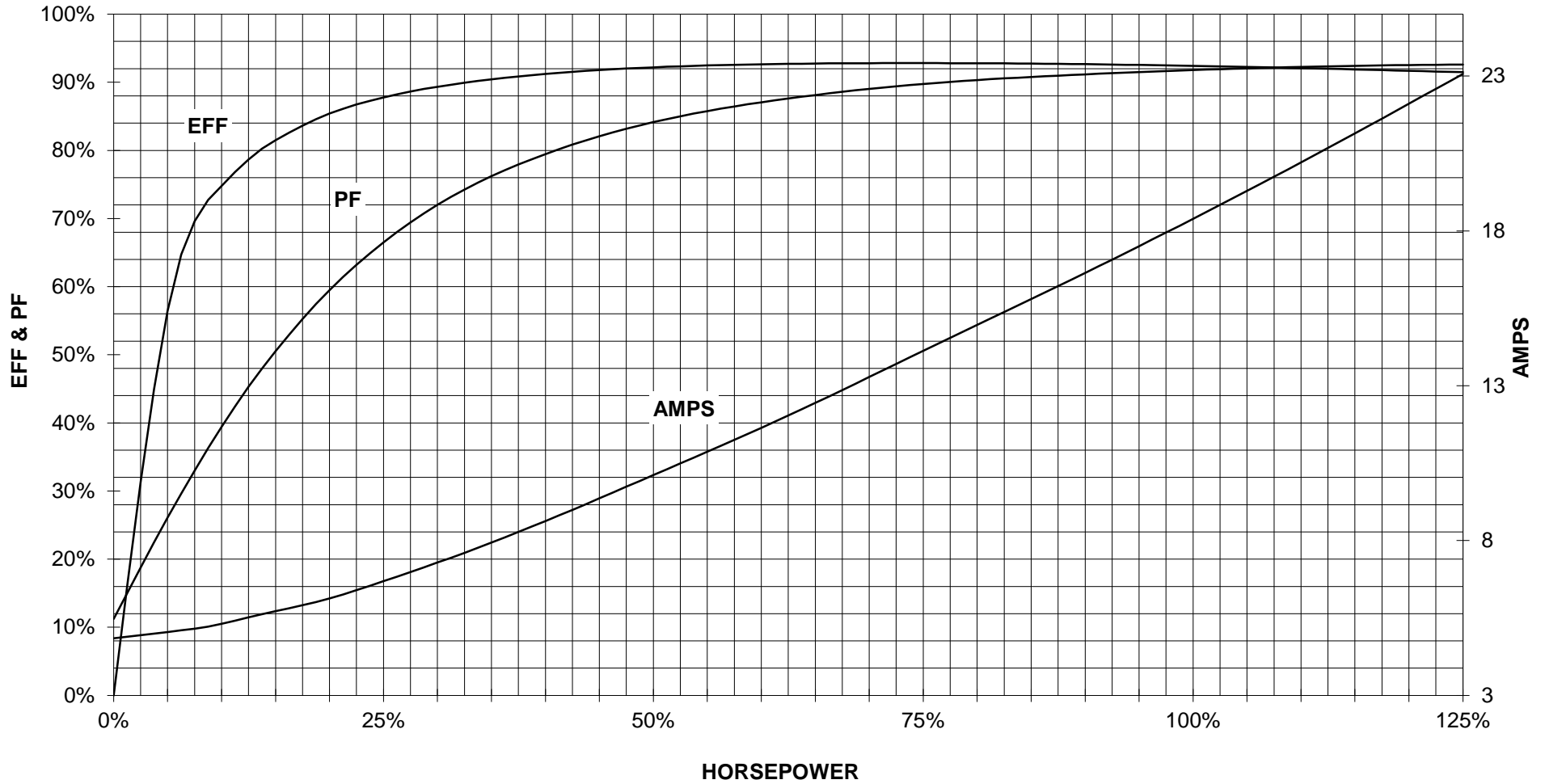
## TORQUE & CURRENT VS. SPEED



CUSTOMER: \_\_\_\_\_ ORDER#: \_\_\_\_\_

20 HP 3600 RPM 256T FRAME 575 VOLTS 3 PHASE NEMA DESIGN B

**SIEMENS INDUSTRY, INC.**  
**PERFORMANCE CURVE**  
**SD100 IEEE841**



CUSTOMER \_\_\_\_\_ ORDER # \_\_\_\_\_ PO # \_\_\_\_\_

PERFORMANCE BASED ON DESIGN CALCULATIONS. SUBJECT TO CHANGE WITHOUT NOTICE.

REV. 1

Main terminal diagram



3 LEAD WYE			
LINES			CONN.
L1	L2	L3	
T1	T2	T3	Y

responsible dep. DI MC LVM	technical reference	created by	approved by	Project
<b>SIEMENS</b>	document type Wiring Diagram	document status free		customer
	title 1LE2421-2BA21-3AA3	document number		
© Siemens AG 2019	rev. 01	creation date 12/03/2019	language en	Page 1/1