

# Data sheet for three-phase Squirrel-Cage-Motors SIMOTICS

**Motor type:** SD100 IEEE **FS: 326T - 4p - 50 hp -**

Client order no.	Item-No.	Offer no.
Order no.	Consignment no.	Project
Remarks		

## Electrical data

**Class I Division 2 Gr. A, B, C or D, T3**

U [V]	$\Delta / Y$	f [Hz]	P [HP]	P [kW]	n [rpm]	I Load [Amps]					LRC	Nom. Eff Load [%]			Pwr. Factor Load [%]			Torque [lb-ft]	T <sub>A</sub> /T <sub>N</sub> LRT [%]	T <sub>k</sub> /T <sub>N</sub> BDT [%]
						4/4	3/4	1/2	0	4/4		3/4	2/4	4/4	3/4	2/4				
460	$\Delta$	60	50.00	37.00	1,800	58.00	45.10	33.40	19.00	363.0	94.5	95.0	94.8	85.0	82.0	74.0	148.0	170	230	
Frame Type: 326T		Type of constr.: (A) Foot mounted - End shield				Ins. Cl.: Standard Class F Insulation		Motor Prot.: (A) Without Protection			NEMA Des.: B		S.F.: 1.15							
Mtr. WT: 700						Temp. Rise Cl.: B		Amb. Temp.: + 40 to -20 °C @1000 m			kVA: G		IP 55							

## Mechanical data

Sound level (SPL / SWL) at 60 Hz	64.0 dB(A) / 75.0 dB(A)							Thickener	Polyurea
Octave Band Center Frequencies Hertz									
	250	500	1000	2000	4000	8000	Hz	Safe Stall Time Hot	22 s
SPL@3	52.0	59.0	59.0	57.0	53.0	50.0	dB(A)	Safe Stall Time Cold	45 s
Moment of inertia	10.7 Lb-ft <sup>2</sup>							Frame material	cast iron
Ext Load Inertia Capability:	232.0 Lb ft <sup>2</sup>							Color, paint shade	Standard Paint - RAL7030
<b>Bearings</b>								Coating (paint finish)	Standard Alkyed + Epoxy (C2)
Bearing DE   NDE	6312 Z C3 S0			6312 Z C3 S0			<b>Ventilation Type</b>		
Bearing_Type	Ball Bearing			Ball Bearing			Method of cooling	TEFC	
AFBMA:	60BC03JP30			60BC03JP30			Direction of rotation	Bidirectional	
<b>Grease</b>								Fan Material	Polypropylen ESD
Capacity	5.5 oz			5.5 oz			VFD	CT: 20:1 VT: 20:1	
Grease Type:	Exxon Mobile EM							Space heaters	without
								Brake:	without


## Terminal box

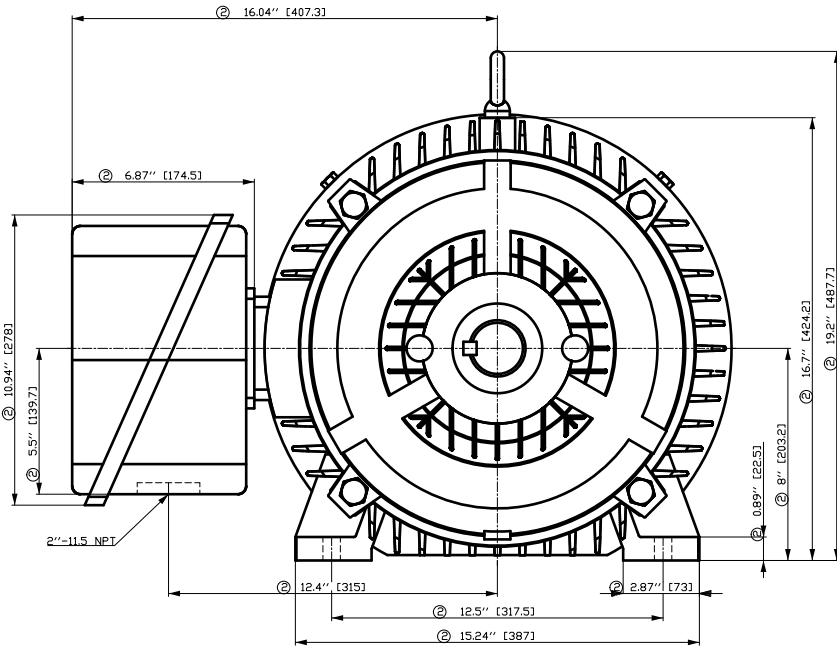
Lead Wire Connection	3 LEAD - DELTA				Terminal box position	(3) F-1, Standard Floor Mount, T. Box LHS
Voltage	L1	L1	L1	Connected together	Material of terminal box	Cast Iron
----	----	----	----	----	Cable entry	2" NPT
----	T1	T2	T3	----		

### Notes:

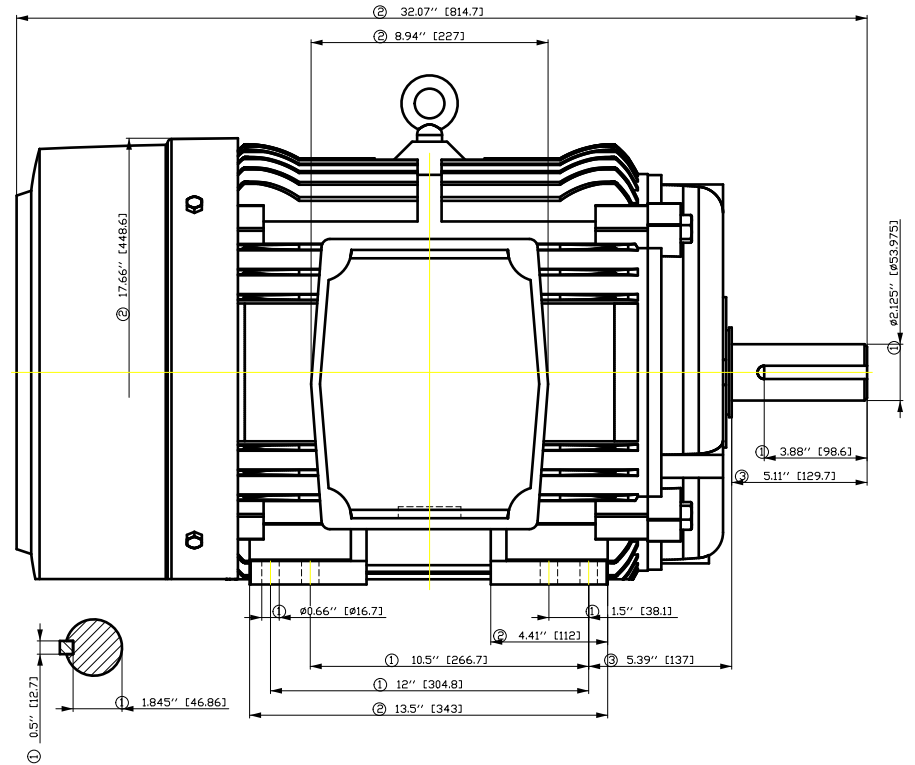
I<sub>L</sub>/I<sub>N</sub> = locked rotor current / current nominal  
M<sub>L</sub>/M<sub>N</sub> = locked rotor torque / torque nominal  
M<sub>B</sub>/M<sub>N</sub> = break down torque / nominal torque

3) Value is valid only for DOL operation with motor design IC411  
2) at rated power / at full load

responsible dep. DI MC LVM	technical reference	created by DT Configurator	approved by	<i>Technical data are subject to change! There may be discrepancies between software and hardware versions</i>			
	document type datasheet	document status released		customer			
	title 1LE2421-3AB21-2AA3	document number					
© Siemens AG 2022	rev. 01	creation date 2022-04-08 21:28	language en	Page 1/1			



- ① Tolerances according to NEMA std.
- ② All these dimensions corresponding to assemblies and castings shall have a tolerance as per DIN standard 1686-GTB 19.
- ③ Not according to NEMA std.

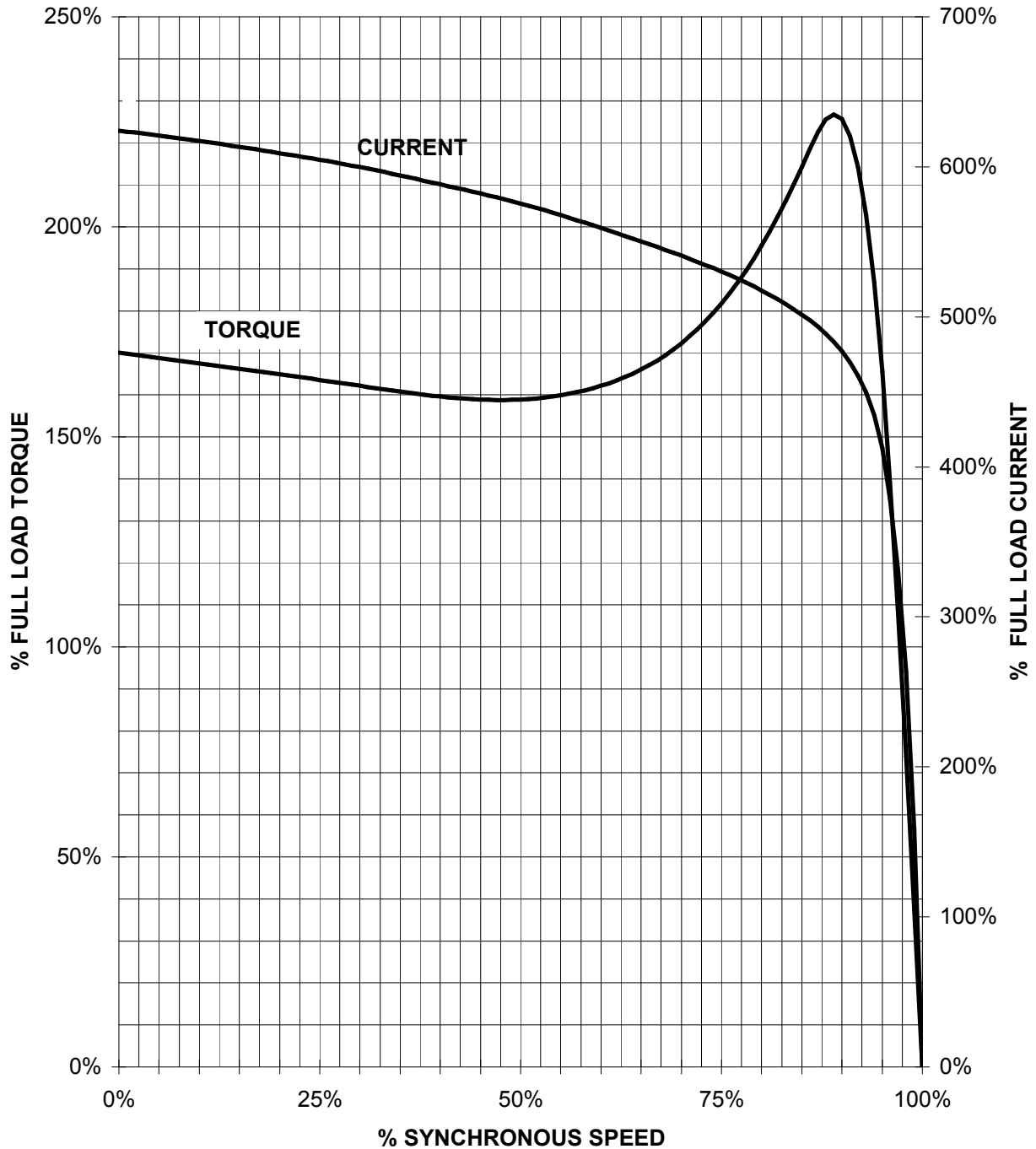


Tolerance	Surface	Material	Weight	Scale
F50G GF-B00G-E00H	Author	ÖS	1	1:1
E	Creator	ÖVS	1	1:1
	Approval	T a : ^ & @ } *		
	Department			
	Change Order	MLFB		
	Doc. State	I B B G		
	Revision	Index RS		
© Siemens AG 2018	Project No	E		
	Item No			
	Doc No			
	Ref No	E		
	Paper Size	A4		
	1st Language	^		
	2nd Language	â		
	Sheet	F of F		

# SIEMENS INDUSTRY, INC.

HP 50 VOLTS < 600V RPM 1800 TYPE SD100 IEEE841  
HZ 60 PHASE 3 FRAME 326T NEMA B

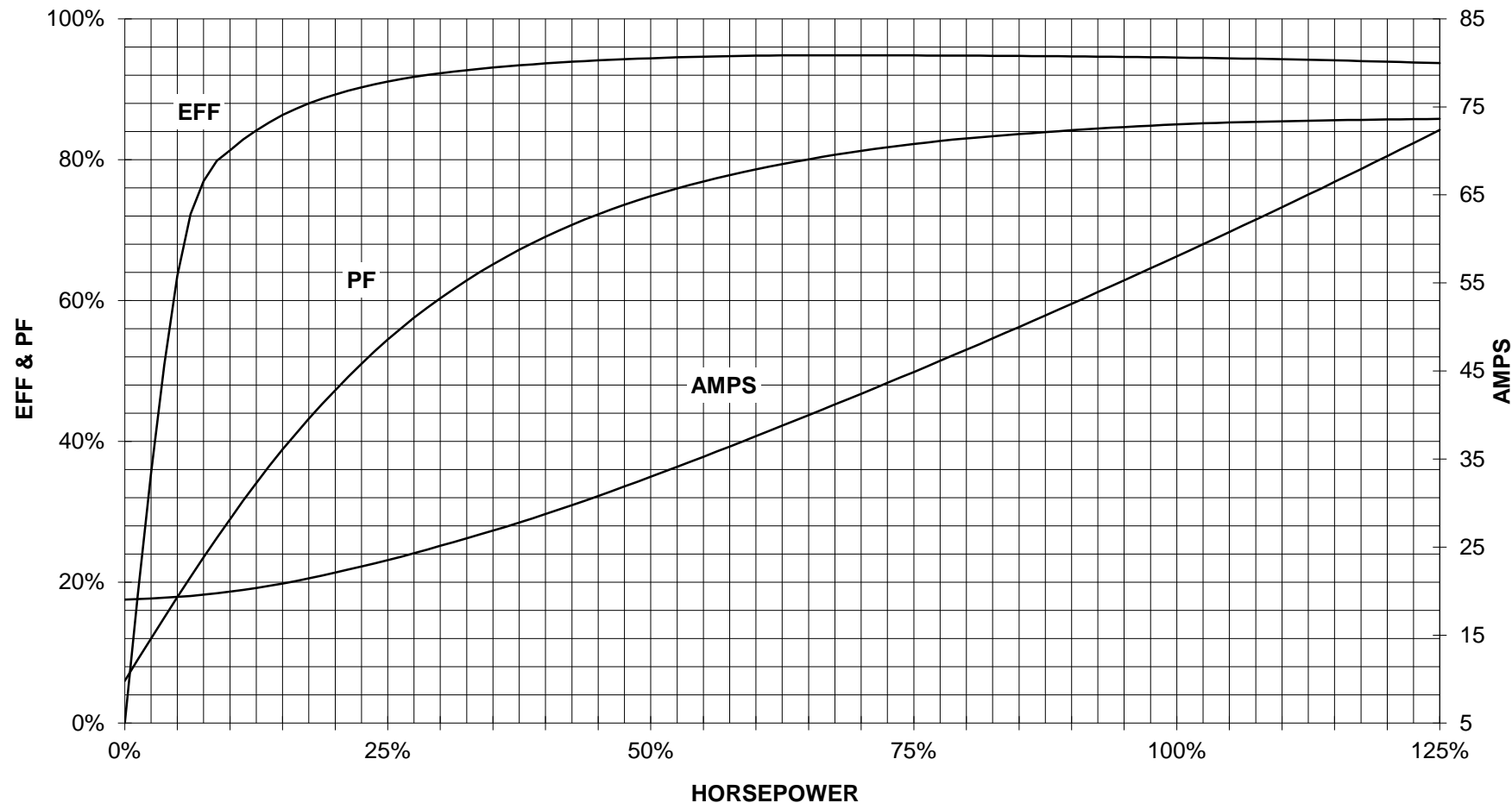
## TORQUE & CURRENT VS. SPEED



CUSTOMER: \_\_\_\_\_ ORDER#: \_\_\_\_\_

50 HP 1800 RPM 326T FRAME 460 VOLTS 3 PHASE NEMA DESIGN B

**SIEMENS INDUSTRY, INC.**  
**PERFORMANCE CURVE**  
**SD100 IEEE841**



CUSTOMER \_\_\_\_\_ ORDER # \_\_\_\_\_ PO # \_\_\_\_\_

PERFORMANCE BASED ON DESIGN CALCULATIONS. SUBJECT TO CHANGE WITHOUT NOTICE.

REV. 1

Main terminal diagram



3 LEAD DELTA			
LINES			CONN.
L1	L2	L3	
T1	T2	T3	Δ

responsible dep.  
DI MC LVM

technical reference

created by

approved by

Project

**SIEMENS**

document type  
Wiring Diagram

title  
1LE2421-3AB21-2AA3

document status  
free

document number

customer