

Data sheet for three-phase Squirrel-Cage-Motors SIMOTICS

Motor type: SD100 IEEE FS: 324TS - 4p - 40 hp -

Client order no.	Item-No.	Offer no.
Order no.	Consignment no.	Project
Remarks		

Electrical data

Class I Division 2 Gr. A, B, C or D, T3

U [V]	Δ / Y	f [Hz]	P [HP]	P [kW]	n [rpm]	I Load [Amps]					LRC	Nom. Eff Load [%]			Pwr. Factor Load [%]			Torque [lb-ft]	T _A /T _N LRT [%]	T _k /T _N BDT [%]
						4/4	3/4	1/2	0	4/4		3/4	2/4	4/4	3/4	2/4				
575	Δ	60	40.00	30.00	1,800	36.80	28.80	21.20	12.00	232.0	94.1	94.1	94.3	86.0	83.0	75.0	118.0	180	231	
Frame Type: 324TS		Type of constr.: (A) Foot mounted - End shield				Ins. Cl.: Standard Class F Insulation		Motor Prot.: (A) Without Protection			NEMA Des.: B		S.F.: 1.15							
Mtr. WT: 641						Temp. Rise Cl.: B		Amb. Temp.: + 40 to -20 °C @1000 m			kVA: G		IP 55							

Mechanical data

Sound level (SPL / SWL) at 60 Hz	64.0 dB(A) / 75.0 dB(A)							Thickener	Polyurea
Octave Band Center Frequencies Hertz								Safe Stall Time Hot	22 s
	250	500	1000	2000	4000	8000	Hz	Safe Stall Time Cold	45 s
SPL@3	52.0	59.0	59.0	57.0	53.0	50.0	dB(A)	Frame material	cast iron
Moment of inertia	9.4 Lb-ft ²							Color, paint shade	Standard Paint - RAL7030
Ext Load Inertia Capability:	189.0 Lb ft ²							Coating (paint finish)	Standard Alkyed + Epoxy (C2)
Bearings								Ventilation Type	
Bearing DE NDE	6312 Z C3 S0			6312 Z C3 S0			Method of cooling	TEFC	
Bearing_Type	Ball Bearing			Ball Bearing			Direction of rotation	Bidirectional	
AFBMA:	60BC03JP30			60BC03JP30			Fan Material	Polypropylen ESD	
Grease								VFD	CT: 20:1 VT: 20:1
Capacity	5.5 oz			5.5 oz			Space heaters	without	
Grease Type:	Exxon Mobile EM							Brake:	without


Terminal box

Lead Wire Connection				3 LEAD - DELTA		Terminal box position	(3) F-1, Standard Floor Mount, T. Box LHS		
Voltage	L1	L1	L1	Connected together		Material of terminal box	Cast Iron		
----	----	----	----	----		Cable entry	2" NPT		
----	T1	T2	T3	----					

Notes:

I_L/I_N = locked rotor current / current nominal
M_L/M_N = locked rotor torque / torque nominal
M_B/M_N = break down torque / nominal torque

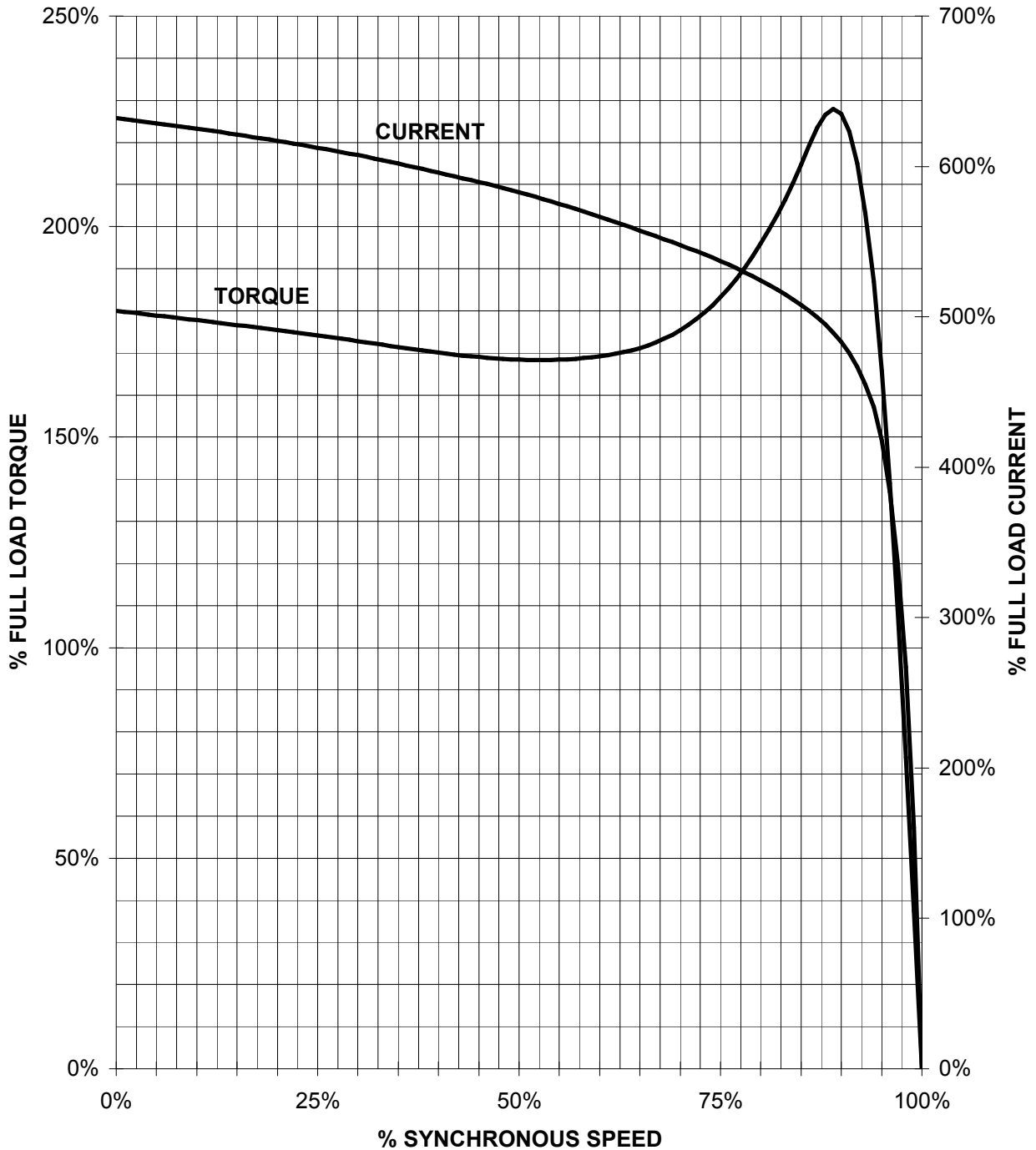
3) Value is valid only for DOL operation with motor design IC411
2) at rated power / at full load

responsible dep. DI MC LVM	technical reference	created by DT Configurator	approved by	<i>Technical data are subject to change! There may be discrepancies between software and hardware versions</i>			
	document type datasheet	document status released		customer			
	title 1LE2421-3BB11-3AA3	document number					
© Siemens AG 2022	rev. 01	creation date 2022-04-08 21:34	language en	Page 1/1			

SIEMENS INDUSTRY, INC.

HP 40 VOLTS < 600V RPM 1800 TYPE SD100 IEEE841
HZ 60 PHASE 3 FRAME 324TS NEMA B

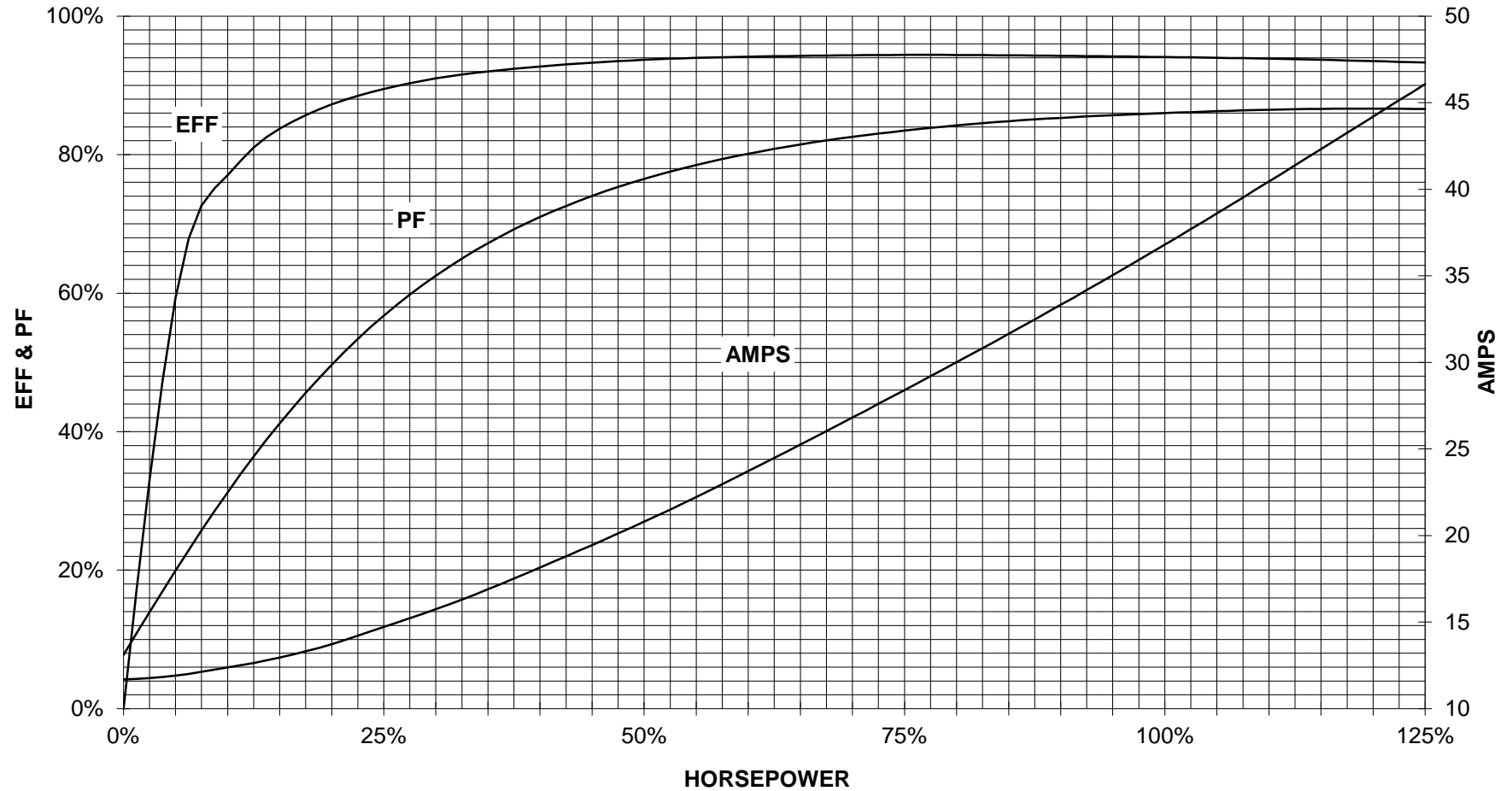
TORQUE & CURRENT VS. SPEED



CUSTOMER: _____ ORDER#: _____

40 HP 1800 RPM 324TS FRAME 575 VOLTS 3 PHASE NEMA DESIGN B

SIEMENS INDUSTRY, INC.
PERFORMANCE CURVE
SD100 IEEE841

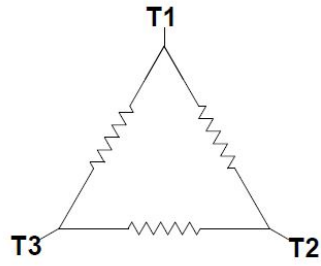


CUSTOMER: _____ ORDER #: _____

PERFORMANCE BASED ON DESIGN CALCULATIONS. SUBJECT TO CHANGE WITHOUT NOTICE.

REV. 1

Main terminal diagram



3 LEAD DELTA			
LINES			CONN.
L1	L2	L3	
T1	T2	T3	Δ

responsible dep.
DI MC LVM

technical reference

created by

approved by

Project

SIEMENS

document type
Wiring Diagram

title
1LE2421-3BB11-3AA3

document status
free

document number

customer