

# Data sheet for three-phase Squirrel-Cage-Motors SIMOTICS

Motor type: SD100 IEEE FS: 365TS - 2p - 75 hp -

Client order no.	Item-No.	Offer no.
Order no.	Consignment no.	Project

Remarks

## Electrical data

Class I Division 2 Gr. A, B, C or D, T3

U [V]	$\Delta / Y$	f [Hz]	P [HP]	P [kW]	n [rpm]	I Load [Amps]					LRC	Nom. Eff Load [%]			Pwr. Factor Load [%]			Torque [lb-ft]	T <sub>A</sub> /T <sub>N</sub> LRT [%]	T <sub>k</sub> /T <sub>N</sub> BDT [%]
						4/4	3/4	1/2	0	4/4		3/4	2/4	4/4	3/4	2/4				
575	$\Delta$	60	75.00	55.00	3,600	68.80	52.00	37.00	17.60	434.4	94.1	94.3	93.7	88.0	86.0	81.0	111.0	160	260	

Frame Type: 365TS	Type of constr.: (A) Foot mounted - End shield	Ins. Cl.: Standard Class F Insulation	Motor Prot.: (A) Without Protection	NEMA Des.: B	S.F.: 1.15
Mtr. WT: 817		Temp. Rise Cl.: B	Amb. Temp.: + 40 to -20 °C @1000 m	kVA: G	IP 55

## Mechanical data

Sound level (SPL / SWL) at 60 Hz	81.0 dB(A) / 91.0 dB(A)							Thickener	Polyurea
Octave Band Center Frequencies Hertz								Safe Stall Time Hot	16 s
	250	500	1000	2000	4000	8000	Hz	Safe Stall Time Cold	27 s
SPL@3	65.0	76.0	75.0	76.0	66.0	59.0	dB(A)	Frame material	cast iron
Moment of inertia	5.8 Lb-ft <sup>2</sup>							Color, paint shade	Standard Paint - RAL7030
Ext Load Inertia Capability:	71.0 Lb ft <sup>2</sup>							Coating (paint finish)	Standard Alkyed + Epoxy (C2)
<b>Bearings</b>								<b>Ventilation Type</b>	
Bearing DE   NDE	6314 Z C3 S0			6314 Z C3 S0			Method of cooling	TEFC	
Bearing_Type	Ball Bearing			Ball Bearing			Direction of rotation	Bidirectional	
AFBMA:	70BC03JP30			70BC03JP30			Fan Material	Polypropylen ESD	
<b>Grease</b>								VFD	CT: 4:1 VT: 20:1
Capacity	7.5 oz			7.5 oz			Space heaters	without	
Grease Type:	Exxon Mobile EM							Brake:	without

## Terminal box


Lead Wire Connection	3 LEAD - DELTA				Terminal box position	(3) F-1, Standard Floor Mount, T. Box LHS	
Voltage	L1	L1	L1	Connected together	Material of terminal box	Cast Iron	
----	----	----	----	----	Cable entry	3" NPT	
----	T1	T2	T3	----			

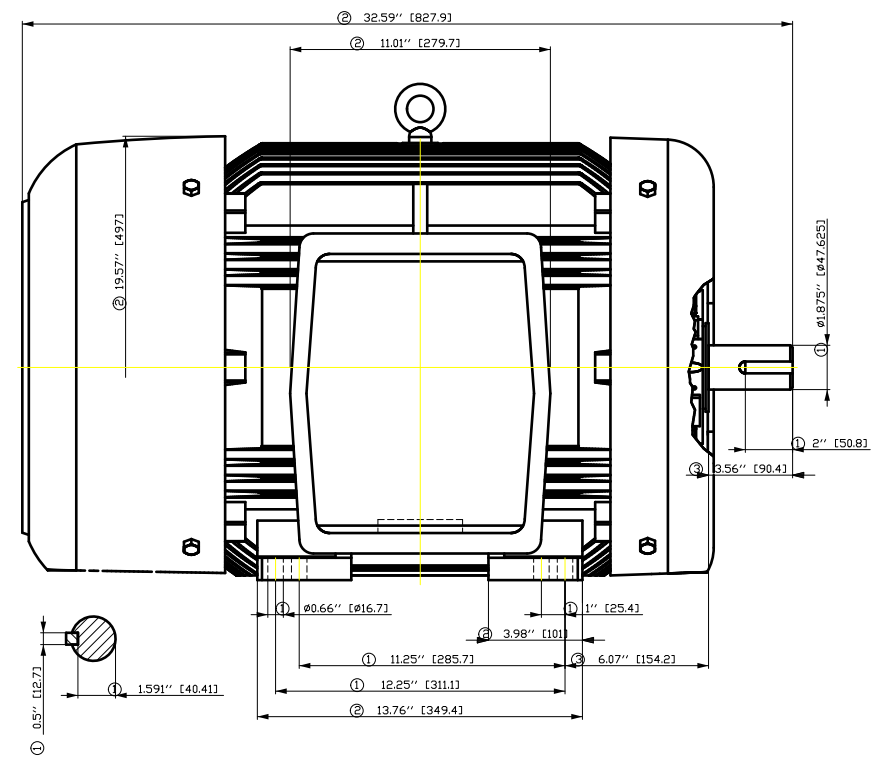
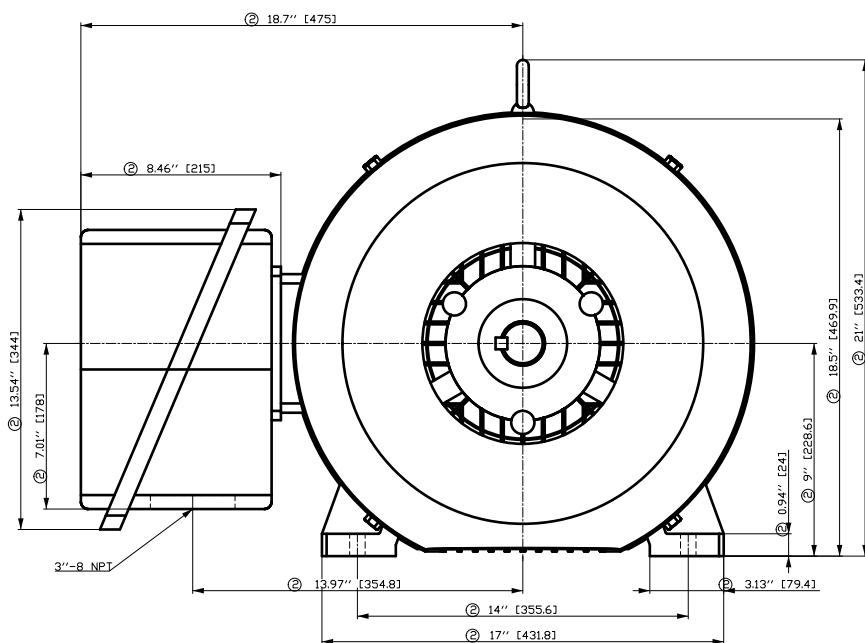
## Notes:

I<sub>L</sub>/I<sub>N</sub> = locked rotor current / current nominal  
M<sub>L</sub>/M<sub>N</sub> = locked rotor torque / torque nominal  
M<sub>B</sub>/M<sub>N</sub> = break down torque / nominal torque

3) Value is valid only for DOL operation with motor design IC411  
2) at rated power / at full load

responsible dep. DI MC LVM	technical reference	created by DT Configurator	approved by	<i>Technical data are subject to change! There may be discrepancies between software and hardware versions</i>
-------------------------------	---------------------	-------------------------------	-------------	--

	document type datasheet	document status released	customer	
	title 1LE2421-3DA21-3AA3	document number		
© Siemens AG 2022	rev. 01	creation date 2022-04-08 22:13	language en	Page 1/1



- ① Tolerances according to NEMA std.
- ② All these dimensions corresponding to assemblies and castings shall have a tolerance as per DIN standard 1686-GTB 19.
- ③ Not according to NEMA std.

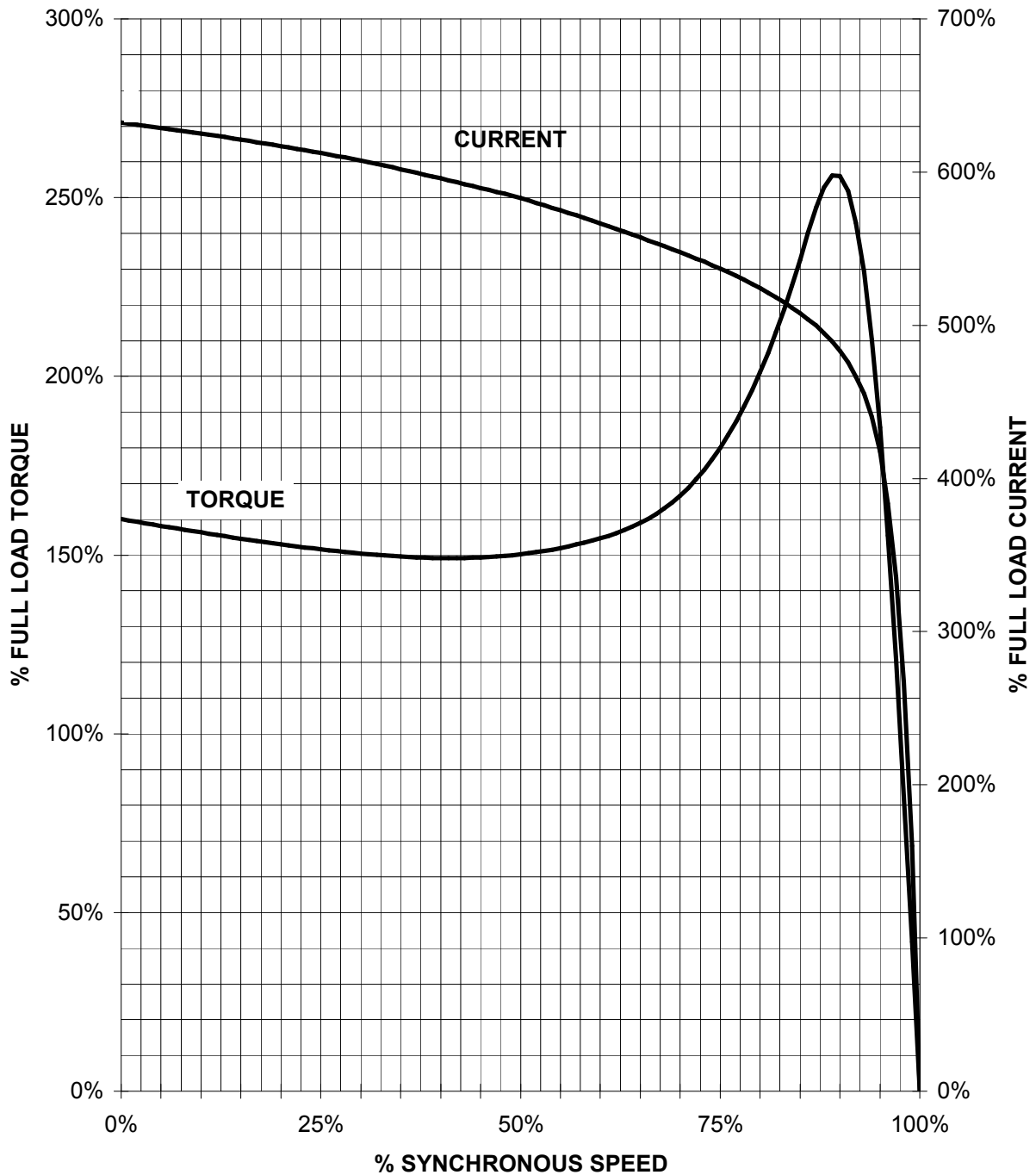
刀痕需  
用转笔  
或针  
尖  
划  
出  
并  
擦  
掉  
其  
余  
部  
分  
之  
刀  
痕  
以  
便  
于  
加  
工  
及  
检  
验  
时  
的  
判  
断  
及  
修  
正  
工  
作  
之  
进  
行

Tolerance	Surface	Material	Weight	Scale
F50G GF-HÖCSFH-00H E	Author Creator Approval Department Change Order	ÖVS Tæ: ^æ@~}*	E	{ }
	Doc. State	I B B G	MFB	Doc. Type
	Revision	Index RS	Item No	Paper Size CH
	Project No	E	Doc No	1st Language ^
			Ref No	2nd Language æ^
	© Siemens AG 2018			Sheet F of F

# SIEMENS INDUSTRY, INC.

HP 75 VOLTS < 600V RPM 3600 TYPE SD100 IEEE841  
HZ 60 PHASE 3 FRAME 365TS NEMA B

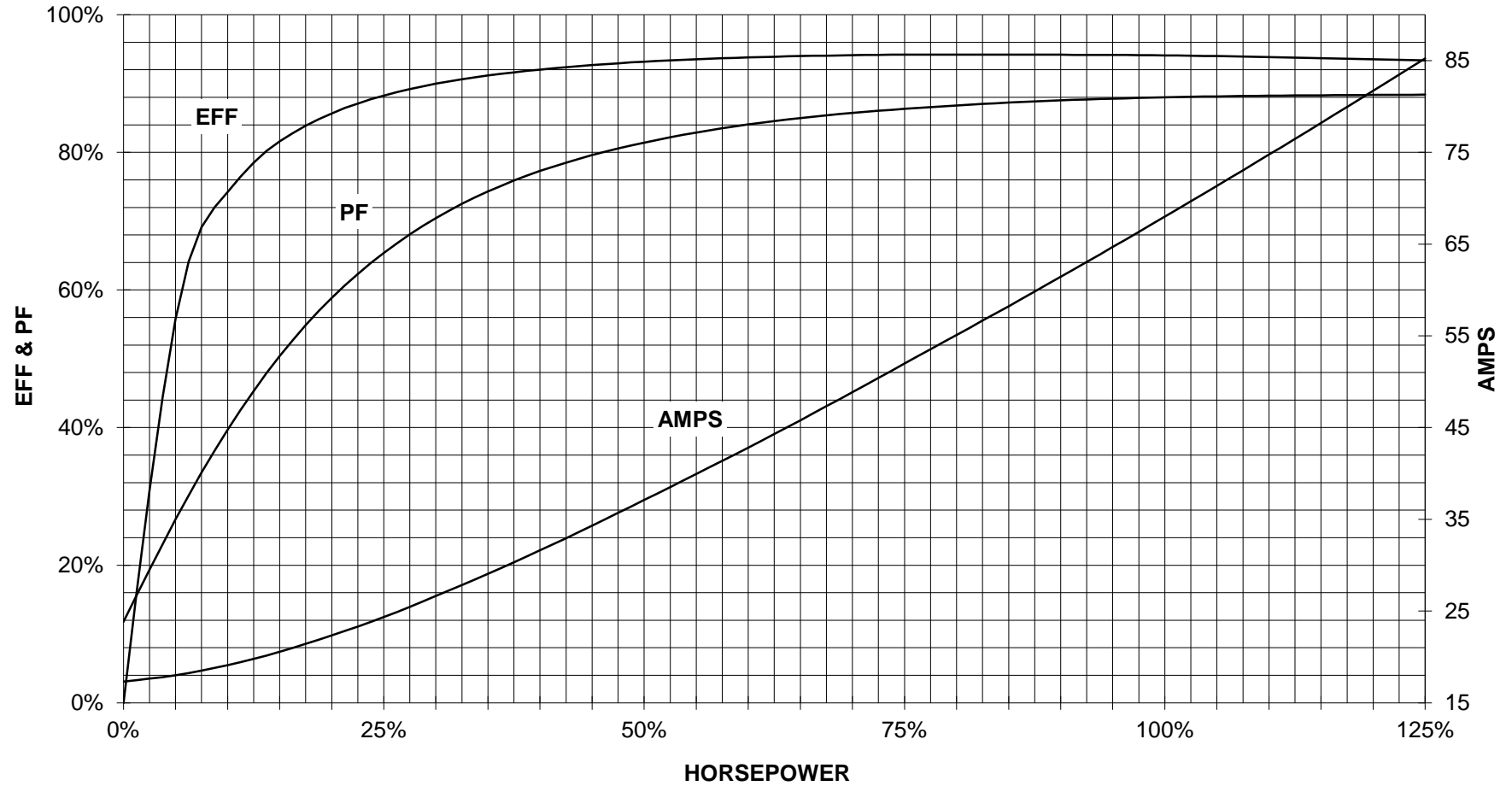
## TORQUE & CURRENT VS. SPEED



CUSTOMER: \_\_\_\_\_ ORDER#: \_\_\_\_\_

75 HP 3600 RPM 365TS FRAME 575 VOLTS 3 PHASE NEMA DESIGN B

**SIEMENS INDSTRY, INC.**  
**PERFORMANCE CURVE**  
**SD100 IEEE841**



CUSTOMER \_\_\_\_\_ ORDER # \_\_\_\_\_ PO # \_\_\_\_\_

PERFORMANCE BASED ON DESIGN CALCULATIONS. SUBJECT TO CHANGE WITHOUT NOTICE.

REV. 1

Main terminal diagram



3 LEAD DELTA			
LINES			CONN.
L1	L2	L3	
T1	T2	T3	Δ

responsible dep.  
DI MC LVM

technical reference

created by

approved by

Project

**SIEMENS**

document type  
Wiring Diagram

title  
1LE2421-3DA21-3AA3

document status  
free

document number

customer