

Data sheet for three-phase Squirrel-Cage-Motors SIMOTICS

Motor type: **SD200 NEMA Premium Next Generation** FS: **444T - 4p - 125 hp -**

Client order no.	Item-No.	Offer no.
Order no.	Consignment no.	Project

Remarks

Electrical data **Class I Division 2 Gr. A, B, C or D T3 Class II**
Division 2 Gr. F or G T3C

U [V]	Δ/Y	f [Hz]	P [HP]	P [kW]	n [rpm]	I Load [Amps]					LRC	Nom. Eff Load [%]			Pwr. Factor Load [%]			Torque [lb-ft]	T _A /T _N LRT [%]	T _k /T _N BDT [%]
						4/4	3/4	1/2	0	4/4		3/4	2/4	4/4	3/4	2/4				
575	Δ	60	125.00	93.25	1,785	123.2	96.70	74.20	50.40	725.6	95.4	95.6	95.2	80.0	76.0	66.3	366.0	200	280	

Frame Type: 444T	Type of constr.: (A) Foot Mounted Horizontal (IMB3)	Ins. Cl.: Standard Class H Insulation	Motor Prot.: A: No Winding Protection	NEMA Des.: B	S.F.: 1.15
Mtr. WT: 1,490		Temp. Rise Cl.: B	Amb. Temp.: + 40 to °C @1000 m	kVA: G	IP 55

Mechanical data

Sound level (SPL / SWL) at 60 Hz	77.0 dB(A) / 88.0 dB(A)		Thickener	Polyurea					
Octave Band Center Frequencies Hertz			Safe Stall Time Hot	20 s					
	250	500	1000	2000	4000	8000	Hz	Safe Stall Time Cold	25 s
SPL@3	63.0	70.0	73.0	70.0	62.0	55.0	dB(A)	Frame material	Cast iron
Moment of inertia	37.7 Lb-ft ²		Color, paint shade	RAL 7030					
Ext Load Inertia Capability:	542.0 Lb ft ²		Coating (paint finish)	Standard Alkyed + Epoxy (C2)					
Bearings			Ventilation Type						
Bearing DE NDE	6320 Z C3 S0		6315 Z C3 S0	Method of cooling	TEFC				
Bearing_Type	Ball Bearing		Ball Bearing	Direction of rotation	Bi-Directional				
AFBMA:	100BC03JP3		75BC03JP3	Fan Material	Polypropylene ESD				
Grease			VFD	CT: 4:1 VT: 20:1					
Capacity	15 oz		15 oz	Space heaters	without				
Grease Type:	Exxon Mobil EM		Brake:	-/-					

Terminal box

Lead Wire Connection	3 TERMINAL - Connection DELTA				Terminal box position	(1) LHS Mount - View From DE (F-1) - DE or Center of Motor
Voltage	L1	L1	L1	Connected together	Material of terminal box	Cast Iron
---	---	---	---	---	Cable entry	(1) 3" NPT
RUN	T1	T2	T3	---		

Notes:
 I_L/I_N = locked rotor current / current nominal
 M_L/M_N = locked rotor torque / torque nominal
 M_d/M_N = break down torque / nominal torque
 3) Value is valid only for DOL operation with motor design IC411
 2) at rated power / at full load

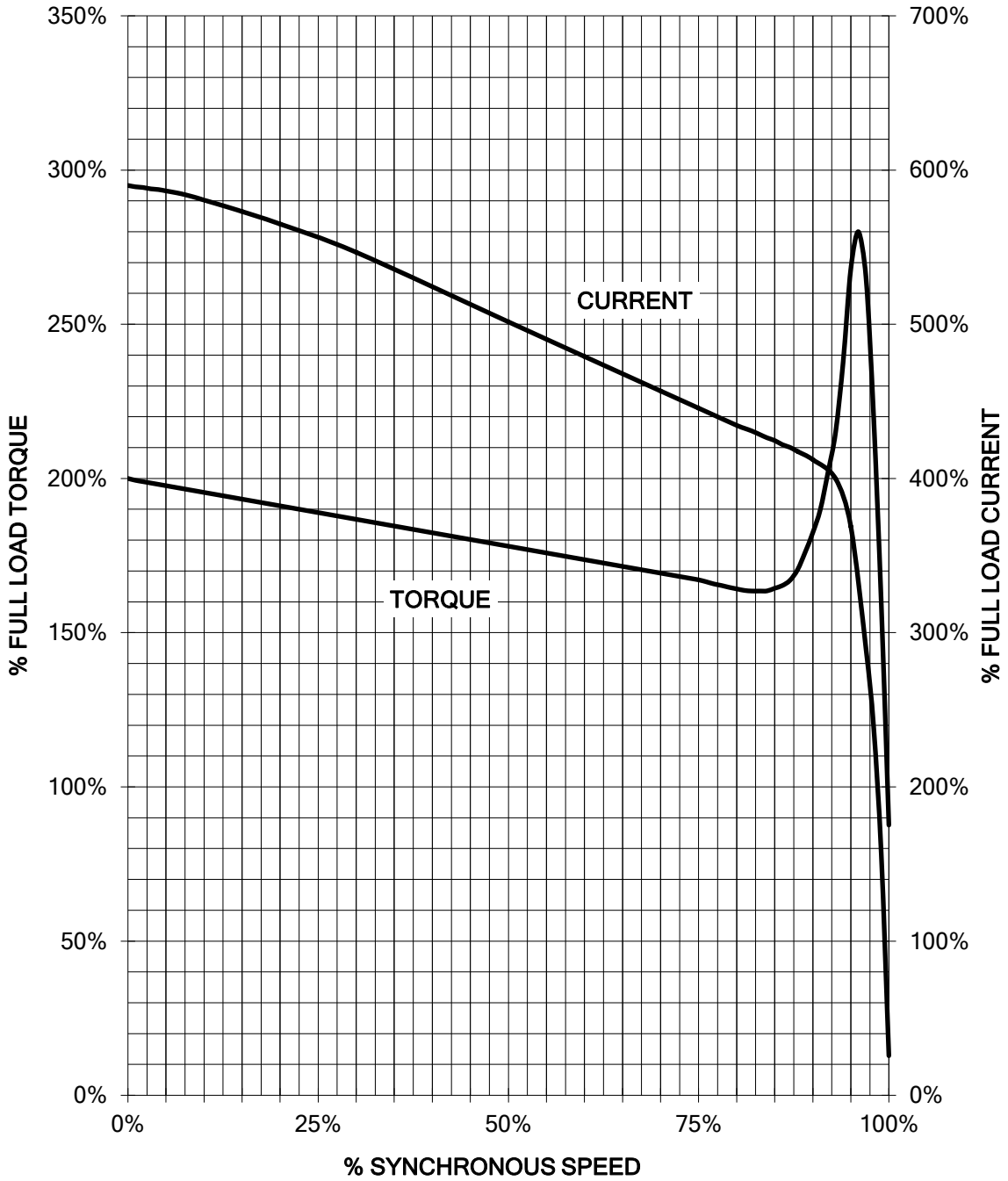
responsible dep.	technical reference	created by	approved by	<i>Technical data are subject to change! There may be discrepancies between software and customer interface</i>
DI MC LVM		DT Configurator		

	document type	document status	customer	
	datasheet	released		
	title	document number		
	1LE6321-4BB11-3AA1			
		rev.	creation date	language
		01	2022-04-09 00:57	en
				Page
				1/1

SIEMENS INDUSTRY, INC.

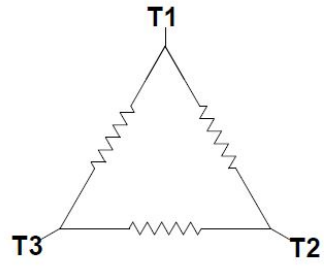
HP 125 VOLTS 460 RPM 1785 TYPE SD200
HZ 60 PHASE 3 FRAME 444T NEMA B

TORQUE & CURRENT VS. SPEED



Unrestricted CUSTOMER: _____ ORDER#: _____

Main terminal diagram



3 LEAD DELTA			
LINES			CONN.
L1	L2	L3	
T1	T2	T3	Δ

responsible dep.
DI MC LVM

technical reference

created by

approved by

Project

SIEMENS

document type
Wiring Diagram

title
1LE6321-4BB11-3AA1

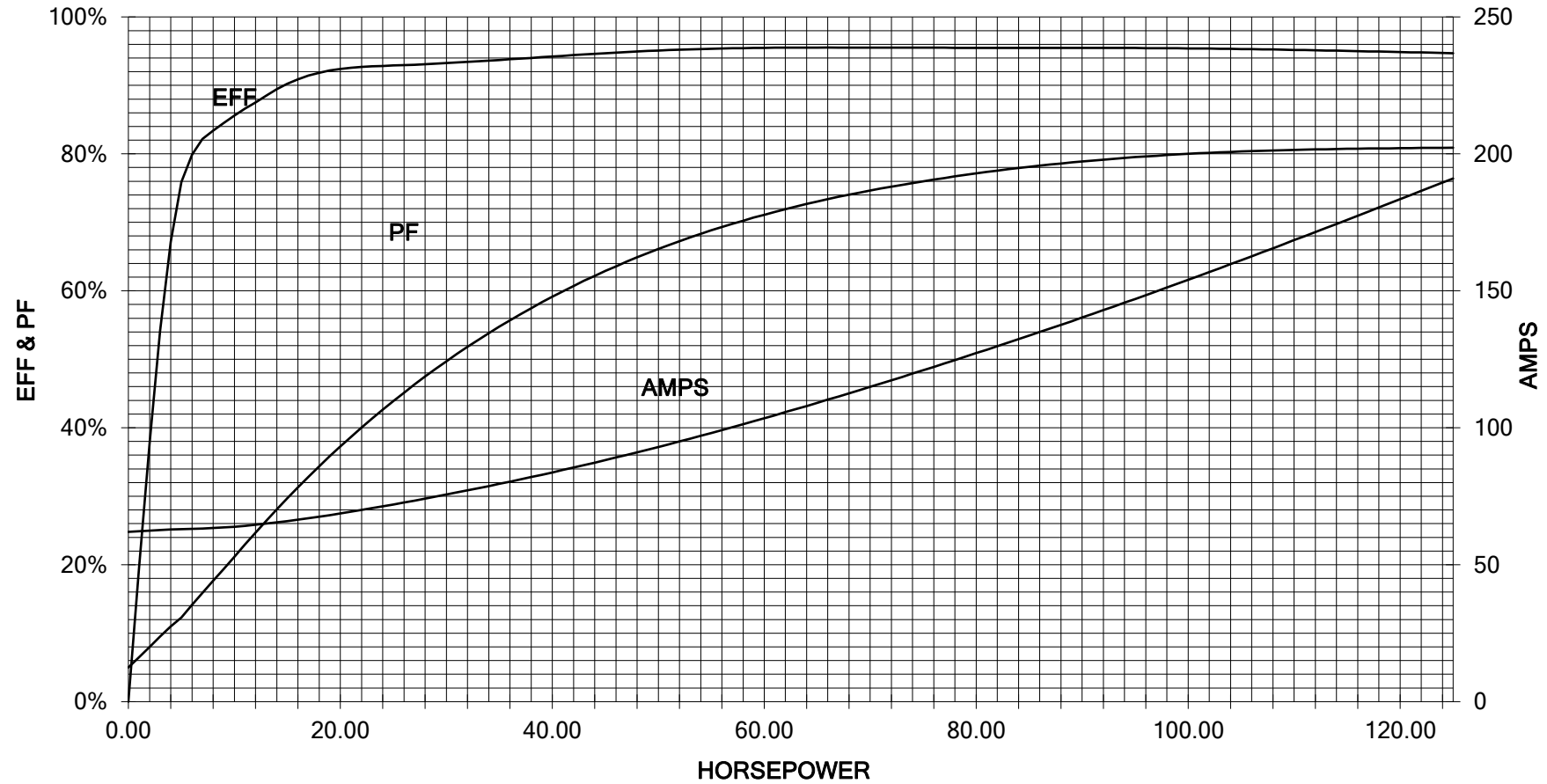
document status
free

document number

customer

125 HP 1800 RPM 444T FRAME 460 VOLTS 3 PHASE NEMA DESIGN B

SIEMENS INDUSTRY, INC.
PERFORMANCE CURVE
SD200



Unrestricted CUSTOMER _____ ORDER # _____ PO # _____

PERFORMANCE BASED ON DESIGN CALCULATIONS. SUBJECT TO CHANGE WITHOUT NOTICE.

REV. 1

2

1

3 PHASE - 3 LEADS - DELTA

L1	L2	L3	CONN.
T1	T2	T3	△



B

B

A

A

THIS IS A CAD DRAWING
DO NOT MAKE MANUAL CHANGES

01 | 09-27-07

TYPE

-CONFIDENTIAL-

PROPERTY OF

Siemens Energy & Automation, Inc.
Industrial Motor Division - Little Rock, AR

FRAME

HP

NAME
WIRING DIAGRAM

VOLTS

RPM

HZ

PH

Customer

3

PO #

SO #

DRAWN 9.24.07 DATE JRH

CHECKED DATE

APP DATE

SHEET
1 OF 1

Sim. To

PART NO.
51-382-114-504

A

2

1