

# Data sheet for three-phase Squirrel-Cage-Motors SIMOTICS

**Motor type:** SD200 NEMA Premium Next Generation **FS: 445T - 6p - 125 hp -**

Client order no.	Item-No.	Offer no.
Order no.	Consignment no.	Project
Remarks		

**Electrical data** **Class I Division 2 Gr. A, B, C or D T3 Class II**  
**Division 2 Gr. F or G T3C**

U [V]	$\Delta/Y$	f [Hz]	P [HP]	P [kW]	n [rpm]	I Load [Amps]					Nom. Eff Load [%]			Pwr. Factor Load [%]			Torque [lb-ft]	T <sub>A</sub> /T <sub>N</sub> LRT [%]	T <sub>k</sub> /T <sub>N</sub> BDT [%]
						4/4	3/4	1/2	0	LRC	4/4	3/4	2/4	4/4	3/4	2/4			
460	$\Delta \Delta$	60	125.00	93.25	1,185	152	119.60	93.60	65.50	907.0	95.0	95.3	95.0	81.3	77.0	65.8	554.7	160	260

Frame Type: 445T	Type of constr.: (A) Foot Mounted Horizontal (IMB3)	Ins. Cl.: Standard Class H Insulation	Motor Prot.: A: No Winding Protection	NEMA Des.: B	S.F.: 1.15
Mtr. WT: 1,543		Temp. Rise Cl.: B	Amb. Temp.: + 40 to °C @1000 m	kVA: G	IP 55

**Mechanical data**


Sound level (SPL / SWL) at 60 Hz	66.0 dB(A) / 77.0 dB(A)		Thickener	Polyurea					
Octave Band Center Frequencies Hertz			Safe Stall Time Hot	25 s					
	250	500	1000	2000	4000	8000	Hz	Safe Stall Time Cold	35 s
SPL@3	58.0	61.0	61.0	59.0	56.0	41.0	dB(A)	Frame material	Cast iron
Moment of inertia	40.3 Lb-ft <sup>2</sup>		Color, paint shade	RAL 7030					
Ext Load Inertia Capability:	1450.0 Lb ft <sup>2</sup>		Coating (paint finish)	Standard Alkyed + Epoxy (C2)					
<b>Bearings</b>			<b>Ventilation Type</b>						
Bearing DE   NDE	6320 Z C3 S0		6320 Z C3 S0	Method of cooling	TEFC				
Bearing_Type	Ball Bearing		Ball Bearing	Direction of rotation	Bi-Directional				
AFBMA:	100BC03JP3		75BC03JP3	Fan Material	Polypropylene ESD				
<b>Grease</b>			VFD	CT: 4:1 VT: 20:1					
Capacity	23 oz		15 oz	Space heaters	without				
Grease Type:	Exxon Mobil EM		Brake:	-/-					

**Terminal box**

Lead Wire Connection	12 TERMINAL - Connection DELTA				Terminal box position	(1) LHS Mount - View From DE (F-1) - DE or Center of Motor
Voltage	L1	L1	L1	Connected together	Material of terminal box	Cast Iron
----	----	----	----	---	Cable entry	(1) 3" NPT
RUN	T12-T7-T6-T1	T10-T8-T4-T2	T11-T9-T5-T13	----		

<b>Notes:</b>					
I <sub>L</sub> /I <sub>N</sub> = locked rotor current / current nominal		3) Value is valid only for DOL operation with motor design IC411			
M <sub>L</sub> /M <sub>N</sub> = locked rotor torque / torque nominal		2) at rated power / at full load			
M <sub>k</sub> /M <sub>N</sub> = break down torque / nominal torque					

responsible dep.	technical reference	created by	approved by	<i>Technical data are subject to change! There may be discrepancies between software and hardware versions</i>	
DI MC LVM		DT Configurator			

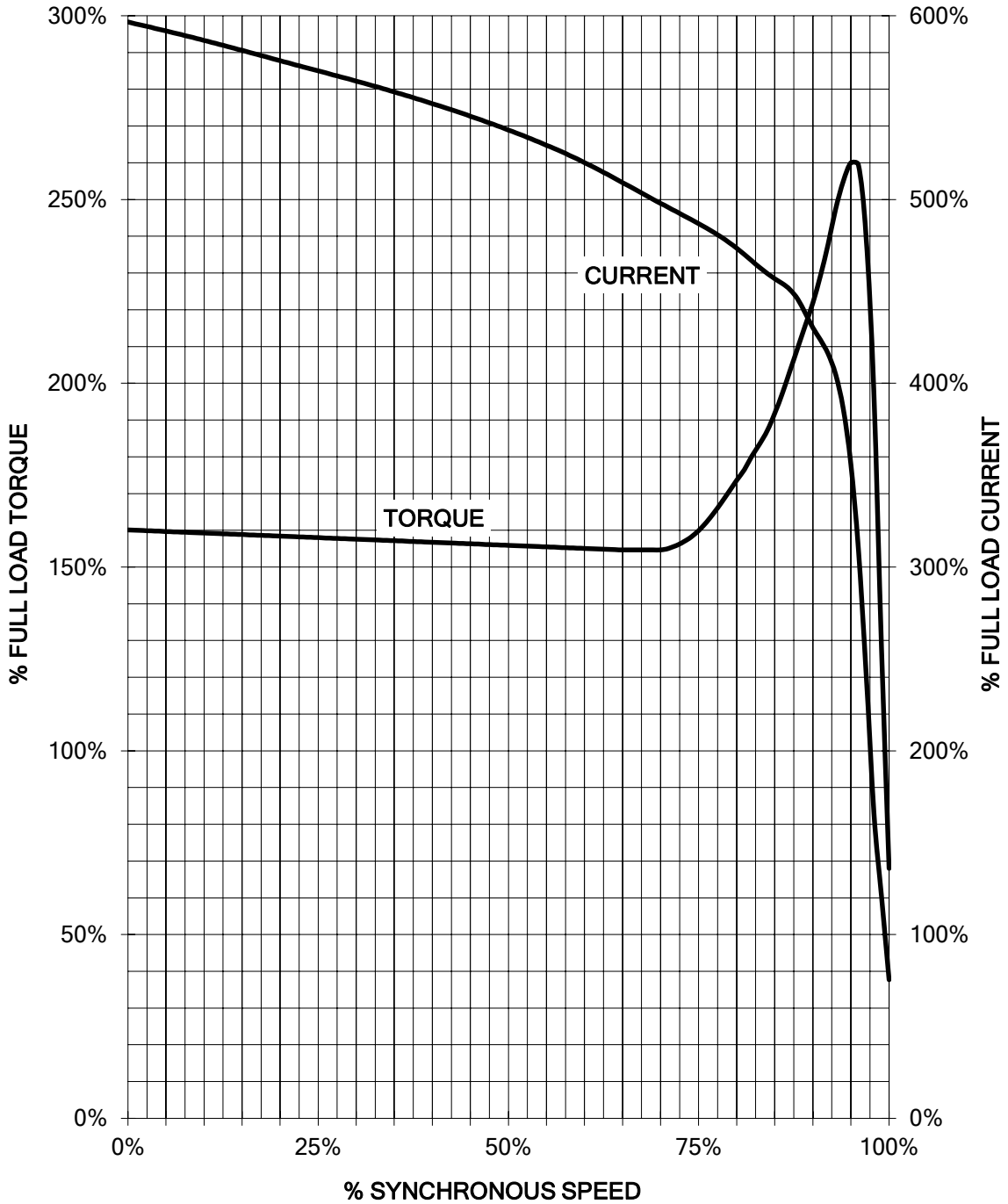
	document type	document status		customer	
	datasheet	released			
	title	document number			
	1LE6321-4BC21-2AA1				
© Siemens AG 2022	rev.	creation date	language	Page	
	01	2022-04-09 00:59	en	1/1	



# SIEMENS INDUSTRY, INC.

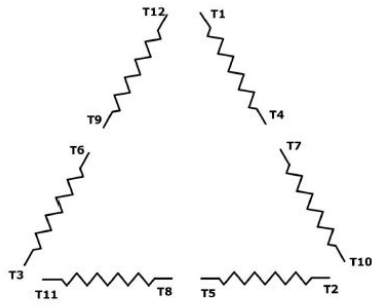
HP 125 VOLTS 460 RPM 1200 TYPE SD200  
HZ 60 PHASE 3 FRAME 445T NEMA B

## TORQUE & CURRENT VS. SPEED



Unrestricted CUSTOMER: \_\_\_\_\_ ORDER#: \_\_\_\_\_

Main terminal diagram

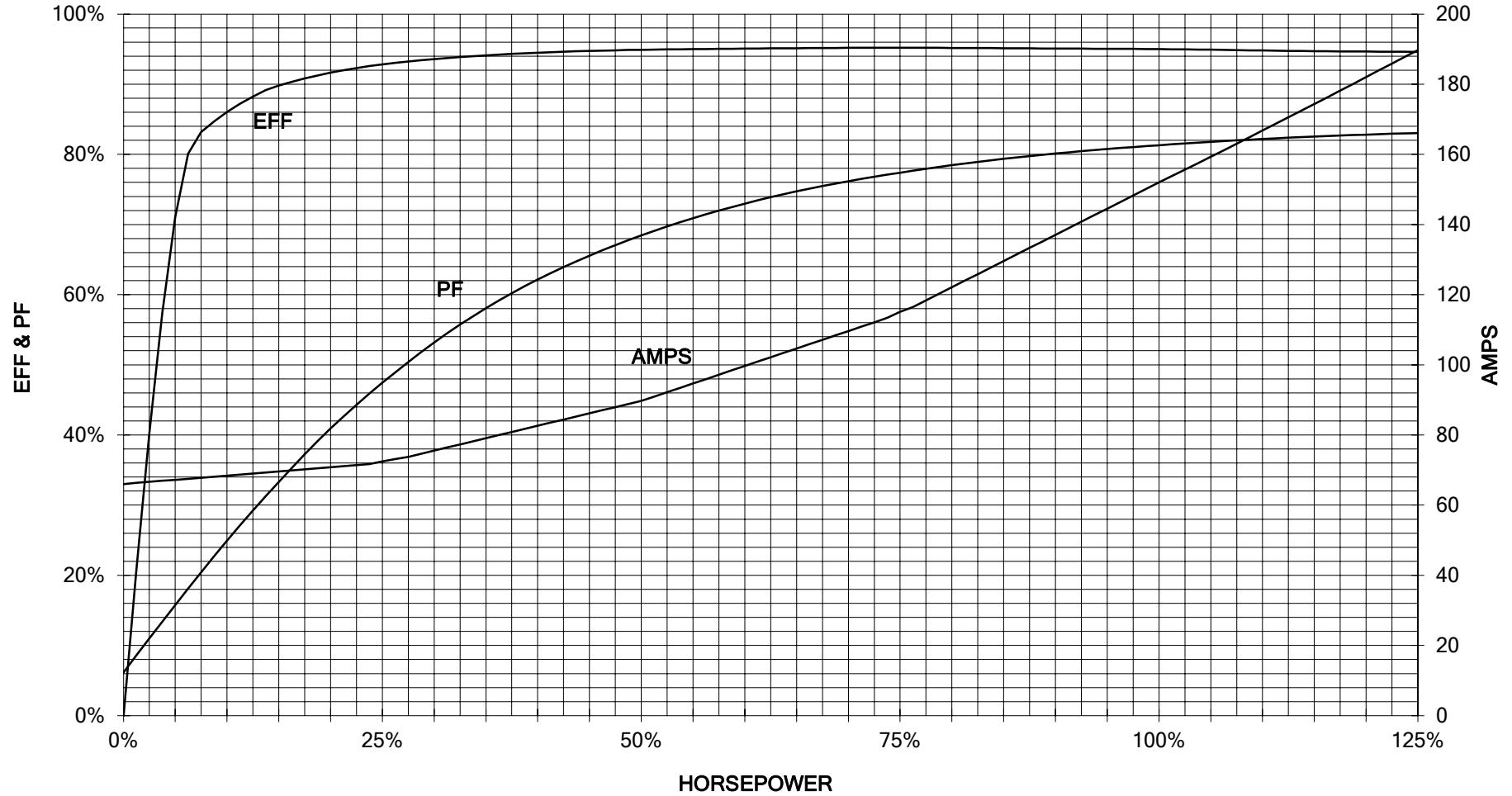


12 LEAD DELTA		
LINES	CONNECT TOGETHER	CONN.
L1	T12 - T7 - T6 - T1	ΔΔ
L2	T10 - T8 - T4 - T2	
L2	T11 - T9 - T5 - T3	

responsible dep. DI MC LVM	technical reference	created by	approved by	Project
<b>SIEMENS</b>	document type Wiring Diagram	document status free		customer
	title 1LE6321-4BC21-2AA1	document number		
© Siemens AG 2019		rev. 01	creation date 12/03/2019	language en
				Page 1/1

125 HP 1200 RPM 445T FRAME 460 VOLTS 3 PHASE NEMA DESIGN B

SIEMENS INDUSTRY, INC.  
PERFORMANCE CURVE  
SD200



Unrestricted CUSTOMER \_\_\_\_\_ ORDER # \_\_\_\_\_ PO # \_\_\_\_\_

PERFORMANCE BASED ON DESIGN CALCULATIONS. SUBJECT TO CHANGE WITHOUT NOTICE.

REV. 1