

Data sheet for three-phase Squirrel-Cage-Motors SIMOTICS

Motor type: SD200 NEMA Premium Next Generation **FS: 449TS - 2p - 250 hp -**

Client order no.	Item-No.	Offer no.
Order no.	Consignment no.	Project

Remarks

Electrical data **Class I Division 2 Gr. A, B, C or D T3 Class II**
Division 2 Gr. F or G T3C

U [V]	Δ/Y	f [Hz]	P [HP]	P [kW]	n [rpm]	I Load [Amps]					Nom. Eff Load [%]			Pwr. Factor Load [%]			Torque [lb-ft]	T _A /T _N LRT [%]	T _k /T _N BDT [%]
						4/4	3/4	1/2	0	LRC	4/4	3/4	2/4	4/4	3/4	2/4			
460	$\Delta \Delta$	60	250.00	186.50	3,570	275	218.60	162.90	97.00	1825.0	96.2	96.2	95.8	87.5	83.5	75.0	370.0	170	290

Frame Type: 449TS	Type of constr.: (A) Foot Mounted Horizontal (IMB3)	Ins. Cl.: Standard Class H Insulation	Motor Prot.: A: No Winding Protection	NEMA Des.: B	S.F.: 1.15
Mtr. WT: 2,049		Temp. Rise Cl.: B	Amb. Temp.: + 40 to °C @1000 m	kVA: G	IP 55


Mechanical data

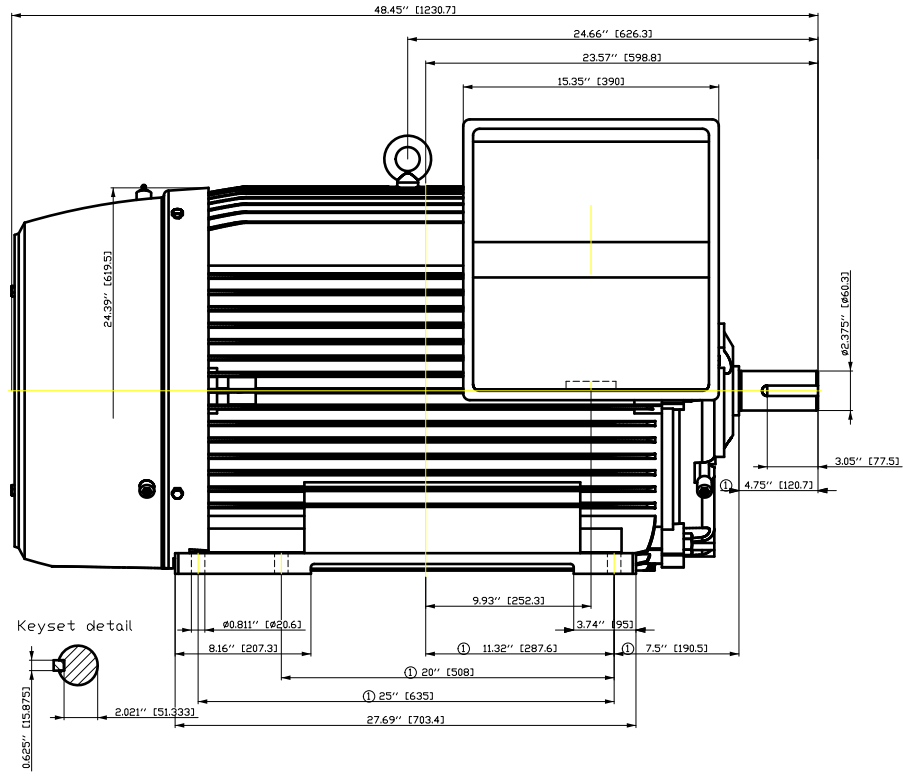
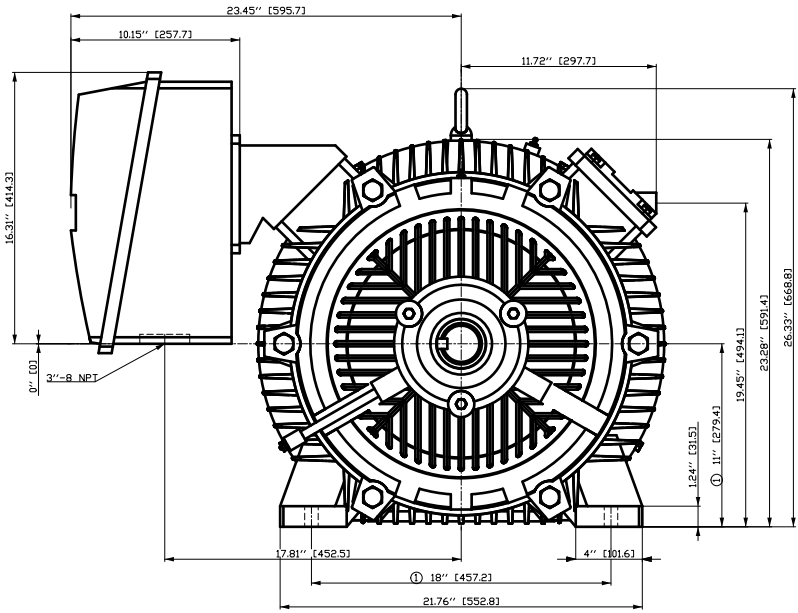
Sound level (SPL / SWL) at 60 Hz	88.0 dB(A) / 99.0 dB(A)		Thickener	Polyurea					
Octave Band Center Frequencies Hertz			Safe Stall Time Hot	25 s					
	250	500	1000	2000	4000	8000	Hz	Safe Stall Time Cold	18 s
SPL@3	78.0	85.0	80.0	80.0	73.0	68.0	dB(A)	Frame material	Cast iron
Moment of inertia	32.2 Lb-ft ²		Color, paint shade	RAL 7030					
Ext Load Inertia Capability:	210.0 Lb ft ²		Coating (paint finish)	Standard Alkyed + Epoxy (C2)					
Bearings			Ventilation Type						
Bearing DE NDE	6315 Z C3 S0		6315 Z C3 S0	Method of cooling	TEFC				
Bearing_Type	Ball Bearing		Ball Bearing	Direction of rotation	Bi-Directional				
AFBMA:	75BC03JP3		75BC03JP3	Fan Material	Polypropylene ESD				
Grease			VFD	CT: 4:1 VT: 20:1					
Capacity	15 oz		15 oz	Space heaters	without				
Grease Type:	Exxon Mobil EM		Brake:	-/-					

Terminal box

Lead Wire Connection	12 TERMINAL - Connection DELTA				Terminal box position	(1) LHS Mount - View From DE (F-1) - DE or Center of Motor
Voltage	L1	L1	L1	Connected together	Material of terminal box	Cast Iron
----	----	----	----	---	Cable entry	(1) 4" NPT
RUN	T12-T7-T6-T1	T10-T8-T4-T2	T11-T9-T5-T13	----		

Notes:
 I_L/I_N = locked rotor current / current nominal
 M_L/M_N = locked rotor torque / torque nominal
 M_d/M_N = break down torque / nominal torque
 3) Value is valid only for DOL operation with motor design IC411
 2) at rated power / at full load

responsible dep. DI MC LVM	technical reference	created by DT Configurator	approved by	<i>Technical data are subject to change! There may be discrepancies between software and hardware versions</i>	
	document type datasheet	document status released	customer		
	title 1LE6321-4GA21-2AA1	document number	rev. 01	creation date 2022-04-09 01:09	language en
© Siemens AG 2022				Page 1/1	



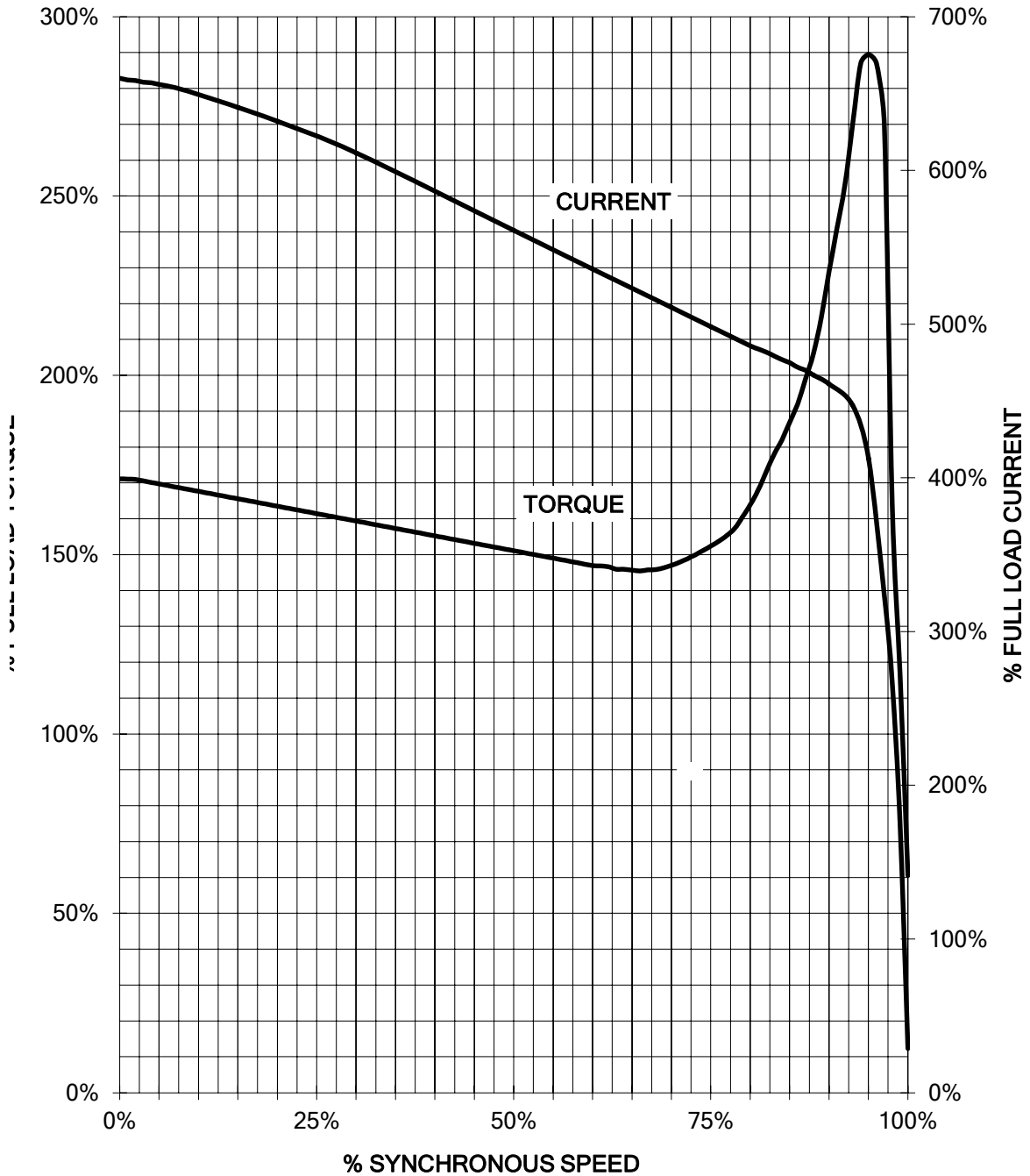
① Tolerances according to NEMA std.
 All dimensions corresponding to assemblies and castings shall have a tolerance as per ISO 8062-3 DCTG 12.

Tolerance	Surface	Material	Weight	Scale
			É	{ }
FŠÖI HGFÈ ÖÖFÈÖÖF É	Author Creator Approval Department Change Order	ÖVŠ T æ : ^æ@` } *		
	Doc. State	MFB		Doc. Type
SIEMENS	I ÈÈÈÈ	Item No		Paper Size CH
© Siemens AG 2018	Revision Index RS	Doc No		1st Language ^ 2nd Language à^
	Project No É	Ref No É		Sheet F of F

SIEMENS INDUSTRY, INC.

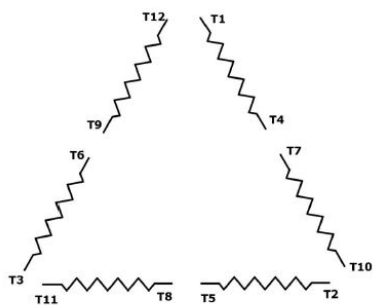
HP 250 VOLTS 460 RPM 3570 TYPE SD200
HZ 60 PHASE 3 FRAME 449T NEMA B

TORQUE & CURRENT VS. SPEED



Unrestricted CUSTOMER: _____ ORDER#: _____

Main terminal diagram

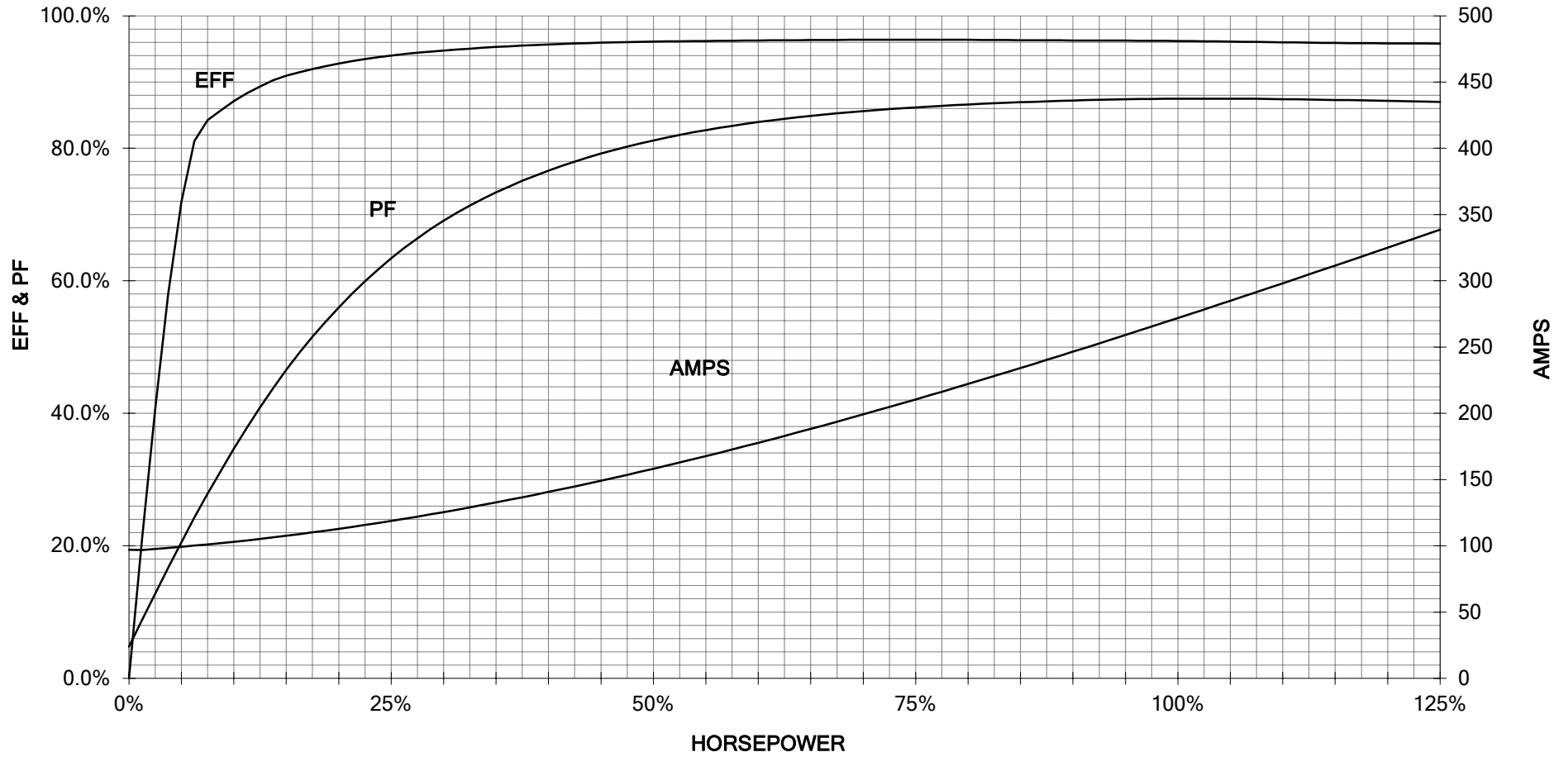


12 LEAD DELTA		
LINES	CONNECT TOGETHER	CONN.
L1	T12 - T7 - T6 - T1	ΔΔ
L2	T10 - T8 - T4 - T2	
L2	T11 - T9 - T5 - T3	

responsible dep. DI MC LVM	technical reference	created by	approved by	Project
SIEMENS	document type Wiring Diagram	document status free		customer
	title 1LE6321-4GA21-2AA1	document number		
© Siemens AG 2019	rev. 01	creation date 12/03/2019	language en	Page 1/1

250 HP 3600 RPM 449T FRAME 460 VOLTS 3 PHASE NEMA DESIGN B

SIEMENS INDUSTRY, INC.
PERFORMANCE CURVE
SD200



Unrestricted CUSTOMER _____ ORDER # _____ PO # _____

PERFORMANCE BASED ON DESIGN CALCULATIONS. SUBJECT TO CHANGE WITHOUT NOTICE.

REV. 1