

# Data sheet for three-phase Squirrel-Cage-Motors SIMOTICS

**Motor type:** SD200 NEMA Premium Next Generation **FS: 449TS - 4p - 250 hp -**

Client order no.	Item-No.	Offer no.
Order no.	Consignment no.	Project
Remarks		

**Electrical data** **Class I Division 2 Gr. A, B, C or D T3 Class II**  
**Division 2 Gr. F or G T3C**

U [V]	$\Delta/Y$	f [Hz]	P [HP]	P [kW]	n [rpm]	I Load [Amps]					Nom. Eff Load [%]			Pwr. Factor Load [%]			Torque [lb-ft]	T <sub>A</sub> /T <sub>N</sub> LRT [%]	T <sub>k</sub> /T <sub>N</sub> BDT [%]
						4/4	3/4	1/2	0	LRC	4/4	3/4	2/4	4/4	3/4	2/4			
460	$\Delta \Delta$	60	250.00	186.50	1,785	305	239.40	184.10	120.00	1825.0	96.2	96.5	96.6	80.0	76.0	65.8	735.0	220	280
Frame Type: 449TS		Type of constr.: (A) Foot Mounted Horizontal (IMB3)				Ins. Cl.: Standard Class H Insulation		Motor Prot.: A: No Winding Protection			NEMA Des.: B		S.F.: 1.15						
Mtr. WT: 2,035						Temp. Rise Cl.: B		Amb. Temp.: + 40 to °C @1000 m			kVA: G		IP 55						


**Mechanical data**

Sound level (SPL / SWL) at 60 Hz	83.0 dB(A) / 94.0 dB(A)		Thickener	Polyurea					
Octave Band Center Frequencies Hertz			Safe Stall Time Hot	18 s					
	250	500	1000	2000	4000	8000	Hz	Safe Stall Time Cold	25 s
SPL@3	71.0	79.0	78.0	74.0	67.0	61.0	dB(A)	Frame material	Cast iron
Moment of inertia	59.6 Lb-ft <sup>2</sup>		Color, paint shade	RAL 7030					
Ext Load Inertia Capability:	1020.0 Lb ft <sup>2</sup>		Coating (paint finish)	Standard Alkyed + Epoxy (C2)					
<b>Bearings</b>			<b>Ventilation Type</b>						
Bearing DE   NDE	6315 Z C3 S0		6315 Z C3 S0						
Bearing_Type	Ball Bearing		Ball Bearing						
AFBMA:	75BC03JP3		75BC03JP3						
<b>Grease</b>			Method of cooling						
Capacity	15 oz		15 oz						
Grease Type:	Exxon Mobil EM		Direction of rotation						
			Bi-Directional						
			Fan Material						
			Polypropylene ESD						
			VFD						
			CT: 4:1 VT: 20:1						
			Space heaters						
			without						
			Brake:						
			-/-						

**Terminal box**

Lead Wire Connection	12 TERMINAL - Connection DELTA				Terminal box position	(1) LHS Mount - View From DE (F-1) - DE or Center of Motor
Voltage	L1	L1	L1	Connected together	Material of terminal box	Cast Iron
----	----	----	----	---	Cable entry	(1) 4" NPT
RUN	T12-T7-T6-T1	T10-T8-T4-T2	T11-T9-T5-T13	----		

<b>Notes:</b>					
I <sub>L</sub> /I <sub>N</sub> = locked rotor current / current nominal		3) Value is valid only for DOL operation with motor design IC411			
M <sub>L</sub> /M <sub>N</sub> = locked rotor torque / torque nominal		2) at rated power / at full load			
M <sub>k</sub> /M <sub>N</sub> = break down torque / nominal torque					

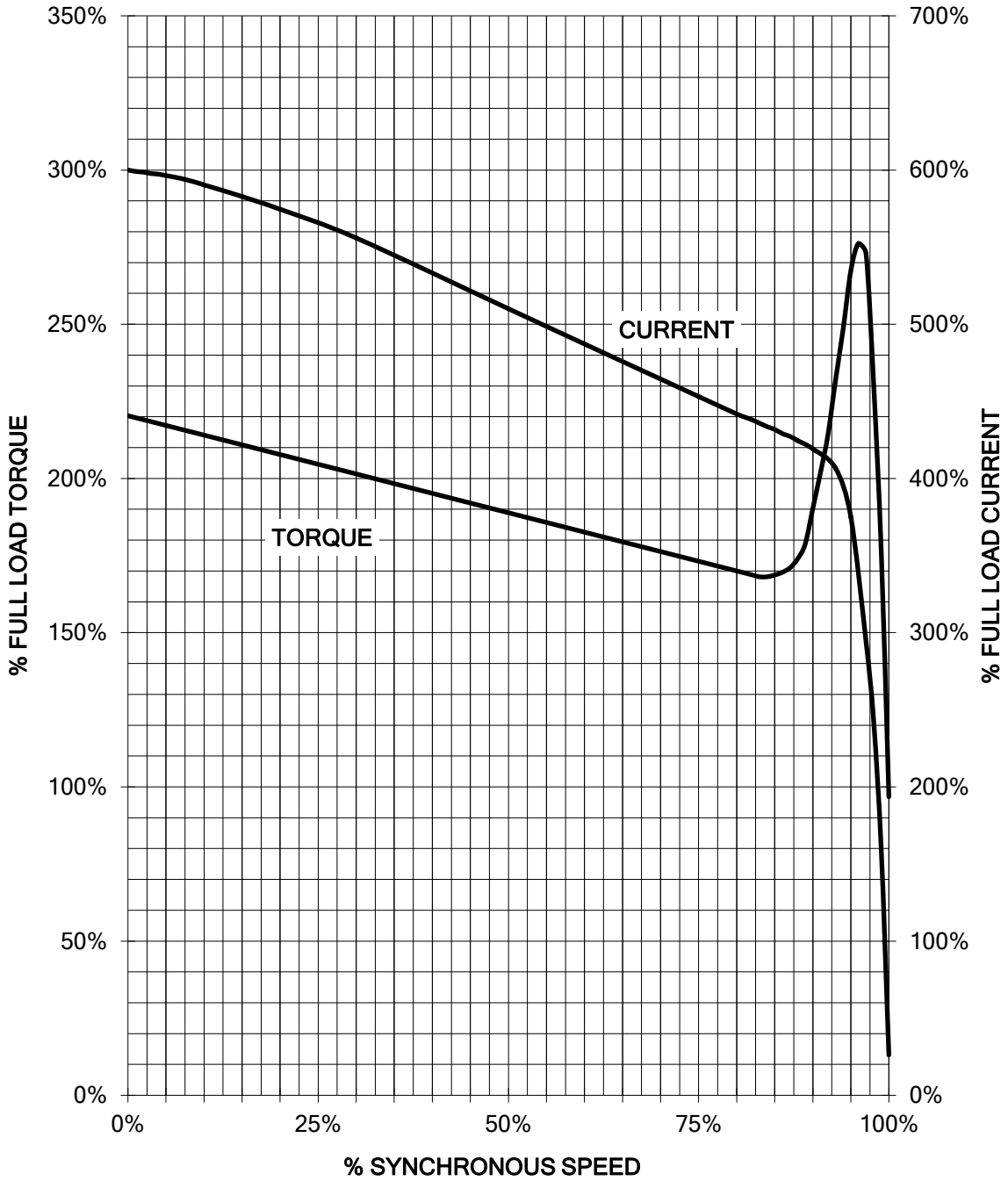
responsible dep.	technical reference	created by	approved by	<i>Technical data are subject to change! There may be discrepancies between software and hardware versions</i>	
DI MC LVM		DT Configurator			
	document type	document status		customer	
	datasheet	released			
	title	document number			
	1LE6321-4GB21-2AA1				
© Siemens AG 2022	rev.	creation date	language	Page	
	01	2022-04-09 01:12	en	1/1	



# SIEMENS INDUSTRY, INC.

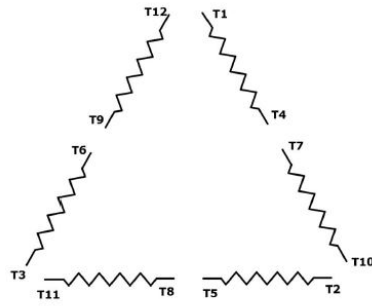
HP 250    VOLTS 460    RPM 1785    TYPE SD200  
HZ 60    PHASE 3    FRAME 449T    NEMA B

## TORQUE & CURRENT VS. SPEED



Unrestricted CUSTOMER: \_\_\_\_\_ ORDER#: \_\_\_\_\_

Main terminal diagram

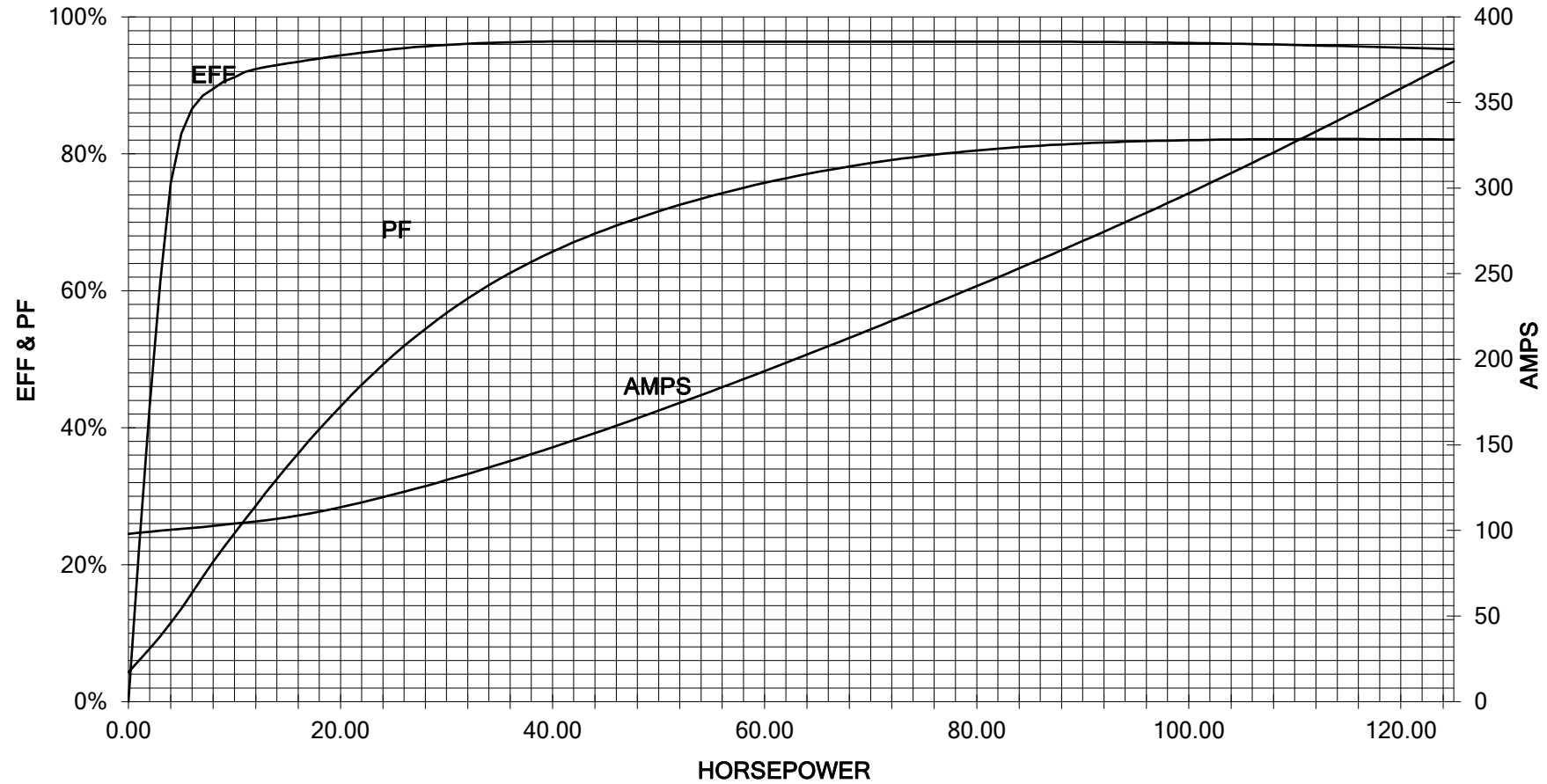


12 LEAD DELTA		
LINES	CONNECT TOGETHER	CONN.
L1	T12 - T7 - T6 - T1	ΔΔ
L2	T10 - T8 - T4 - T2	
L2	T11 - T9 - T5 - T3	

responsible dep. DI MC LVM	technical reference	created by	approved by	Project
<b>SIEMENS</b>	document type Wiring Diagram	document status free		customer
	title 1LE6321-4GB21-2AA1	document number		
© Siemens AG 2019	rev. 01	creation date 12/03/2019	language en	Page 1/1

250 HP 1800 RPM 449T FRAME 460 VOLTS 3 PHASE NEMA DESIGN B

SIEMENS INDUSTRY, INC.  
PERFORMANCE CURVE  
SD200



Unrestricted CUSTOMER \_\_\_\_\_ ORDER # \_\_\_\_\_ PO # \_\_\_\_\_

PERFORMANCE BASED ON DESIGN CALCULATIONS. SUBJECT TO CHANGE WITHOUT NOTICE.

REV. 1