

Data sheet for three-phase Squirrel-Cage-Motors SIMOTICS

Motor type: SD200 NEMA Premium Next Generation **FS: 449TS - 4p - 250 hp -**

Client order no.	Item-No.	Offer no.
Order no.	Consignment no.	Project

Remarks

Electrical data **Class I Division 2 Gr. A, B, C or D T3 Class II**
Division 2 Gr. F or G T3C

U [V]	Δ/Y	f [Hz]	P [HP]	P [kW]	n [rpm]	I Load [Amps]					Nom. Eff Load [%]			Pwr. Factor Load [%]			Torque [lb-ft]	T _A /T _N LRT [%]	T _k /T _N BDT [%]
						4/4	3/4	1/2	0	LRC	4/4	3/4	2/4	4/4	3/4	2/4			
575	Δ	60	250.00	186.50	1,785	244	191.50	147.30	96.00	1460.0	96.2	96.5	96.6	80.0	76.0	65.8	735.0	220	280

Frame Type: 449TS	Type of constr.: (A) Foot Mounted Horizontal (IMB3)	Ins. Cl.: Standard Class H Insulation	Motor Prot.: A: No Winding Protection	NEMA Des.: B	S.F.: 1.15
Mtr. WT: 2,035		Temp. Rise Cl.: B	Amb. Temp.: + 40 to °C @1000 m	kVA: G	IP 55

Mechanical data

Sound level (SPL / SWL) at 60 Hz	83.0 dB(A) / 94.0 dB(A)	Thickener	Polyurea
Octave Band Center Frequencies Hertz	250 500 1000 2000 4000 8000 Hz	Safe Stall Time Hot	18 s
SPL@3	71.0 79.0 78.0 74.0 67.0 61.0 dB(A)	Safe Stall Time Cold	25 s
Moment of inertia	59.6 Lb-ft ²	Frame material	Cast iron
Ext Load Inertia Capability:	1020.0 Lb ft ²	Color, paint shade	RAL 7030
Bearings		Coating (paint finish)	Standard Alkyed + Epoxy (C2)
Bearing DE NDE	6315 Z C3 S0 6315 Z C3 S0	Ventilation Type	
Bearing_Type	Ball Bearing Ball Bearing	Method of cooling	TEFC
AFBMA:	75BC03JP3 75BC03JP3	Direction of rotation	Bi-Directional
Grease		Fan Material	Polypropylene ESD
Capacity	15 oz 15 oz	VFD	CT: 4:1 VT: 20:1
Grease Type:	Exxon Mobil EM	Space heaters	without
		Brake:	-/-

Terminal box

Lead Wire Connection	3 TERMINAL - Connection DELTA	Terminal box position	(1) LHS Mount - View From DE (F-1) - DE or Center of Motor
Voltage	L1 L1 L1 Connected together	Material of terminal box	Cast Iron
---	---	Cable entry	(1) 4" NPT
RUN	T1 T2 T3 --- Δ		

Notes:
 I_L/I_N = locked rotor current / current nominal
 M_L/M_N = locked rotor torque / torque nominal
 M_d/M_N = break down torque / nominal torque
 3) Value is valid only for DOL operation with motor design IC411
 2) at rated power / at full load

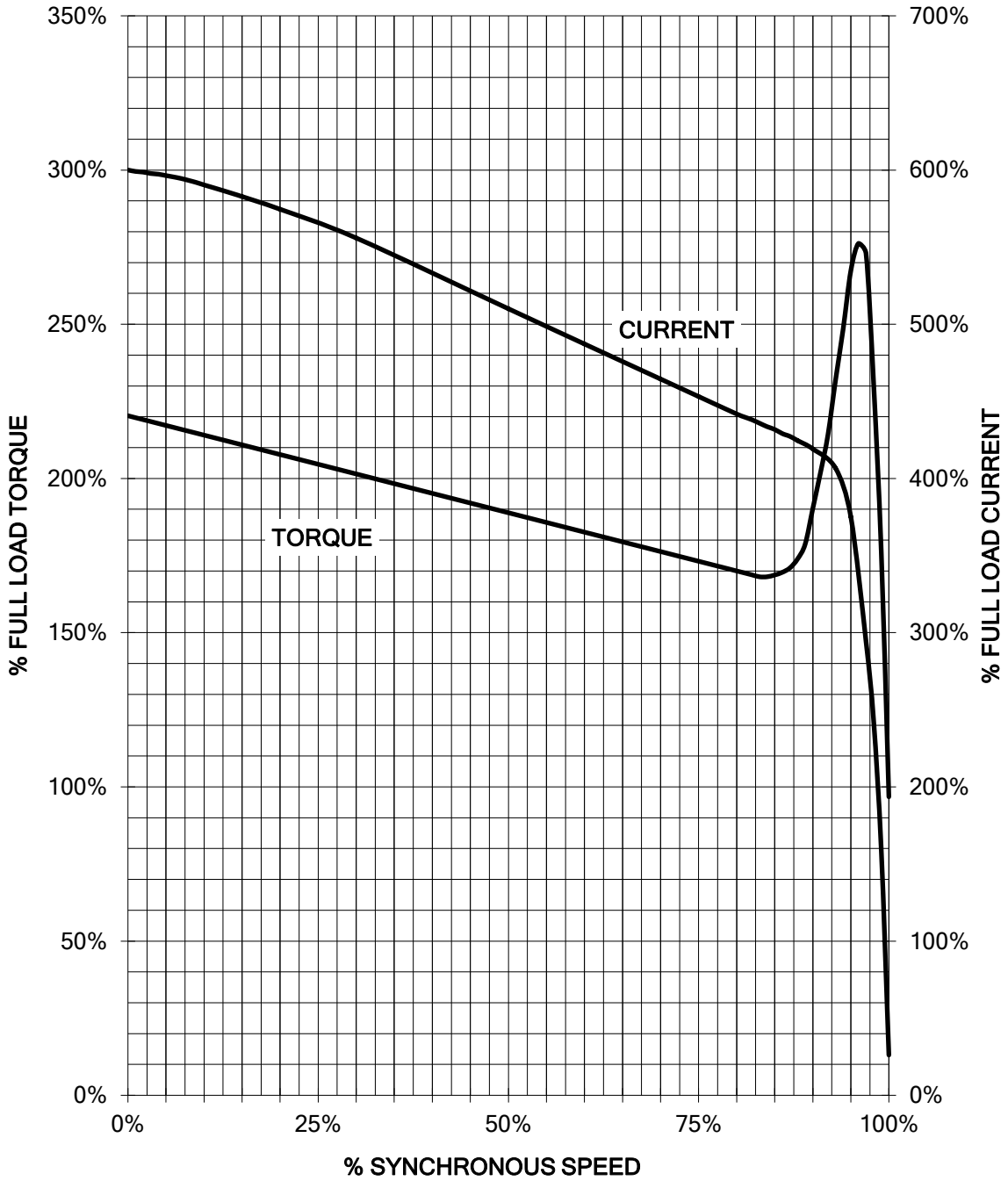
responsible dep.	technical reference	created by	approved by	<i>Technical data are subject to change! There may be discrepancies between software and customer interface</i>
DI MC LVM		DT Configurator		

	document type	document status	customer	
	datasheet	released		
	title	document number		
	1LE6321-4GB21-3AA1			
© Siemens AG 2022		rev.	creation date	language Page
		01	2022-04-09 01:12	en 1/1

SIEMENS INDUSTRY, INC.

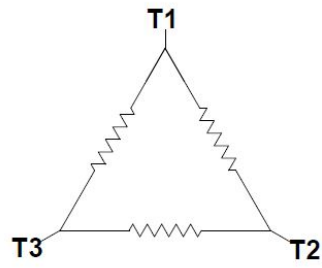
HP 250 VOLTS 460 RPM 1785 TYPE SD200
HZ 60 PHASE 3 FRAME 449T NEMA B

TORQUE & CURRENT VS. SPEED



Unrestricted CUSTOMER: _____ ORDER#: _____

Main terminal diagram

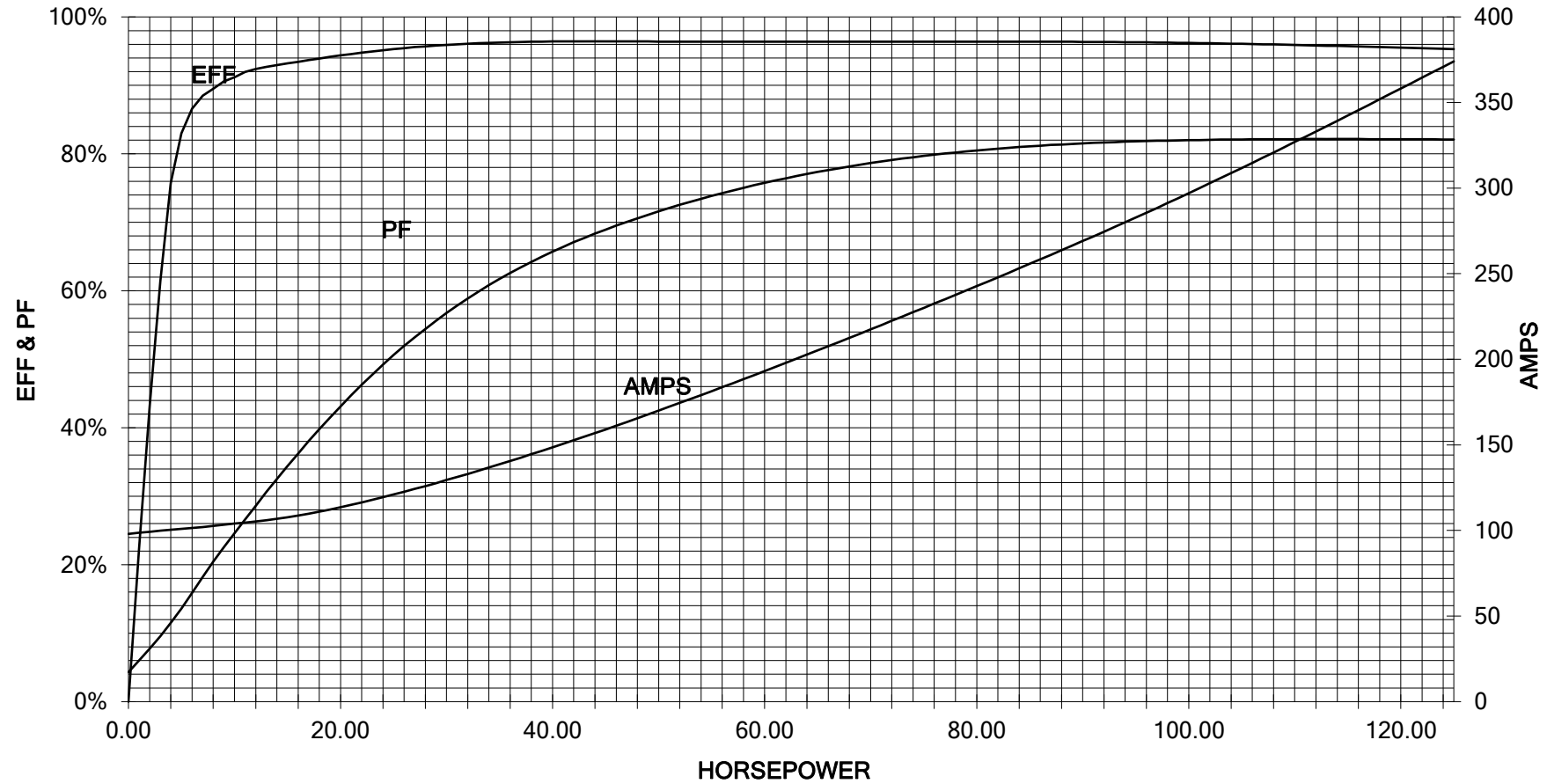


3 LEAD DELTA			
LINES			CONN.
L1	L2	L3	
T1	T2	T3	Δ

responsible dep. DI MC LVM	technical reference	created by	approved by	Project
SIEMENS	document type Wiring Diagram	document status free		customer
	title 1LE6321-4GB21-3AA1	document number		
© Siemens AG 2019		rev. 01	creation date 12/03/2019	language en
				Page 1/1

250 HP 1800 RPM 449T FRAME 460 VOLTS 3 PHASE NEMA DESIGN B

SIEMENS INDUSTRY, INC.
PERFORMANCE CURVE
SD200



Unrestricted CUSTOMER _____ ORDER # _____ PO # _____

PERFORMANCE BASED ON DESIGN CALCULATIONS. SUBJECT TO CHANGE WITHOUT NOTICE.

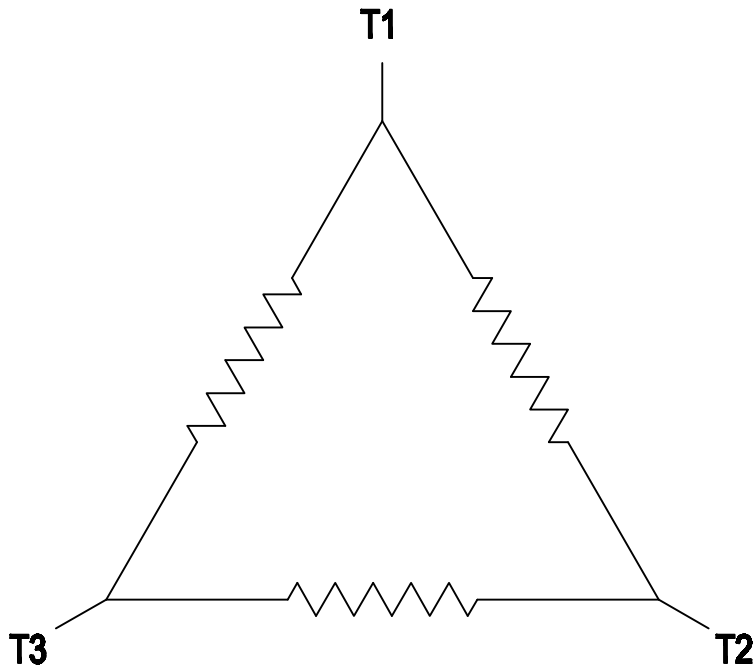
REV. 1

2

1

3 PHASE - 3 LEADS - DELTA

L1	L2	L3	CONN.
T1	T2	T3	△



B

B

A

A

THIS IS A CAD DRAWING
DO NOT MAKE MANUAL CHANGES

01 | 09-27-07

TYPE

-CONFIDENTIAL-

PROPERTY OF

Siemens Energy & Automation, Inc.
Industrial Motor Division - Little Rock, AR

FRAME

HP

NAME

WIRING DIAGRAM

VOLTS

RPM

HZ

PH

3

Customer

PO #

SO #

DRAWN	9.24.07	DATE	JRH
CHECKED		DATE	
APP		DATE	

SHEET
1 OF 1

Sim. To

PART NO.

51-382-114-504

A

2

1