

Data sheet for three-phase Squirrel-Cage-Motors SIMOTICS

Motor type: SD200 NEMA Premium Next Generation **FS: 5011S - 2p - 500 hp -**

Client order no.	Item-No.	Offer no.
Order no.	Consignment no.	Project

Remarks

Electrical data **Class I Division 2 Gr. A, B, C or D T3**

U [V]	Δ/Y	f [Hz]	P [HP]	P [kW]	n [rpm]	I Load [Amps]					Nom. Eff Load [%]			Pwr. Factor Load [%]			Torque [lb-ft]	T _A /T _N LRT [%]	T _k /T _N BDT [%]
						4/4	3/4	1/2	0	LRC	4/4	3/4	2/4	4/4	3/4	2/4			
460	$\Delta \Delta$	60	500.00	373.00	3,585	535	406.50	286.50	105.00	3625.0	96.5	96.4	96.0	90.8	89.6	85.1	732.5	190	230

Frame Type: 5011S	Type of constr.: (A) Foot Mounted Horizontal (IMB3)	Ins. Cl.: Standard Class H Insulation	Motor Prot.: A: No Winding Protection	NEMA Des.: B	S.F.: 1.15
Mtr. WT: 4,504		Temp. Rise Cl.: B	Amb. Temp.: + 40 to °C @1000 m	kVA: G	IP 55

Mechanical data


Sound level (SPL / SWL) at 60 Hz	82.0 dB(A) / 95.0 dB(A)							Thickener	Polyurea
Octave Band Center Frequencies Hertz								Safe Stall Time Hot	19 s
	250	500	1000	2000	4000	8000	Hz	Safe Stall Time Cold	24 s
SPL@3	79.0	74.0	73.0	72.0	72.0	67.0	dB(A)	Frame material	Cast iron
Moment of inertia	115.0 Lb-ft ²							Color, paint shade	RAL 7030
Ext Load Inertia Capability:	381.0 Lb ft ²							Coating (paint finish)	Standard Alkyed + Epoxy (C2)
Bearings								Ventilation Type	
Bearing DE NDE	6316 Z C3 S0			6316 Z C3 S0			Method of cooling	TEFC	
Bearing_Type	Ball Bearing			Ball Bearing			Direction of rotation	Bi-Directional	
AFBMA:	80BC03JP3			80BC03JP3			Fan Material	Polypropylene ESD	
Grease								VFD	CT: 4:1 VT: 20:1
Capacity	9 oz			9 oz			Space heaters	without	
Grease Type:	Exxon Mobil EM							Brake:	-/-

Terminal box

Lead Wire Connection	12 TERMINAL - Connection DELTA					Terminal box position	(1) LHS Mount - View From DE (F-1) - DE or Center of Motor
Voltage	L1	L1	L1	Connected together		Material of terminal box	Cast Iron
----	----	----	----	---	-	Cable entry	(1) 5" NPT
RUN	T12-T7-T6-T1	T10-T8-T4-T2	T11-T9-T5-T13	----	$\Delta \Delta$		

Notes:
 I_L/I_N = locked rotor current / current nominal
 M_L/M_N = locked rotor torque / torque nominal
 M_d/M_N = break down torque / nominal torque
 3) Value is valid only for DOL operation with motor design IC411
 2) at rated power / at full load

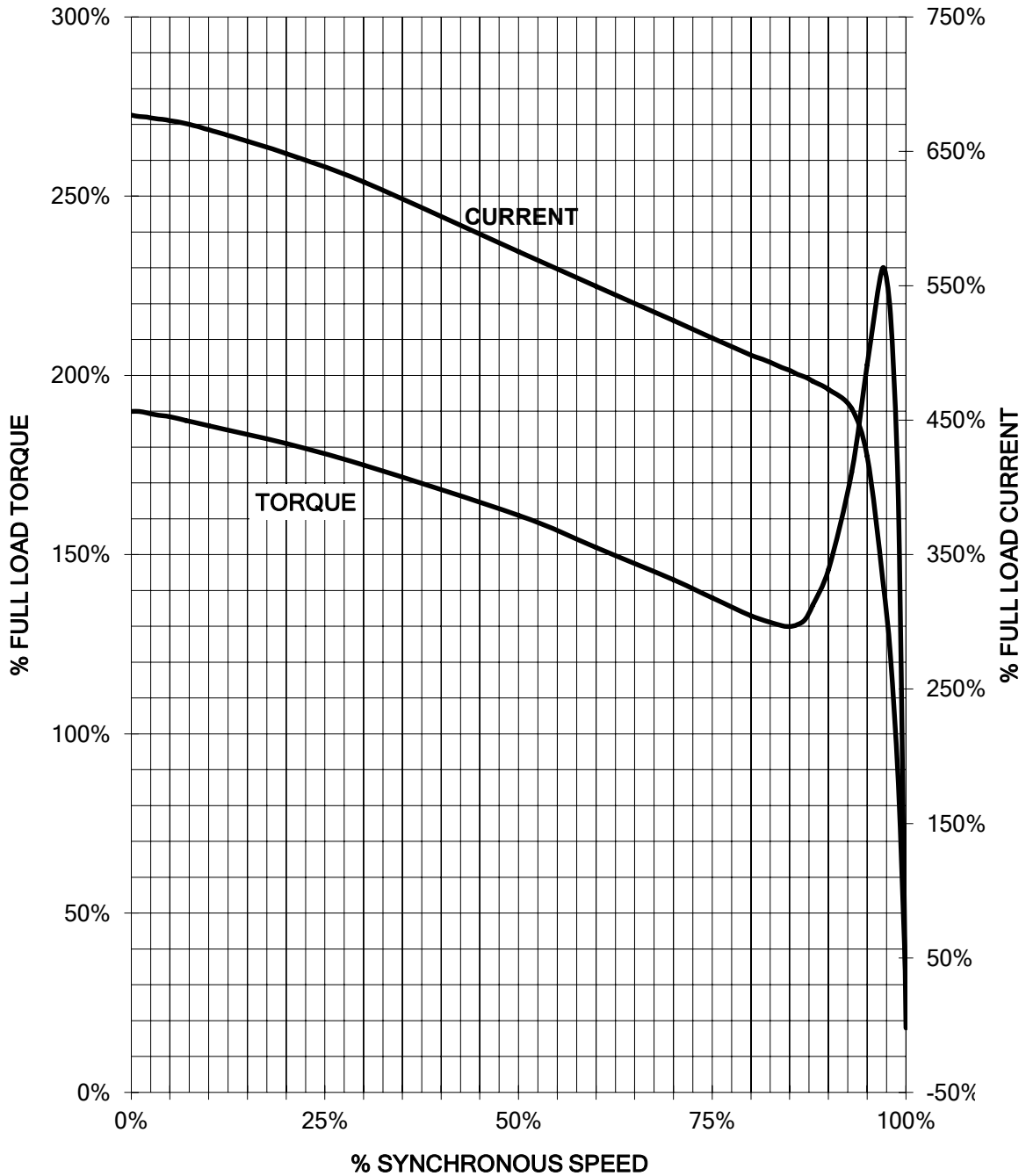
responsible dep. DI MC LVM	technical reference	created by DT Configurator	approved by	<i>Technical data are subject to change! There may be discrepancies between software and hardware versions.</i>
-------------------------------	---------------------	-------------------------------	-------------	---

	document type datasheet	document status released	customer	
	title 1LE6321-5EA81-2AA1	document number		
© Siemens AG 2022	rev. 01	creation date 2022-04-08 01:16	language en	Page 1/1

SIEMENS INDUSTRY, INC.

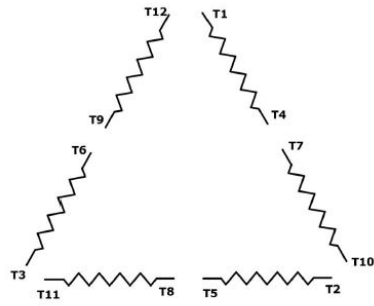
HP 500 VOLTS 460 RPM 3585 TYPE SD200
HZ 60 PHASE 3 FRAME 5011S NEMA B

TORQUE & CURRENT VS. SPEED



Unrestricted CUSTOMER: _____ ORDER#: _____

Main terminal diagram



12 LEAD DELTA		
LINES	CONNECT TOGETHER	CONN.
L1	T12 - T7 - T6 - T1	ΔΔ
L2	T10 - T8 - T4 - T2	
L2	T11 - T9 - T5 - T3	

responsible dep. DI MC LVM	technical reference	created by	approved by	Project
SIEMENS	document type Wiring Diagram	document status free		customer
	title 1LE6321-5EA81-2AA1	document number		
© Siemens AG 2019		rev. 01	creation date 12/03/2019	language en
				Page 1/1