

Data sheet for three-phase Squirrel-Cage-Motors SIMOTICS

Motor type: SD200 NEMA Premium Next Generation **FS: 5013S - 4p - 700 hp -**

Client order no.	Item-No.	Offer no.
Order no.	Consignment no.	Project
Remarks		

Electrical data **Class I Division 2 Gr. A, B, C or D T2D**

U [V]	Δ/Y	f [Hz]	P [HP]	P [kW]	n [rpm]	I Load [Amps]					Nom. Eff Load [%]			Pwr. Factor Load [%]			Torque [lb-ft]	T _A /T _N LRT [%]	T _k /T _N BDT [%]
						4/4	3/4	1/2	0	LRC	4/4	3/4	2/4	4/4	3/4	2/4			
460	$\Delta \Delta$	60	700.00	522.20	1,790	830	590.10	414.80	305.00	5395.0	96.7	97.2	97.3	81.7	85.7	81.2	2056.3	230	250
Frame Type: 5013S		Type of constr.: (A) Foot Mounted Horizontal (IMB3)			Ins. Cl.: Standard Class H Insulation		Motor Prot.: K: Stator RTD's, 2 Per Phase			NEMA Des.: -/-		S.F.: 1.15							
Mtr. WT: 5,592					Temp. Rise Cl.: B		Amb. Temp.: + 40 to °C @1000 m			kVA: G		IP 55							


Mechanical data

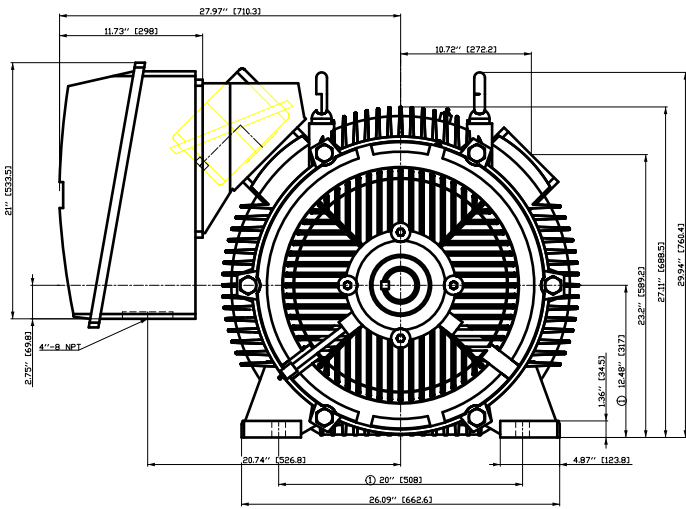
Sound level (SPL / SWL) at 60 Hz	85.0 dB(A) / 98.0 dB(A)	Thickener	Polyurea
Octave Band Center Frequencies Hertz		Safe Stall Time Hot	18 s
250	500	1000	2000
4000	8000	Hz	
SPL@3	80.0	78.0	75.0
	71.0	66.0	63.0
Moment of inertia	217.0 Lb-ft ²	Frame material	Cast iron
Ext Load Inertia Capability:	2514.0 Lb ft ²	Color, paint shade	RAL 7030
Bearings		Coating (paint finish)	Standard Alkyed + Epoxy (C2)
Bearing DE NDE	6322 Z C3 S0	6322 Z C3 S0	Ventilation Type
Bearing_Type	Ball Bearing	Ball Bearing	Method of cooling
AFBMA:	110BC03JP3	110BC03JP3	Direction of rotation
Grease			Fan Material
Capacity	17 oz	17 oz	VFD
Grease Type:	Exxon Mobil EM		Space heaters
			Brake:

Terminal box

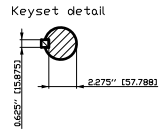
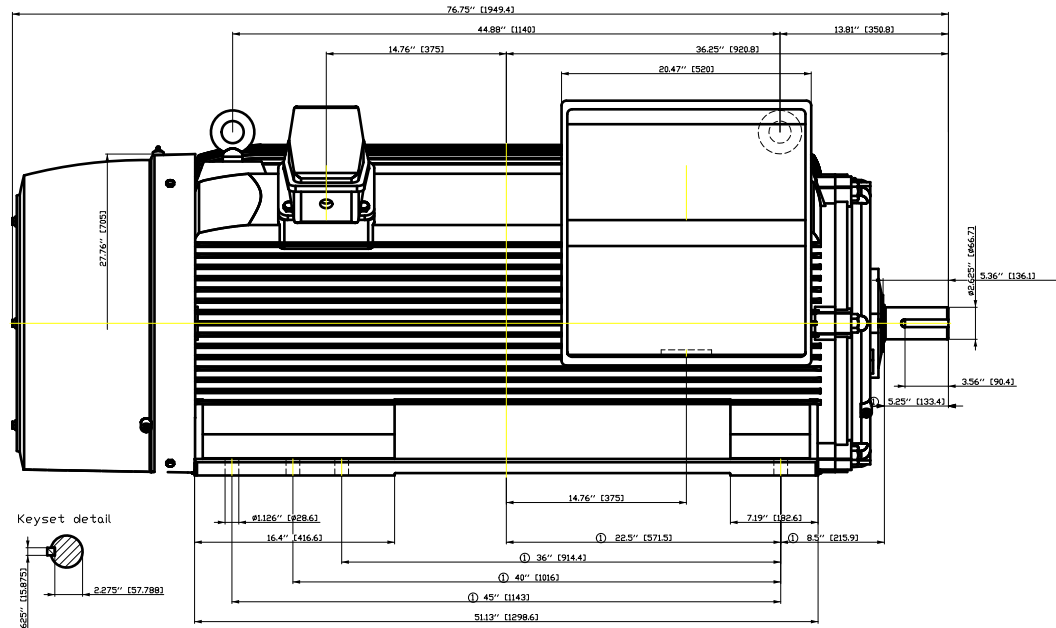
Lead Wire Connection	12 TERMINAL - Connection DELTA	Terminal box position	(1) LHS Mount - View From DE (F-1) - DE or Center of Motor
Voltage	L1 L1 L1 Connected together	Material of terminal box	Cast Iron
---	---	Cable entry	(1) 5" NPT
RUN	T12-T7-T6-T1 T10-T8-T4-T2 T11-T9-T5-T13		$\Delta \Delta$

Notes:
 I_L/I_N = locked rotor current / current nominal
 M_L/M_N = locked rotor torque / torque nominal
 M_d/M_N = break down torque / nominal torque
 3) Value is valid only for DOL operation with motor design IC411
 2) at rated power / at full load

responsible dep.	technical reference	created by	approved by	<i>Technical data are subject to change! There may be discrepancies between software and hardware versions</i>	
DI MC LVM		DT Configurator			
	document type	document status		customer	
	datasheet	released			
	title	document number			
	1LE6321-5FB71-2AK1				
© Siemens AG 2022		rev.	creation date	language	Page
		01	2022-04-08 01:25	en	1/1



① Tolerances according to NEMA std.
All dimensions corresponding to assemblies and castings shall have a tolerance as per ISO 8062-3 DCTG 12.

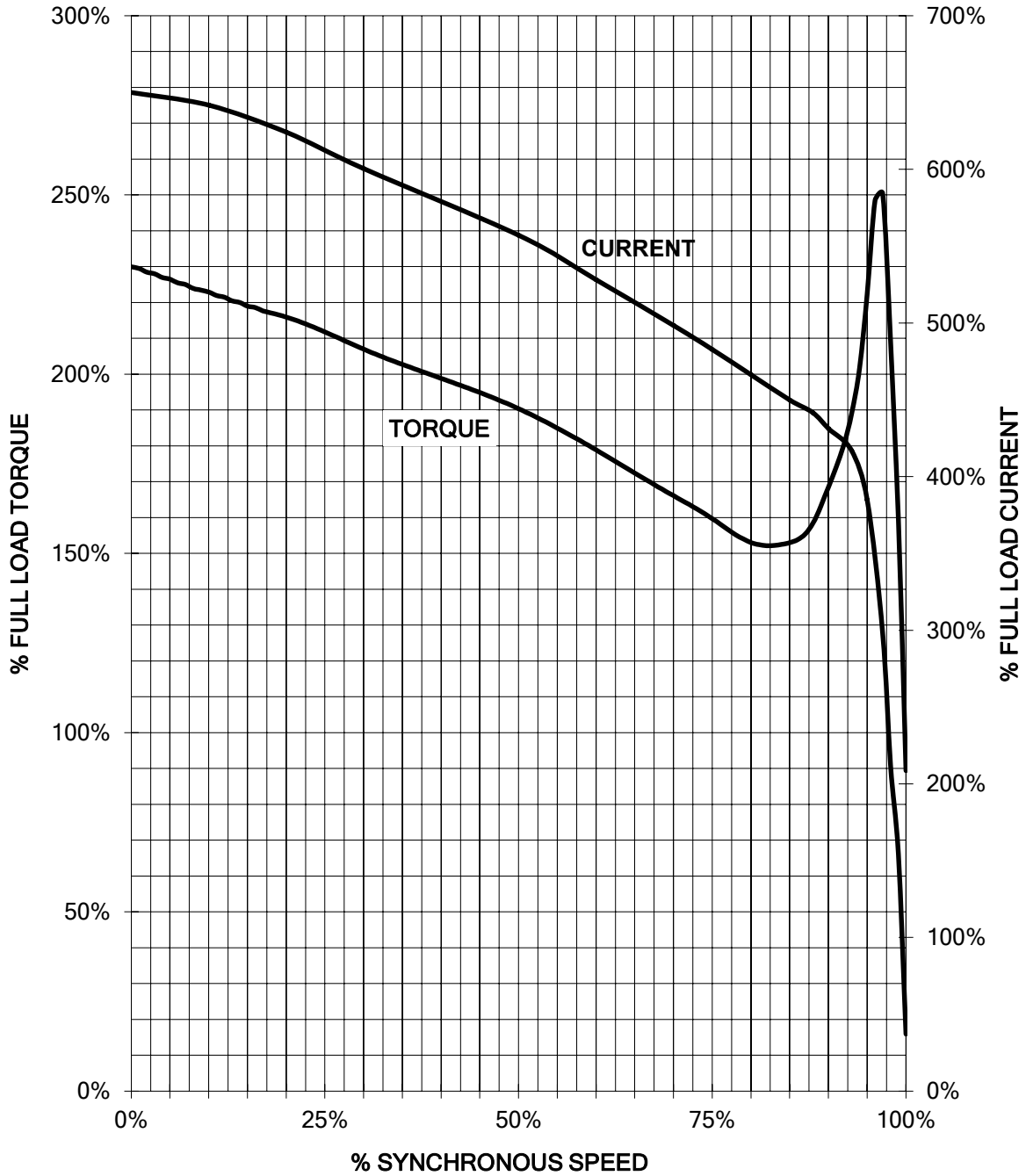


Tolerance	Surface	Material	Weight E	Scale 1:1
F501 HGFE 01 F60SF	Author	ÖS Tae: ^@~}*		
E	Creator			
	Approval			
	Department			
	Change Order	MFB	Doc Type	/
SIEMENS	Doc State	I 000G	Item No	Paper Size
	Revision	Index RS	Doc No	1st Language ^}
	Project No	E	Ref No	2nd Language a^
© Siemens AG 2018				Sheet F of F

SIEMENS INDUSTRY, INC.

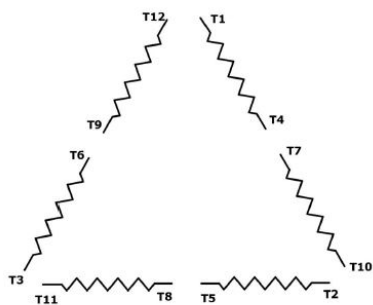
HP 700 VOLTS 460 RPM 1790 TYPE SD200
HZ 60 PHASE 3 FRAME 5013 NEMA _____

TORQUE & CURRENT VS. SPEED



Unrestricted CUSTOMER: _____ ORDER#: _____

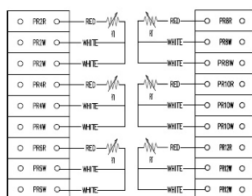
Main terminal diagram



12 LEAD DELTA		
LINES	CONNECT TOGETHER	CONN.
L1	T12 - T7 - T6 - T1	ΔΔ
L2	T10 - T8 - T4 - T2	
L2	T11 - T9 - T5 - T3	

Motor protection

3 WIRE STATOR RTDs



responsible dep.
DI MC LVM

technical reference

created by

approved by

Project

SIEMENS

document type
Wiring Diagram

title
1LE6321-5FB71-2AK1

document status
free

document number

customer