

# Data sheet for three-phase Squirrel-Cage-Motors SIMOTICS

**Motor type:** SD200 NEMA Premium 841 **FS: 445T - 4p - 150 hp -**

Client order no.	Item-No.	Offer no.
Order no.	Consignment no.	Project
Remarks		

**Electrical data** **Class I Division 2 Gr. A, B, C or D T3 Class II**  
**Division 2 Gr. F or G T3C**

U [V]	$\Delta/Y$	f [Hz]	P [HP]	P [kW]	n [rpm]	I Load [Amps]					Nom. Eff Load [%]			Pwr. Factor Load [%]			Torque [lb-ft]	T <sub>A</sub> /T <sub>N</sub> LRT [%]	T <sub>k</sub> /T <sub>N</sub> BDT [%]
						4/4	3/4	1/2	0	LRC	4/4	3/4	2/4	4/4	3/4	2/4			
460	$\Delta$	60	150.00	111.90	1,785	187	148.60	115.60	79.00	1085.0	96.2	96.3	96.3	78.0	73.6	63.1	440.0	230	290

Frame Type: 445T	Type of constr.: (A) Foot Mounted Horizontal (IMB3)	Ins. Cl.: Standard Class H Insulation	Motor Prot.: A: No Winding Protection	NEMA Des.: B	S.F.: 1.15
Mtr. WT: 1,568		Temp. Rise Cl.: B	Amb. Temp.: + 40 to °C @1000 m	kVA: G	IP 55

**Mechanical data**

Sound level (SPL / SWL) at 60 Hz	77.0 dB(A) / 88.0 dB(A)		Thickener	Polyurea					
Octave Band Center Frequencies Hertz			Safe Stall Time Hot	25 s					
	250	500	1000	2000	4000	8000	Hz	Safe Stall Time Cold	30 s
SPL@3	63.0	70.0	73.0	70.0	62.0	55.0	dB(A)	Frame material	Cast iron
Moment of inertia	41.2 Lb-ft <sup>2</sup>		Color, paint shade	RAL 7030					
Ext Load Inertia Capability:	640.0 Lb ft <sup>2</sup>		Coating (paint finish)	Standard Alkyed + Epoxy (C2)					
<b>Bearings</b>			<b>Ventilation Type</b>						
Bearing DE   NDE	6320 Z C3 S0		6315 Z C3 S0	Method of cooling	TEFC				
Bearing_Type	Ball Bearing		Ball Bearing	Direction of rotation	Bi-Directional				
AFBMA:	100BC03JP3		75BC03JP3	Fan Material	Polypropylene ESD				
<b>Grease</b>			VFD	CT: 4:1 VT: 20:1					
Capacity	15 oz		15 oz	Space heaters	without				
Grease Type:	Exxon Mobil EM		Brake:	-/-					

**Terminal box**

Lead Wire Connection	3 TERMINAL - Connection DELTA				Terminal box position	(1) LHS Mount - View From DE (F-1) - DE or Center of Motor
Voltage	L1	L1	L1	Connected together	Material of terminal box	Cast Iron
---	---	---	---	---	Cable entry	(1) 3" NPT
RUN	T1	T2	T3	---		

**Notes:**

I<sub>L</sub>/I<sub>N</sub> = locked rotor current / current nominal  
M<sub>L</sub>/M<sub>N</sub> = locked rotor torque / torque nominal  
M<sub>d</sub>/M<sub>N</sub> = break down torque / nominal torque

3) Value is valid only for DOL operation with motor design IC411  
2) at rated power / at full load

responsible dep.	technical reference	created by	approved by	<i>Technical data are subject to change! There may be discrepancies between software and hardware versions</i>
DI MC LVM		DT Configurator		

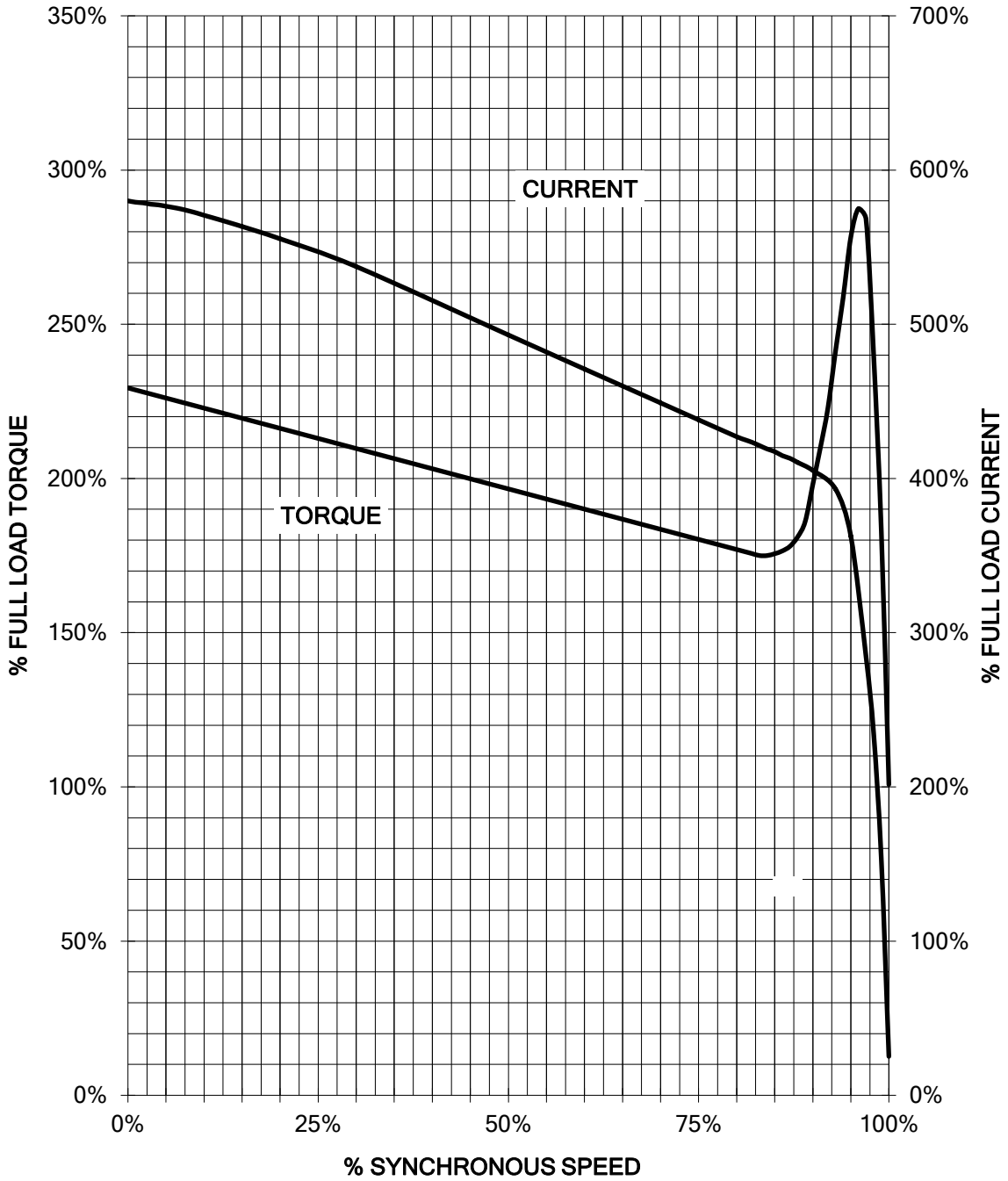
	document type	document status	customer	
	datasheet	released		
	title	document number		
	1LE6322-4BB21-2AA1			
© Siemens AG 2022		rev.	creation date	language Page
		01	2022-04-09 01:26	en 1/1



# SIEMENS INDUSTRY, INC.

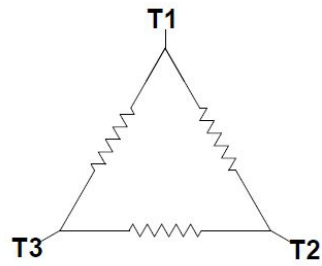
HP 150    VOLTS 460    RPM 1785    TYPE SD200  
HZ 60    PHASE 3    FRAME 445T    NEMA B

## TORQUE & CURRENT VS. SPEED




Unrestricted CUSTOMER: \_\_\_\_\_ ORDER#: \_\_\_\_\_

Main terminal diagram

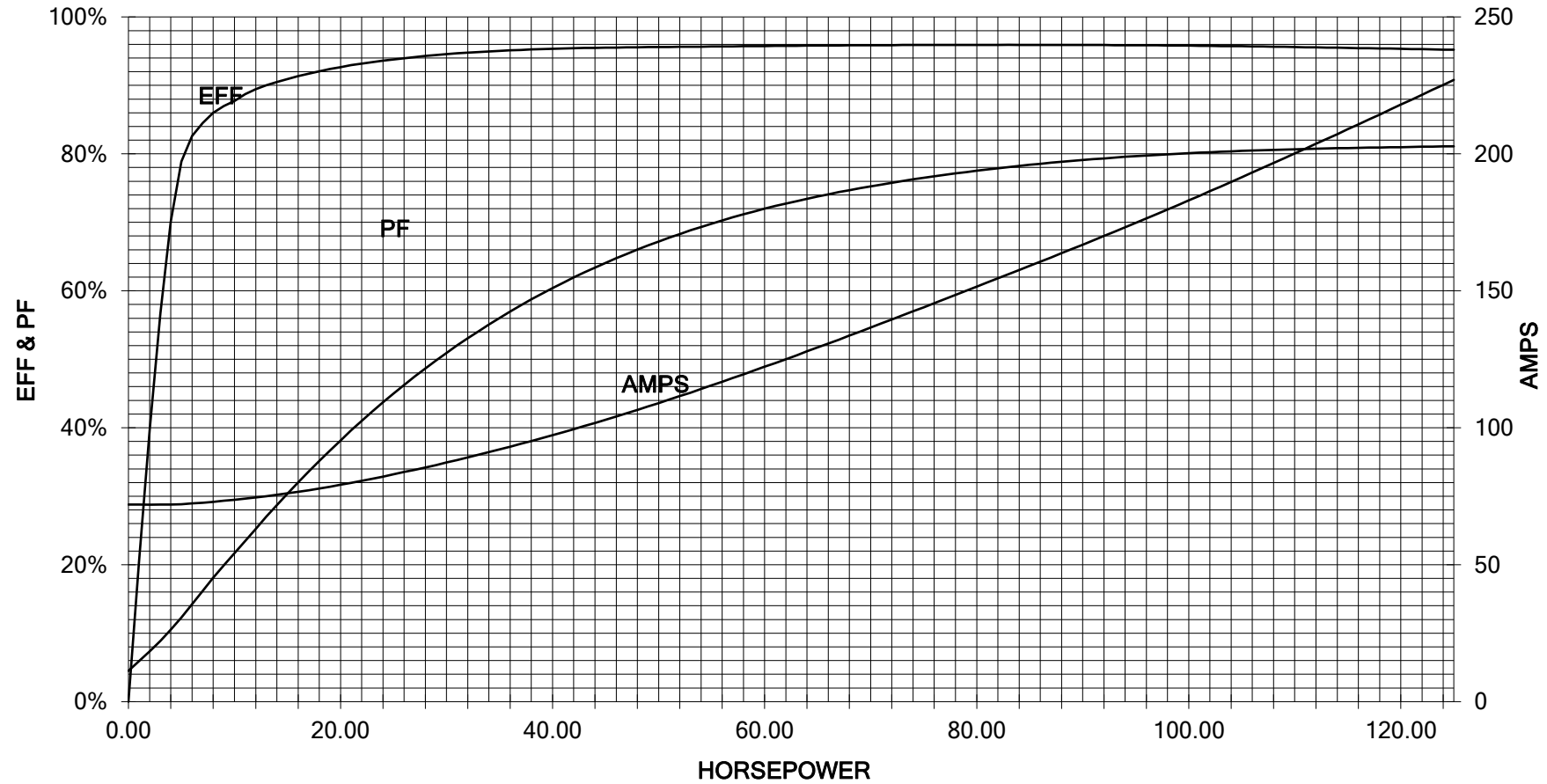


3 LEAD DELTA			
LINES			CONN.
L1	L2	L3	
T1	T2	T3	Δ

responsible dep. DI MC LVM	technical reference	created by	approved by	Project		
	document type Wiring Diagram		document status free		customer	
	title 1LE6322-4BB21-2AA1		document number			
© Siemens AG 2019			rev. 01	creation date 12/03/2019	language en	Page 1/1

150 HP 1800 RPM 445T FRAME 460 VOLTS 3 PHASE NEMA DESIGN B

SIEMENS INDUSTRY, INC.  
PERFORMANCE CURVE  
SD200



Unrestricted CUSTOMER \_\_\_\_\_ ORDER # \_\_\_\_\_ PO # \_\_\_\_\_

PERFORMANCE BASED ON DESIGN CALCULATIONS. SUBJECT TO CHANGE WITHOUT NOTICE.

REV. 1

2

1

### 3 PHASE - 3 LEADS - DELTA

L1	L2	L3	CONN.
T1	T2	T3	△



B

B

A

A

THIS IS A CAD DRAWING  
DO NOT MAKE MANUAL CHANGES

01 | 09-27-07

TYPE

-CONFIDENTIAL-

PROPERTY OF

Siemens Energy & Automation, Inc.  
Industrial Motor Division - Little Rock, AR

FRAME

HP

NAME

WIRING DIAGRAM

VOLTS

RPM

HZ

PH

3

Customer

DRAWN 9.24.07

DATE JRH

CHECKED

DATE

APP

DATE

SHEET

1 OF 1

Sim. To

PART NO.

51-382-114-504

A

2

1