

Data sheet for three-phase Squirrel-Cage-Motors SIMOTICS

Motor type: SD200 NEMA Premium 841 FS: 447T - 4p - 200 hp -

Client order no.	Item-No.	Offer no.
Order no.	Consignment no.	Project
Remarks		

Electrical data **Class I Division 2 Gr. A, B, C or D T3 Class II**
Division 2 Gr. F or G T3C

U [V]	Δ/Y	f [Hz]	P [HP]	P [kW]	n [rpm]	I Load [Amps]					Nom. Eff Load [%]			Pwr. Factor Load [%]			Torque [lb-ft]	T _A /T _N LRT [%]	T _k /T _N BDT [%]
						4/4	3/4	1/2	0	LRC	4/4	3/4	2/4	4/4	3/4	2/4			
575	Δ	60	200.00	149.20	1,785	197.6	155.80	119.70	80.00	1160.0	96.2	96.3	96.3	79.0	74.9	65.0	587.0	220	280
Frame Type: 447T		Type of constr.: (A) Foot Mounted Horizontal (IMB3)				Ins. Cl.: Standard Class H Insulation		Motor Prot.: A: No Winding Protection			NEMA Des.: B		S.F.: 1.15						
Mtr. WT: 1,758						Temp. Rise Cl.: B		Amb. Temp.: + 40 to °C @1000 m			kVA: G		IP 55						

Mechanical data


Sound level (SPL / SWL) at 60 Hz	77.0 dB(A) / 89.0 dB(A)		Thickener	Polyurea					
Octave Band Center Frequencies Hertz			Safe Stall Time Hot	18 s					
	250	500	1000	2000	4000	8000	Hz	Safe Stall Time Cold	25 s
SPL@3	65.0	73.0	73.0	70.0	62.0	55.0	dB(A)	Frame material	Cast iron
Moment of inertia	47.2 Lb-ft ²		Color, paint shade	RAL 7030					
Ext Load Inertia Capability:	831.0 Lb ft ²		Coating (paint finish)	Standard Alkyed + Epoxy (C2)					
Bearings			Ventilation Type						
Bearing DE NDE	6320 Z C3 S0		6315 Z C3 S0						
Bearing_Type	Ball Bearing		Ball Bearing						
AFBMA:	100BC03JP3		75BC03JP3						
Grease			Method of cooling						
Capacity	15 oz		15 oz						
Grease Type:	Exxon Mobil EM		Direction of rotation						
			Bi-Directional						
			Fan Material						
			Polypropylene ESD						
			VFD						
			CT: 4:1 VT: 20:1						
			Space heaters						
			without						
			Brake:						
			-/-						

Terminal box

Lead Wire Connection	3 TERMINAL - Connection DELTA				Terminal box position	(1) LHS Mount - View From DE (F-1) - DE or Center of Motor
Voltage	L1	L1	L1	Connected together	Material of terminal box	Cast Iron
---	---	---	---	---	Cable entry	(1) 3" NPT
RUN	T1	T2	T3	---		

Notes:

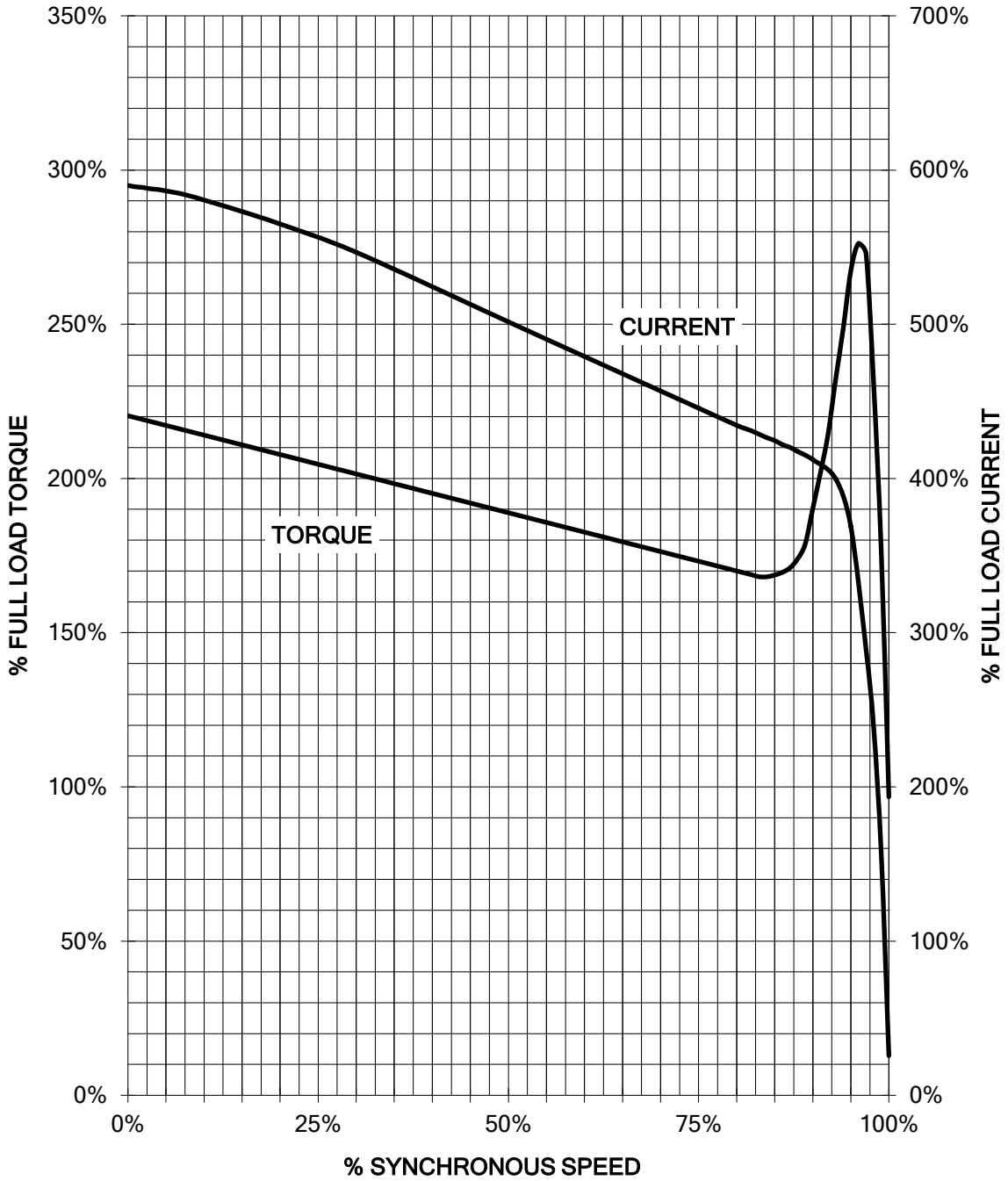
I_L/I_N = locked rotor current / current nominal
M_L/M_N = locked rotor torque / torque nominal
M_k/M_N = break down torque / nominal torque
3) Value is valid only for DOL operation with motor design IC411
2) at rated power / at full load

responsible dep. DI MC LVM	technical reference	created by DT Configurator	approved by	<i>Technical data are subject to change! There may be discrepancies between software and hardware versions</i>	
	document type datasheet	document status released	customer		
	title 1LE6322-4CB11-3AA1	document number			
© Siemens AG 2022	rev. 01	creation date 2022-04-09 01:28	language en	Page 1/1	

SIEMENS INDUSTRY, INC.

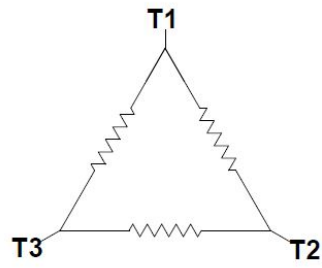
HP 200 VOLTS 460 RPM 1785 TYPE SD200
HZ 60 PHASE 3 FRAME 447T NEMA B

TORQUE & CURRENT VS. SPEED




Unrestricted CUSTOMER: _____ ORDER#: _____

Main terminal diagram

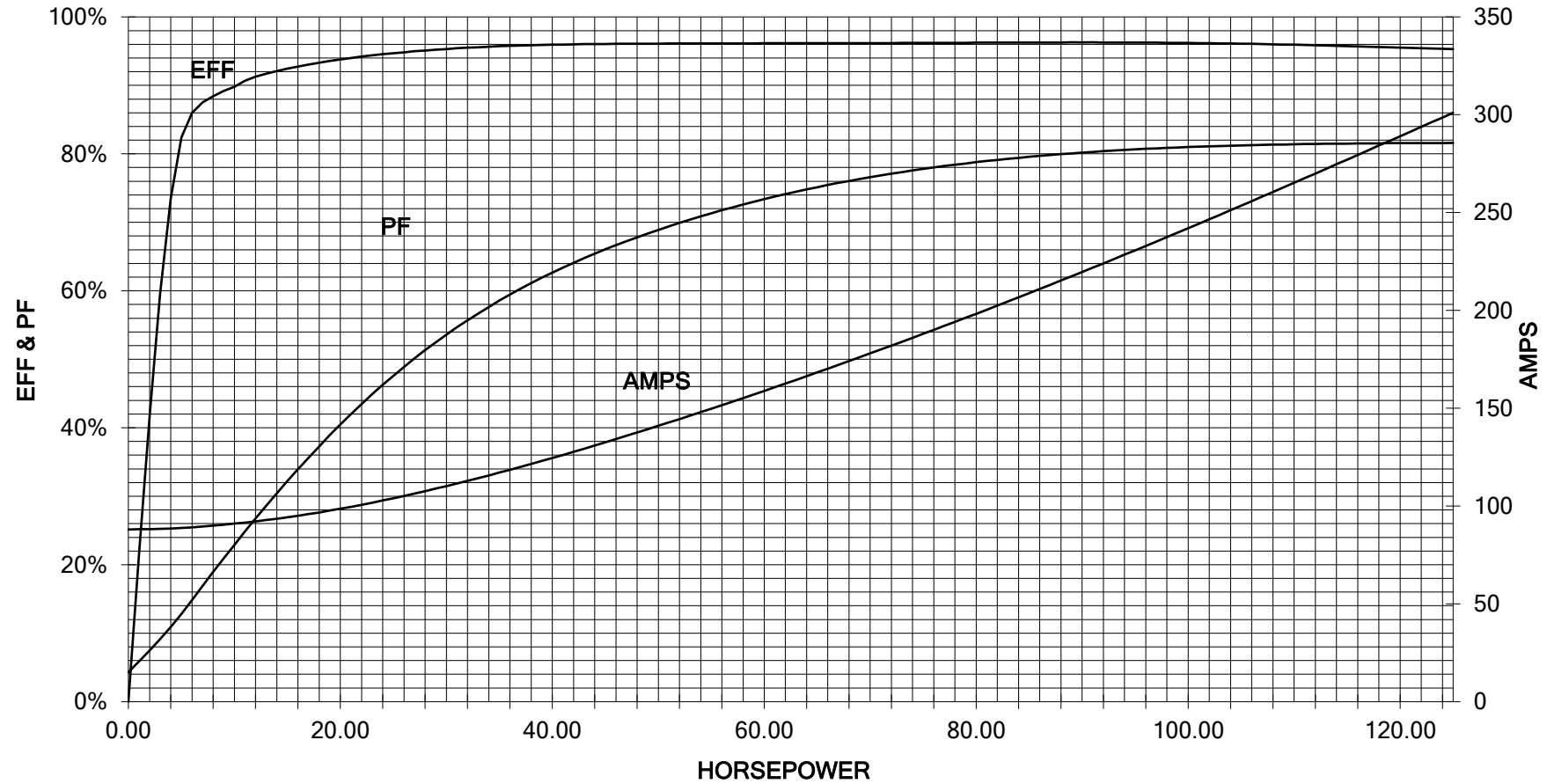


3 LEAD DELTA			
LINES			CONN.
L1	L2	L3	
T1	T2	T3	Δ

responsible dep. DI MC LVM	technical reference	created by	approved by	Project	
	document type Wiring Diagram		document status free		customer
	title 1LE6322-4CB11-3AA1		document number		
© Siemens AG 2019			rev. 01	creation date 12/03/2019	language en
				Page	1/1

200 HP 1800 RPM 447T FRAME 460 VOLTS 3 PHASE NEMA DESIGN B

SIEMENS INDUSTRY, INC.
PERFORMANCE CURVE
SD200



Unrestricted CUSTOMER _____ ORDER # _____ PO # _____

PERFORMANCE BASED ON DESIGN CALCULATIONS. SUBJECT TO CHANGE WITHOUT NOTICE.

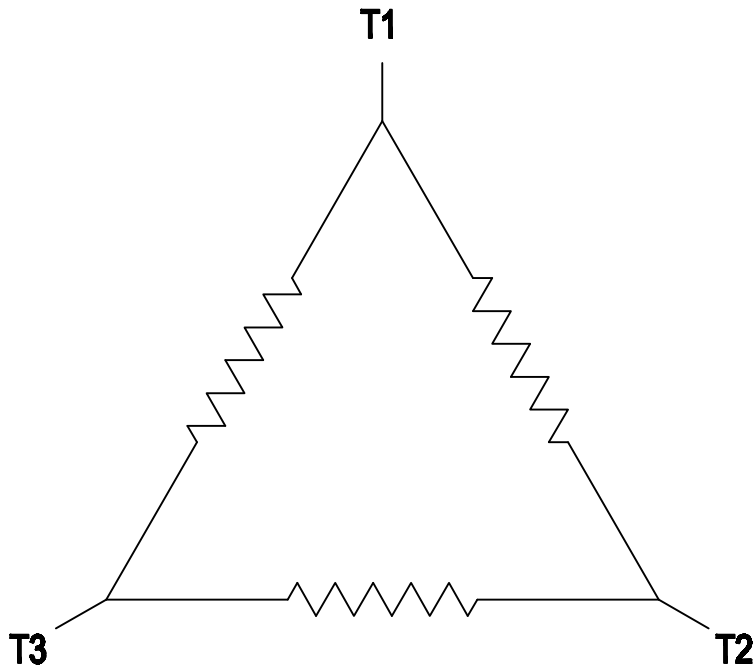
REV. 1

2

1

3 PHASE - 3 LEADS - DELTA

L1	L2	L3	CONN.
T1	T2	T3	△



B

B

A

A

THIS IS A CAD DRAWING
DO NOT MAKE MANUAL CHANGES

01 | 09-27-07

TYPE

-CONFIDENTIAL-

PROPERTY OF

Siemens Energy & Automation, Inc.
Industrial Motor Division - Little Rock, AR

FRAME

HP

NAME

WIRING DIAGRAM

VOLTS

RPM

HZ

PH

3

Customer

DRAWN 9.24.07

DATE JRH

CHECKED

DATE

APP

DATE

SHEET

1 OF 1

Sim. To

PART NO.

51-382-114-504

A

2

1