

Data sheet for three-phase Squirrel-Cage-Motors SIMOTICS

Motor type: **SD200 NEMA Premium 841** FS: L449T - 4p - 400 hp -

Client order no.	Item-No.	Offer no.
Order no.	Consignment no.	Project
Remarks		

Electrical data **Class I Division 2 Gr. A, B, C or D T2D Class II**
Division 2 Gr. F or G T3C

U [V]	Δ/Y	f [Hz]	P [HP]	P [kW]	n [rpm]	I Load [Amps]					Nom. Eff Load [%]			Pwr. Factor Load [%]			Torque [lb-ft]	T _A /T _N LRT [%]	T _k /T _N BDT [%]
						4/4	3/4	1/2	0	LRC	4/4	3/4	2/4	4/4	3/4	2/4			
575	Δ	60	400.00	298.40	1,785	389.6	306.60	235.60	146.40	2320.0	96.2	96.3	96.2	80.0	76.1	66.1	1179.0	235	235
Frame Type: L449T		Type of constr.: (A) Foot Mounted Horizontal (IMB3)				Ins. Cl.: Standard Class H Insulation		Motor Prot.: A: No Winding Protection			NEMA Des.: B		S.F.: 1.15						
Mtr. WT: 2,670						Temp. Rise Cl.: B		Amb. Temp.: + 40 to °C @1000 m			kVA: G		IP 55						

Mechanical data

Sound level (SPL / SWL) at 60 Hz	84.0 dB(A) / 96.0 dB(A)	Thickener	Polyurea						
Octave Band Center Frequencies Hertz		Safe Stall Time Hot	21 s						
250	500	1000	2000	4000	8000	Hz	Safe Stall Time Cold	26 s	
SPL@3	72.0	79.0	80.0	76.0	66.0	58.0	dB(A)	Frame material	Cast iron
Moment of inertia	81.6 Lb-ft ²	Color, paint shade	RAL 7030						
Ext Load Inertia Capability:	1550.0 Lb ft ²	Coating (paint finish)	Standard Alkyed + Epoxy (C2)						
Bearings		Ventilation Type							
Bearing DE NDE	6320 Z C3 S0	6315 Z C3 S0	Method of cooling	TEFC					
Bearing_Type	Ball Bearing	Ball Bearing	Direction of rotation	Bi-Directional					
AFBMA:	100BC03JP3	75BC03JP3	Fan Material	Polypropylene ESD					
Grease		VFD	CT: 4:1 VT: 20:1						
Capacity	15 oz	15 oz	Space heaters	without					
Grease Type:	Exxon Mobil EM		Brake:	-/-					


Terminal box

Lead Wire Connection	3 TERMINAL - Connection DELTA				Terminal box position	(1) LHS Mount - View From DE (F-1) - DE or Center of Motor
Voltage	L1	L1	L1	Connected together	Material of terminal box	Cast Iron
---	---	---	---	---	Cable entry	(1) 4" NPT
RUN	T1	T2	T3	---		

Notes:

I_L/I_N = locked rotor current / current nominal
M_L/M_N = locked rotor torque / torque nominal
M_B/M_N = break down torque / nominal torque

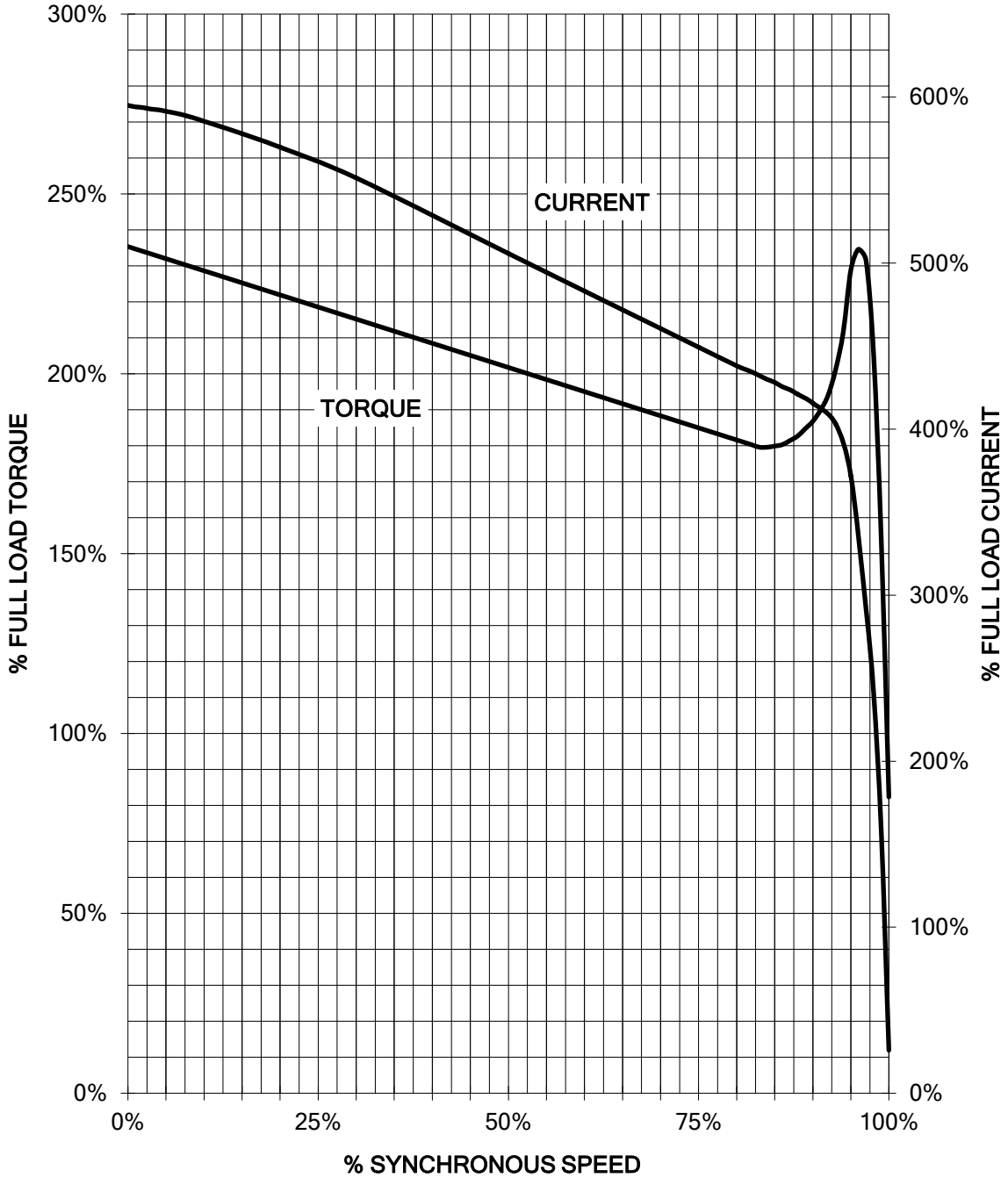
3) Value is valid only for DOL operation with motor design IC411
2) at rated power / at full load

responsible dep.	technical reference	created by	approved by	<i>Technical data are subject to change! There may be discrepancies between software and customer interface</i>			
DI MC LVM		DT Configurator					
	document type	document status		customer			
	datasheet	released					
	title	document number					
	1LE6322-4DB21-3AA1						
© Siemens AG 2022	rev.	creation date	language	Page			
	01	2022-04-09 01:32	en	1/1			

SIEMENS INDUSTRY, INC.

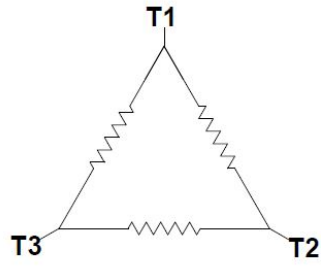
HP 400 VOLTS 460 RPM 1785 TYPE SD200
HZ 60 PHASE 3 FRAME 449T NEMA B

TORQUE & CURRENT VS. SPEED




Unrestricted CUSTOMER: _____ ORDER#: _____

Main terminal diagram

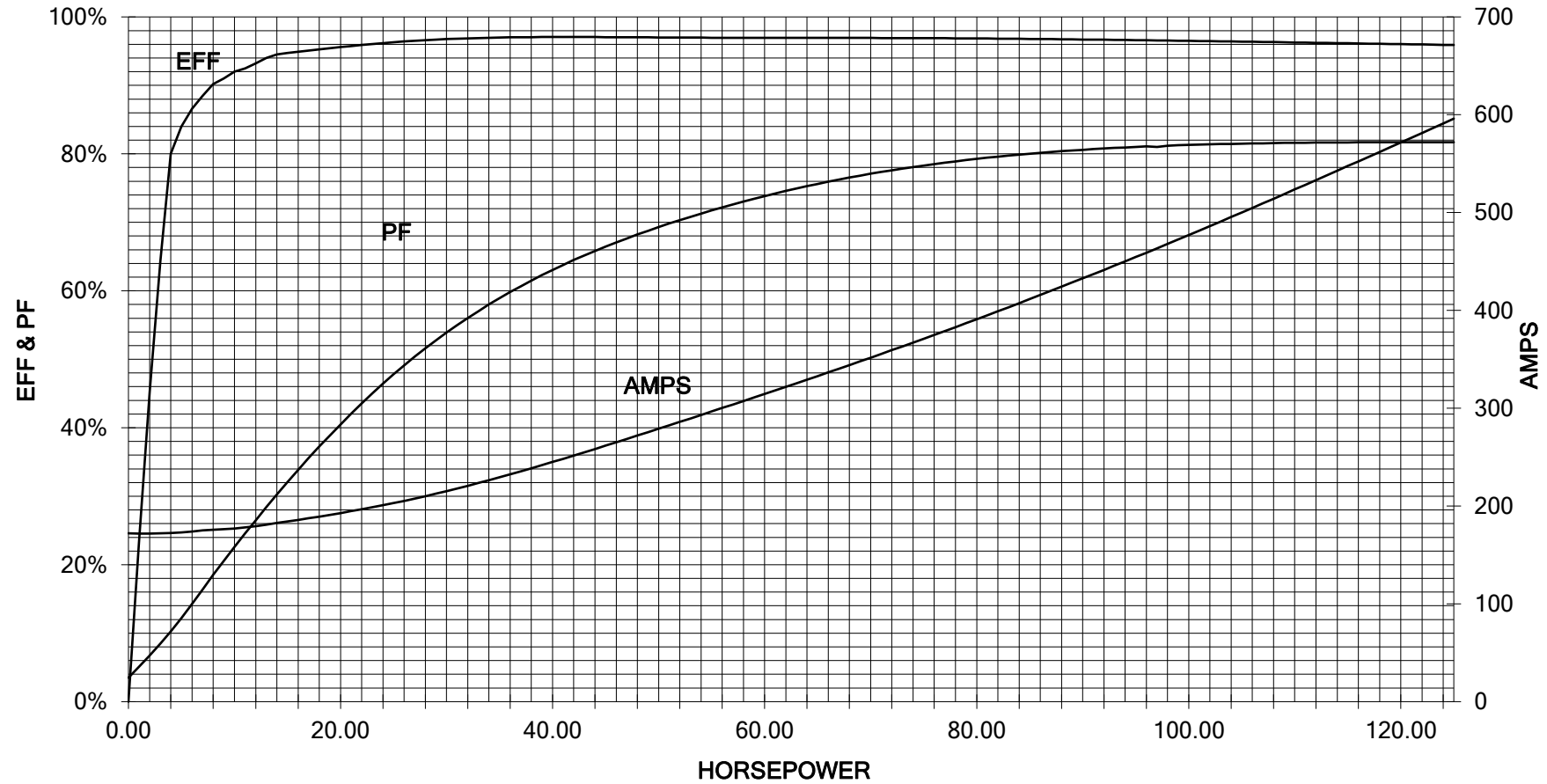


3 LEAD DELTA			
LINES			CONN.
L1	L2	L3	
T1	T2	T3	Δ

responsible dep. DI MC LVM	technical reference	created by	approved by	Project		
	document type Wiring Diagram			document status free		customer
	title 1LE6322-4DB21-3AA1			document number		
© Siemens AG 2019				rev. 01	creation date 12/03/2019	language en Page 1/1

400 HP 1800 RPM 449T FRAME 460 VOLTS 3 PHASE NEMA DESIGN B

SIEMENS INDUSTRY, INC.
PERFORMANCE CURVE
SD200



Unrestricted CUSTOMER _____ ORDER # _____ PO # _____

PERFORMANCE BASED ON DESIGN CALCULATIONS. SUBJECT TO CHANGE WITHOUT NOTICE.

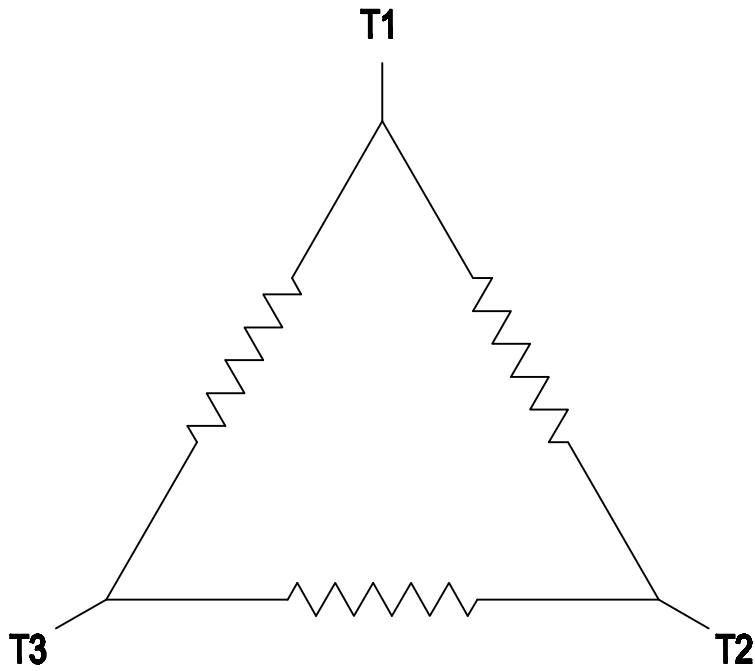
REV. 1

2

1

3 PHASE - 3 LEADS - DELTA

L1	L2	L3	CONN.
T1	T2	T3	△



B

B

A

A

THIS IS A CAD DRAWING
DO NOT MAKE MANUAL CHANGES

01 | 09-27-07

TYPE

-CONFIDENTIAL-

PROPERTY OF

Siemens Energy & Automation, Inc.
Industrial Motor Division - Little Rock, AR

FRAME

HP

NAME

WIRING DIAGRAM

VOLTS

RPM

HZ

PH

3

Customer

DRAWN 9.24.07

DATE JRH

CHECKED

DATE

APP

DATE

SHEET

1 OF 1

Sim. To

PART NO.

51-382-114-504

A

2

1