

# Data sheet for three-phase Squirrel-Cage-Motors SIMOTICS

Motor type: **SD200 NEMA Premium 841** FS: 449TS - 2p - 250 hp -

Client order no.	Item-No.	Offer no.
Order no.	Consignment no.	Project
Remarks		

**Electrical data** **Class I Division 2 Gr. A, B, C or D T3 Class II**  
**Division 2 Gr. F or G T3C**

U [V]	$\Delta/Y$	f [Hz]	P [HP]	P [kW]	n [rpm]	I Load [Amps]					Nom. Eff Load [%]			Pwr. Factor Load [%]			Torque [lb-ft]	T <sub>A</sub> /T <sub>N</sub> LRT [%]	T <sub>k</sub> /T <sub>N</sub> BDT [%]
						4/4	3/4	1/2	0	LRC	4/4	3/4	2/4	4/4	3/4	2/4			
460	$\Delta$	60	250.00	186.50	3,570	275	218.60	162.90	97.00	1825.0	96.2	96.2	95.8	87.5	83.5	75.0	370.0	170	290
Frame Type: 449TS		Type of constr.: (A) Foot Mounted Horizontal (IMB3)				Ins. Cl.: Standard Class H Insulation		Motor Prot.: A: No Winding Protection			NEMA Des.: B		S.F.: 1.15						
Mtr. WT: 2,048						Temp. Rise Cl.: B		Amb. Temp.: + 40 to °C @1000 m			kVA: G		IP 55						

**Mechanical data**

Sound level (SPL / SWL) at 60 Hz	88.0 dB(A) / 99.0 dB(A)		Thickener	Polyurea					
Octave Band Center Frequencies Hertz			Safe Stall Time Hot	30 s					
	250	500	1000	2000	4000	8000	Hz	Safe Stall Time Cold	18 s
SPL@3	78.0	85.0	80.0	80.0	73.0	68.0	dB(A)	Frame material	Cast iron
Moment of inertia	32.2 Lb-ft <sup>2</sup>		Color, paint shade	RAL 7030					
Ext Load Inertia Capability:	210.0 Lb ft <sup>2</sup>		Coating (paint finish)	Standard Alkyed + Epoxy (C2)					
<b>Bearings</b>			<b>Ventilation Type</b>						
Bearing DE   NDE	6315 Z C3 S0		6315 Z C3 S0						
Bearing_Type	Ball Bearing		Ball Bearing						
AFBMA:	75BC03JP3		75BC03JP3						
<b>Grease</b>			Method of cooling						
Capacity	15 oz		15 oz						
Grease Type:	Exxon Mobil EM		Direction of rotation						
			Bi-Directional						
			Fan Material						
			Polypropylene ESD						
			VFD						
			CT: 4:1 VT: 20:1						
			Space heaters						
			without						
			Brake:						
			-/-						


**Terminal box**

Lead Wire Connection	3 TERMINAL - Connection DELTA				Terminal box position	(1) LHS Mount - View From DE (F-1) - DE or Center of Motor
Voltage	L1	L1	L1	Connected together	Material of terminal box	Cast Iron
---	---	---	---	---	Cable entry	(1) 4" NPT
RUN	T1	T2	T3	---		

**Notes:**

I<sub>L</sub>/I<sub>N</sub> = locked rotor current / current nominal  
M<sub>L</sub>/M<sub>N</sub> = locked rotor torque / torque nominal  
M<sub>b</sub>/M<sub>N</sub> = break down torque / nominal torque

3) Value is valid only for DOL operation with motor design IC411  
2) at rated power / at full load

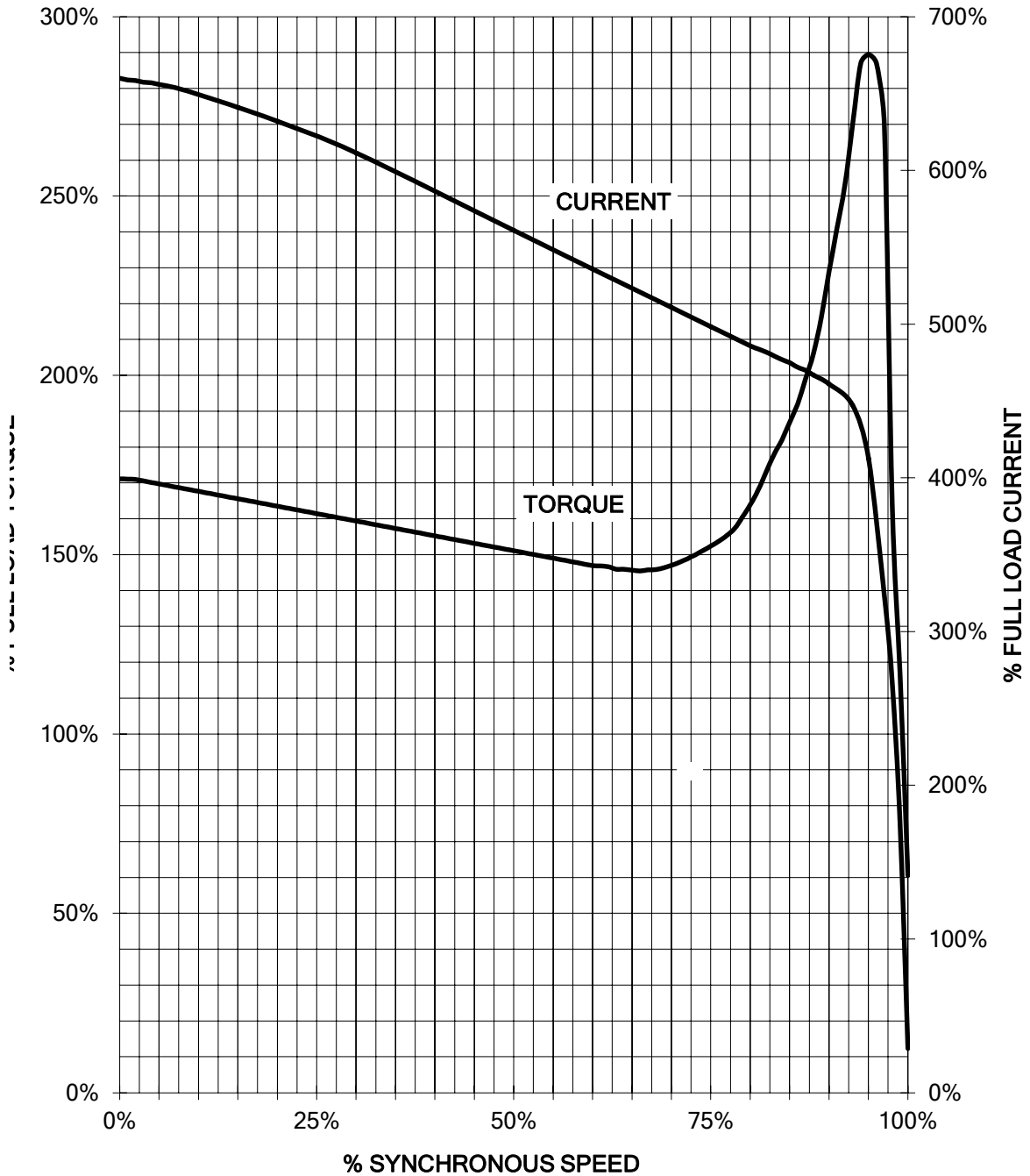
responsible dep. DI MC LVM	technical reference	created by DT Configurator	approved by	<i>Technical data are subject to change! There may be discrepancies between software and hardware versions</i>	
	document type datasheet	document status released	customer		
	title 1LE6322-4GA21-2AA1	document number	rev. 01	creation date 2022-04-09 01:38	language en
© Siemens AG 2022				Page 1/1	



# SIEMENS INDUSTRY, INC.

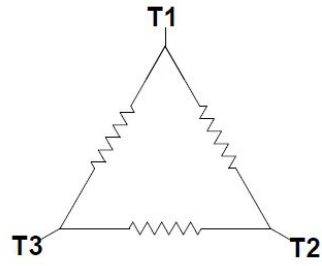
HP 250 VOLTS 460 RPM 3570 TYPE SD200  
HZ 60 PHASE 3 FRAME 449T NEMA B

## TORQUE & CURRENT VS. SPEED



Unrestricted CUSTOMER: \_\_\_\_\_ ORDER#: \_\_\_\_\_

Main terminal diagram

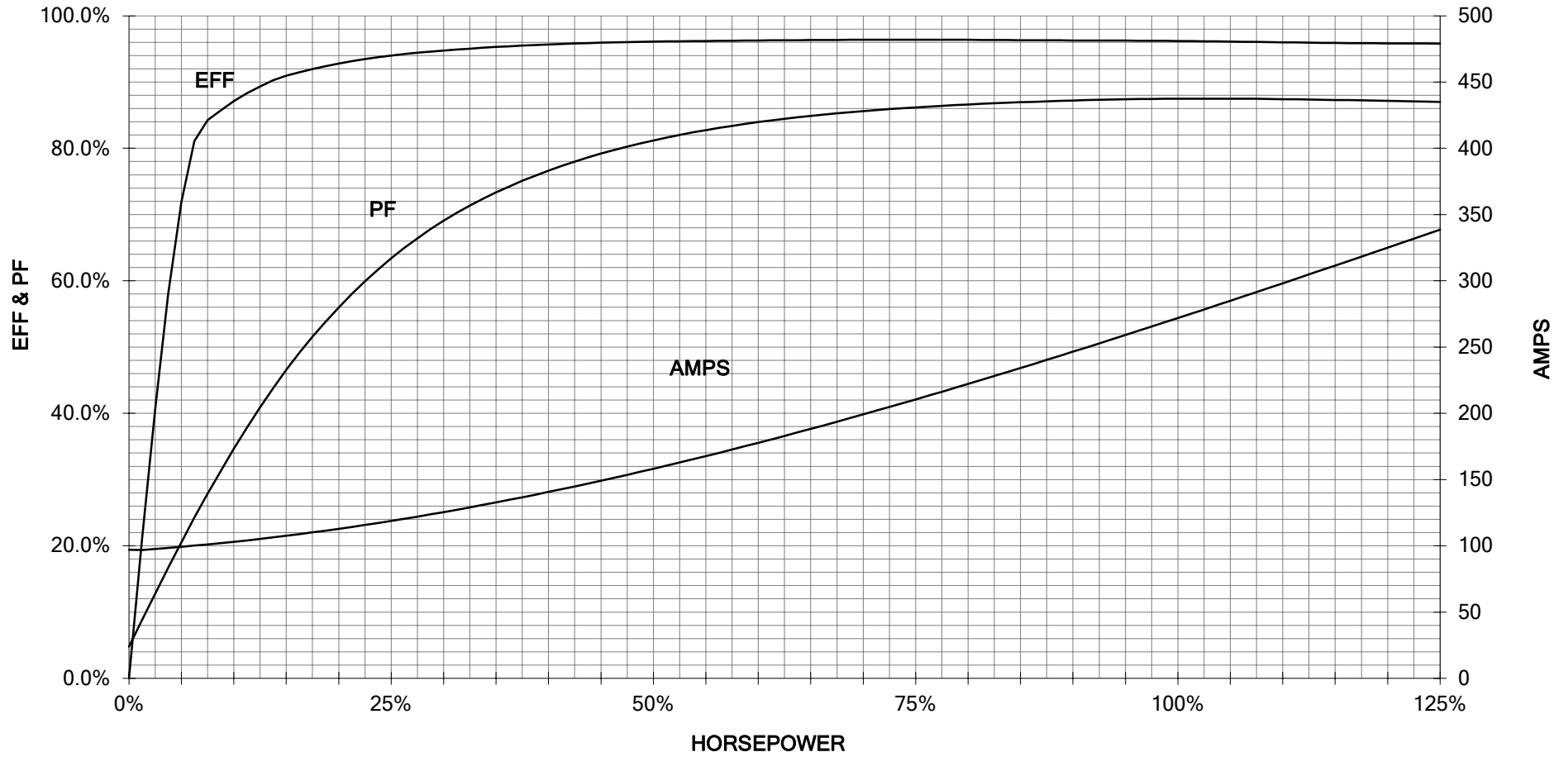


3 LEAD DELTA			
LINES			CONN.
L1	L2	L3	
T1	T2	T3	Δ

responsible dep. DI MC LVM	technical reference	created by	approved by	Project
<b>SIEMENS</b>	document type Wiring Diagram	document status free		customer
	title 1LE6322-4GA21-2AA1	document number		
© Siemens AG 2019		rev. 01	creation date 12/03/2019	language en Page 1/1

250 HP 3600 RPM 449T FRAME 460 VOLTS 3 PHASE NEMA DESIGN B

SIEMENS INDUSTRY, INC.  
PERFORMANCE CURVE  
SD200



Unrestricted CUSTOMER \_\_\_\_\_ ORDER # \_\_\_\_\_ PO # \_\_\_\_\_

PERFORMANCE BASED ON DESIGN CALCULATIONS. SUBJECT TO CHANGE WITHOUT NOTICE.

REV. 1

2

1

### 3 PHASE - 3 LEADS - DELTA

L1	L2	L3	CONN.
T1	T2	T3	△



B

B

A

A

THIS IS A CAD DRAWING  
DO NOT MAKE MANUAL CHANGES

01 | 09-27-07

TYPE

-CONFIDENTIAL-

PROPERTY OF

Siemens Energy & Automation, Inc.  
Industrial Motor Division - Little Rock, AR

FRAME

HP

NAME

WIRING DIAGRAM

VOLTS

RPM

HZ

PH

3

Customer

DRAWN 9.24.07

DATE JRH

CHECKED

DATE

APP

DATE

SHEET

1 OF 1

Sim. To

PART NO.

51-382-114-504

A

2

1