

# Data sheet for three-phase Squirrel-Cage-Motors SIMOTICS

Motor type: **SD200 NEMA Premium 841** FS: L449TS - 4p - 350 hp -

Client order no.	Item-No.	Offer no.
Order no.	Consignment no.	Project
Remarks		

**Electrical data** **Class I Division 2 Gr. A, B, C or D T2D Class II**  
**Division 2 Gr. F or G T3C**

U [V]	$\Delta/Y$	f [Hz]	P [HP]	P [kW]	n [rpm]	I Load [Amps]					Nom. Eff Load [%]			Pwr. Factor Load [%]			Torque [lb-ft]	T <sub>A</sub> /T <sub>N</sub> LRT [%]	T <sub>k</sub> /T <sub>N</sub> BDT [%]
						4/4	3/4	1/2	0	LRC	4/4	3/4	2/4	4/4	3/4	2/4			
575	$\Delta$	60	350.00	261.10	1,785	336.8	265.50	201.80	124.80	2040.0	96.2	96.2	96.1	81.0	77.0	67.6	1028.0	235	235
Frame Type: L449TS			Type of constr.: (A) Foot Mounted Horizontal (IMB3)				Ins. Cl.: Standard Class H Insulation		Motor Prot.: A: No Winding Protection			NEMA Des.: B		S.F.: 1.15					
Mtr. WT: 2,598							Temp. Rise Cl.: B		Amb. Temp.: + 40 to °C @1000 m			kVA: G		IP 55					

**Mechanical data**

Sound level (SPL / SWL) at 60 Hz	84.0 dB(A) / 958.0 dB(A)	Thickener	Polyurea
Octave Band Center Frequencies Hertz		Safe Stall Time Hot	25 s
250	500	1000	2000
4000	8000	Hz	
SPL@3	723.0	787.0	803.0
	764.0	662.0	583.0
Moment of inertia	77.2 Lb-ft <sup>2</sup>	Color, paint shade	RAL 7030
Ext Load Inertia Capability:	1370.0 Lb ft <sup>2</sup>	Coating (paint finish)	Standard Alkyed + Epoxy (C2)
<b>Bearings</b>		<b>Ventilation Type</b>	
Bearing DE   NDE	6315 Z C3 S0	6315 Z C3 S0	Method of cooling
Bearing_Type	Ball Bearing	Ball Bearing	TEFC
AFBMA:	75BC03JP3	75BC03JP3	Direction of rotation
<b>Grease</b>			Bi-Directional
Capacity	15 oz	15 oz	Fan Material
Grease Type:	Exxon Mobil EM		Polypropylene ESD
			VFD
			CT: 4:1 VT: 20:1
			Space heaters
			without
			Brake:
			-/-


**Terminal box**

Lead Wire Connection	3 TERMINAL - Connection DELTA				Terminal box position	(1) LHS Mount - View From DE (F-1) - DE or Center of Motor
Voltage	L1	L1	L1	Connected together	Material of terminal box	Cast Iron
---	---	---	---	---	Cable entry	(1) 4" NPT
RUN	T1	T2	T3	---		
				Δ		

**Notes:**

I<sub>L</sub>/I<sub>N</sub> = locked rotor current / current nominal  
M<sub>L</sub>/M<sub>N</sub> = locked rotor torque / torque nominal  
M<sub>B</sub>/M<sub>N</sub> = break down torque / nominal torque

3) Value is valid only for DOL operation with motor design IC411  
2) at rated power / at full load

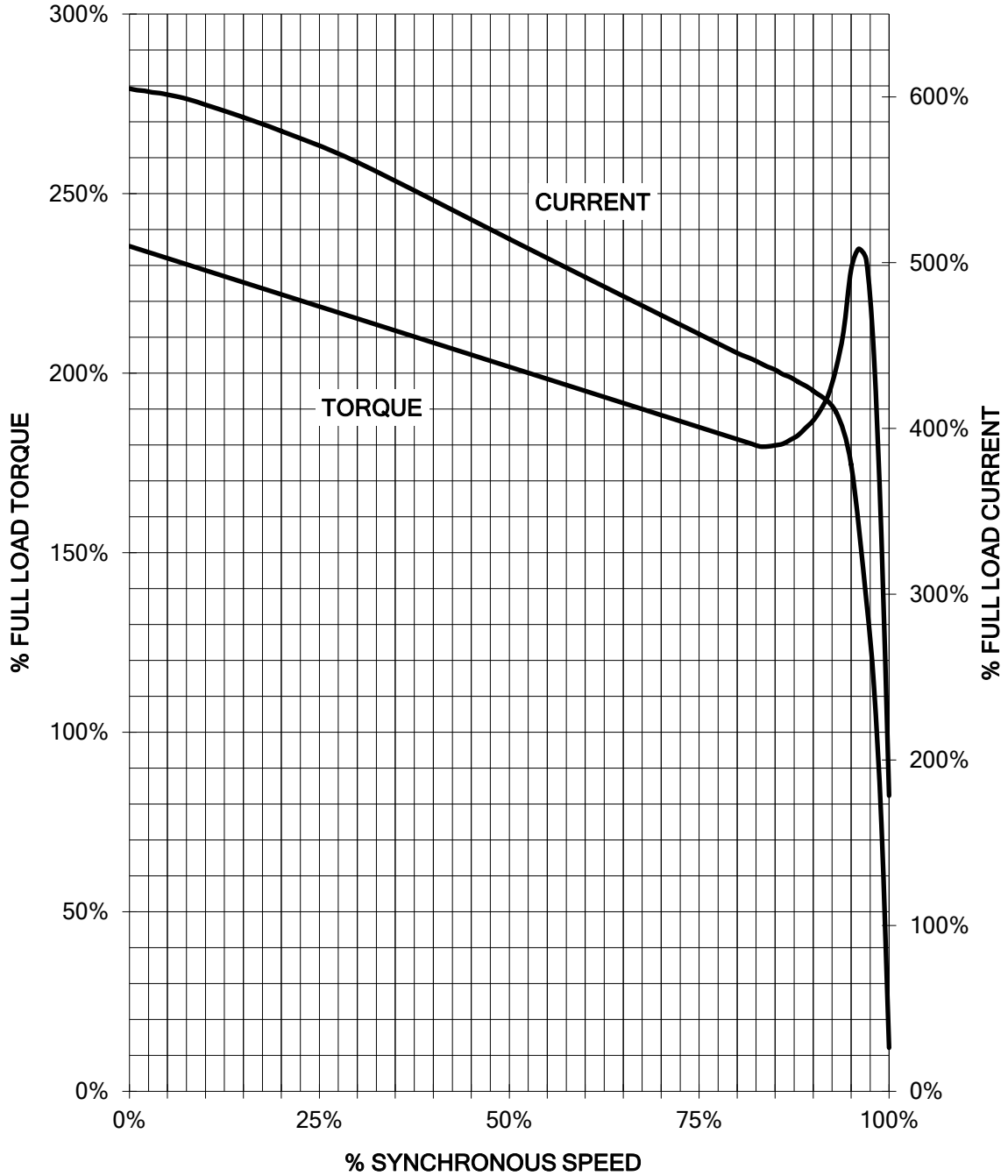
responsible dep.	technical reference	created by	approved by	<i>Technical data are subject to change! There may be discrepancies between software and hardware versions</i>			
DI MC LVM		DT Configurator					
	document type	document status		customer			
	datasheet	released					
	title	document number					
	1LE6322-4HB11-3AA1						
© Siemens AG 2022		rev.	creation date	language	Page		
		01	2022-04-09 01:46	en	1/1		



# SIEMENS INDUSTRY, INC.

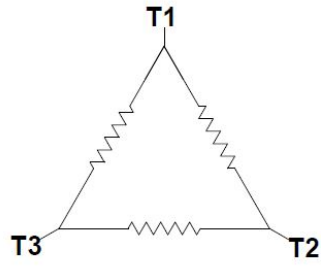
HP 350    VOLTS 460    RPM 1785    TYPE SD200  
HZ 60    PHASE 3    FRAME 449T    NEMA B

## TORQUE & CURRENT VS. SPEED



Unrestricted CUSTOMER: \_\_\_\_\_ ORDER#: \_\_\_\_\_

Main terminal diagram



3 LEAD DELTA			
LINES			CONN.
L1	L2	L3	
T1	T2	T3	Δ

responsible dep.  
DI MC LVM

technical reference

created by

approved by

Project

**SIEMENS**

document type  
Wiring Diagram

title  
1LE6322-4HB11-3AA1

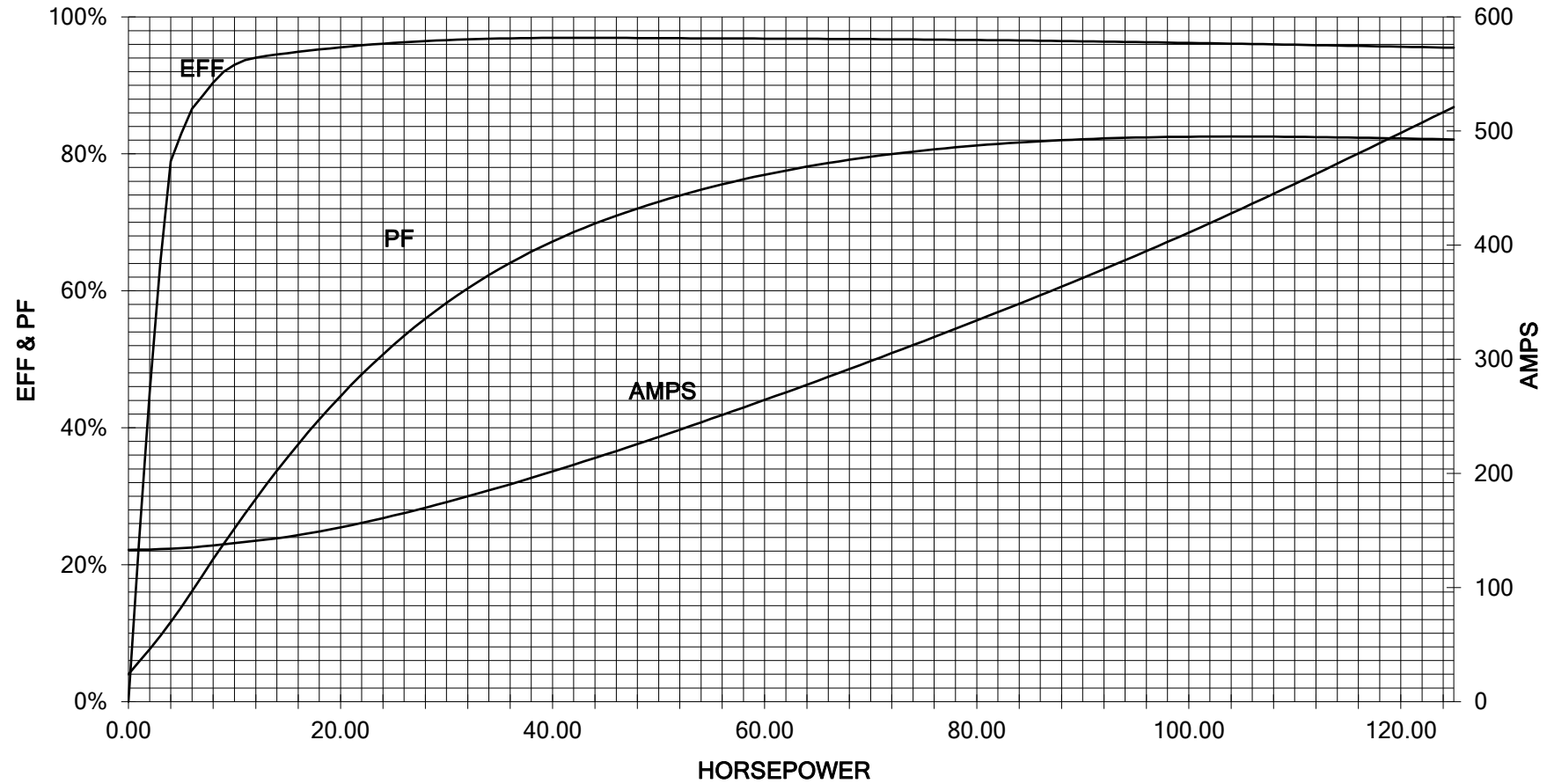
document status  
free

document number

customer

350 HP 1800 RPM 449T FRAME 460 VOLTS 3 PHASE NEMA DESIGN B

SIEMENS INDUSTRY, INC.  
PERFORMANCE CURVE  
SD200



Unrestricted CUSTOMER \_\_\_\_\_ ORDER # \_\_\_\_\_ PO # \_\_\_\_\_

PERFORMANCE BASED ON DESIGN CALCULATIONS. SUBJECT TO CHANGE WITHOUT NOTICE.

REV. 1

2

1

### 3 PHASE - 3 LEADS - DELTA

L1	L2	L3	CONN.
T1	T2	T3	△



B

B

A

A

THIS IS A CAD DRAWING  
DO NOT MAKE MANUAL CHANGES

01 | 09-27-07

TYPE

-CONFIDENTIAL-

PROPERTY OF

Siemens Energy & Automation, Inc.  
Industrial Motor Division - Little Rock, AR

FRAME

HP

NAME

WIRING DIAGRAM

VOLTS

RPM

HZ

PH

3

Customer

PO #

SO #

DRAWN	9.24.07	DATE	JRH
CHECKED		DATE	
APP		DATE	

SHEET  
1 OF 1

Sim. To

PART NO.

51-382-114-504

A

2

1