

Data sheet for three-phase Squirrel-Cage-Motors SIMOTICS

Motor type: **SD200 NEMA Premium 841** FS: R445T - 4p - 150 hp -

Client order no.	Item-No.	Offer no.
Order no.	Consignment no.	Project

Remarks

Electrical data **Class I Division 2 Gr. A, B, C or D T3 Class II**
Division 2 Gr. F or G T3C

U [V]	Δ/Y	f [Hz]	P [HP]	P [kW]	n [rpm]	I Load [Amps]					Nom. Eff Load [%]			Pwr. Factor Load [%]			Torque [lb-ft]	T _A /T _N LRT [%]	T _k /T _N BDT [%]
						4/4	3/4	1/2	0	LRC	4/4	3/4	2/4	4/4	3/4	2/4			
575	Δ	60	150.00	111.90	1,785	149.6	118.90	92.50	63.20	868.0	96.2	96.3	96.3	78.0	73.6	63.1	440.0	230	290

Frame Type: R445T	Type of constr.: (A) Foot Mounted Horizontal (IMB3)	Ins. Cl.: Standard Class H Insulation	Motor Prot.: A: No Winding Protection	NEMA Des.: B	S.F.: 1.15
Mtr. WT: 1,581		Temp. Rise Cl.: B	Amb. Temp.: + 40 to °C @ 1000 m	kVA: G	IP 55

Mechanical data


Sound level (SPL / SWL) at 60 Hz	77.0 dB(A) / 88.0 dB(A)							Thickener	Polyurea
Octave Band Center Frequencies Hertz								Safe Stall Time Hot	25 s
	250	500	1000	2000	4000	8000	Hz	Safe Stall Time Cold	30 s
SPL@3	63.0	70.0	73.0	70.0	62.0	55.0	dB(A)	Frame material	Cast iron
Moment of inertia	41.2 Lb-ft ²							Color, paint shade	RAL 7030
Ext Load Inertia Capability:	640.0 Lb ft ²							Coating (paint finish)	Standard Alkyed + Epoxy (C2)
Bearings								Ventilation Type	
Bearing DE NDE	NU320			6315 Z C3 S0				Method of cooling	TEFC
Bearing_Type	Roller Bearing			Ball Bearing				Direction of rotation	Bi-Directional
AFBMA:	100RU03M0			75BC03JP3				Fan Material	Polypropylene ESD
Grease								VFD	CT: 4:1 VT: 20:1
Capacity	23 oz			15 oz				Space heaters	without
Grease Type:	Exxon Mobil EM							Brake:	-/-

Terminal box

Lead Wire Connection	3 TERMINAL - Connection DELTA					Terminal box position	(1) LHS Mount - View From DE (F-1) - DE or Center of Motor
Voltage	L1	L1	L1	Connected together		Material of terminal box	Cast Iron
---	---	---	---	---	-	Cable entry	(1) 3" NPT
RUN	T1	T2	T3	---	Δ		

Notes:
 I_L/I_N = locked rotor current / current nominal
 M_L/M_N = locked rotor torque / torque nominal
 M_B/M_N = break down torque / nominal torque
 3) Value is valid only for DOL operation with motor design IC411
 2) at rated power / at full load

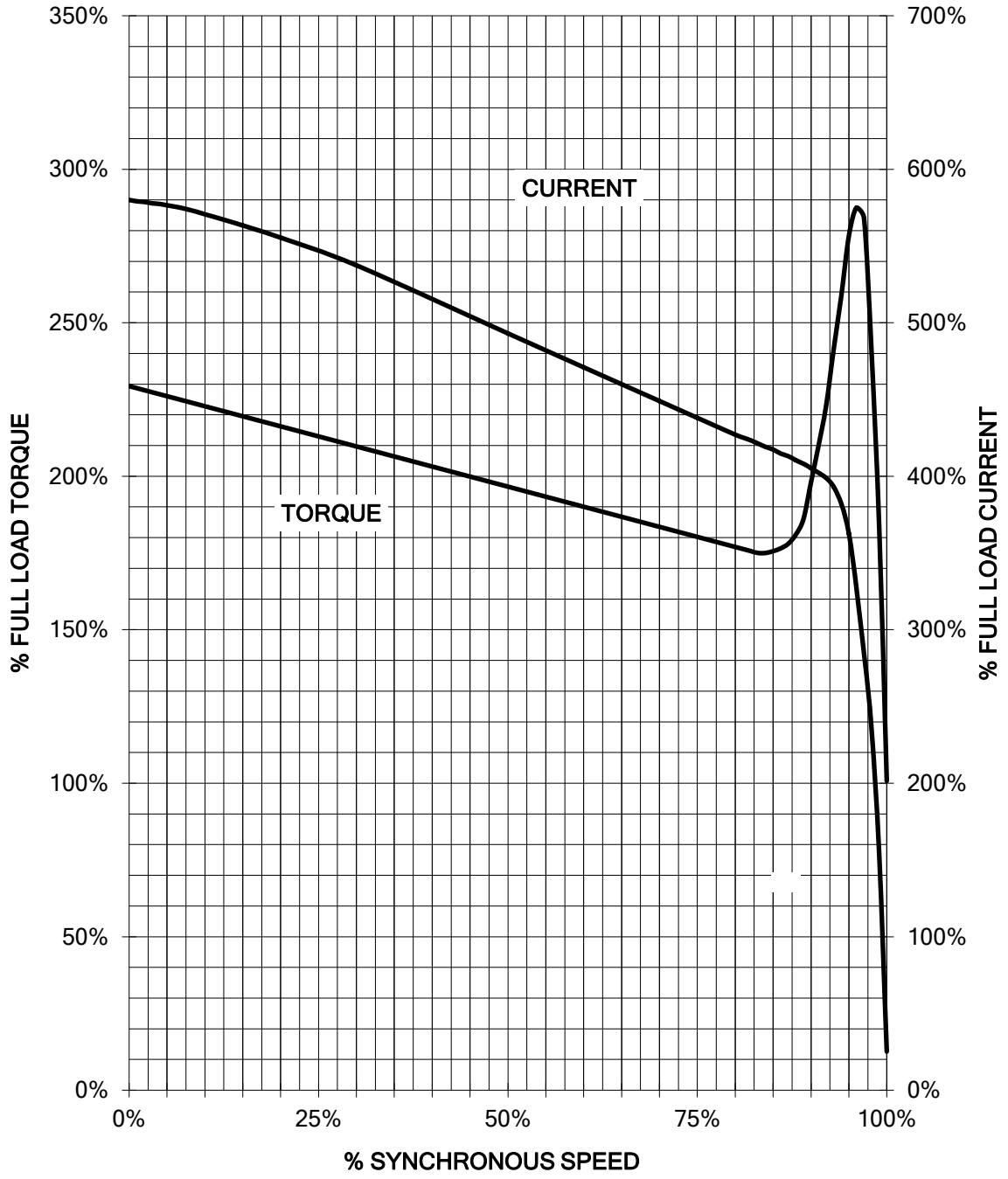
responsible dep. DI MC LVM	technical reference	created by DT Configurator	approved by	<i>Technical data are subject to change! There may be discrepancies between software and hardware versions</i>
-------------------------------	---------------------	-------------------------------	-------------	--

	document type datasheet	document status released	customer	
	title 1LE6322-4SB21-3AA1	document number		
© Siemens AG 2022	rev. 01	creation date 2022-04-09 01:49	language en	Page 1/1

SIEMENS INDUSTRY, INC.

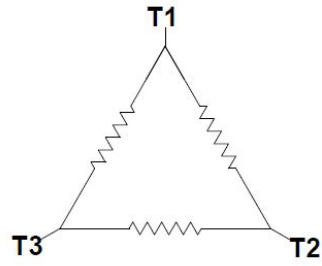
HP 150 VOLTS 460 RPM 1785 TYPE SD200
HZ 60 PHASE 3 FRAME 445T NEMA B

TORQUE & CURRENT VS. SPEED




Unrestricted CUSTOMER: _____ ORDER#: _____

Main terminal diagram

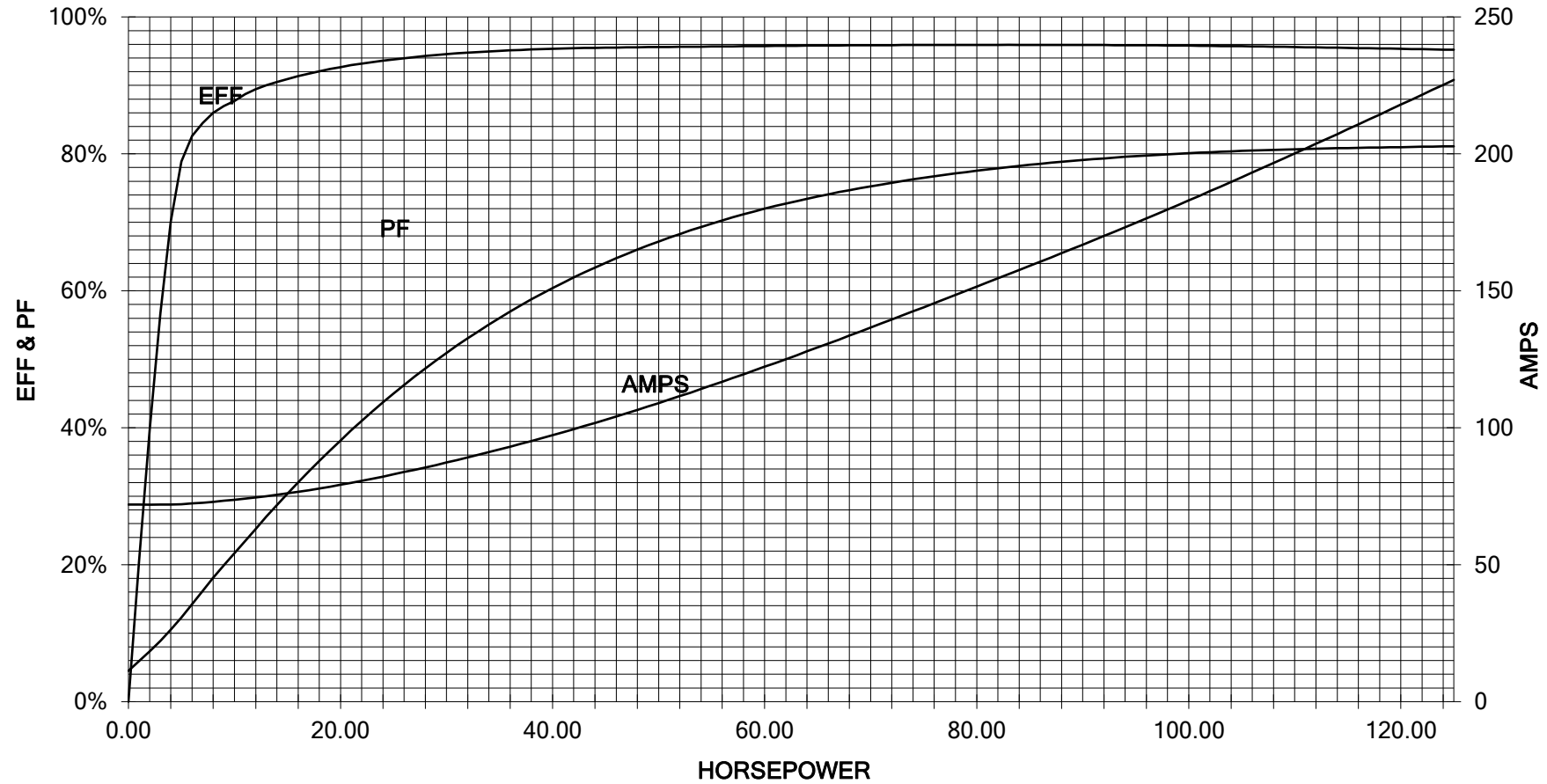


3 LEAD DELTA			
LINES			CONN.
L1	L2	L3	
T1	T2	T3	Δ

responsible dep. DI MC LVM	technical reference	created by	approved by	Project		
	document type Wiring Diagram		document status free		customer	
	title 1LE6322-4SB21-3AA1		document number			
© Siemens AG 2019			rev. 01	creation date 12/03/2019	language en	Page 1/1

150 HP 1800 RPM 445T FRAME 460 VOLTS 3 PHASE NEMA DESIGN B

SIEMENS INDUSTRY, INC.
PERFORMANCE CURVE
SD200



Unrestricted CUSTOMER _____ ORDER # _____ PO # _____

PERFORMANCE BASED ON DESIGN CALCULATIONS. SUBJECT TO CHANGE WITHOUT NOTICE.

REV. 1

2

1

3 PHASE - 3 LEADS - DELTA

L1	L2	L3	CONN.
T1	T2	T3	△



B

B

A

A

THIS IS A CAD DRAWING
DO NOT MAKE MANUAL CHANGES

01 | 09-27-07

TYPE

-CONFIDENTIAL-

PROPERTY OF

Siemens Energy & Automation, Inc.
Industrial Motor Division - Little Rock, AR

FRAME

HP

NAME

WIRING DIAGRAM

VOLTS

RPM

HZ

PH

3

Customer

PO #

SO #

DRAWN	9.24.07	DATE	JRH
CHECKED		DATE	
APP		DATE	

SHEET
1 OF 1

Sim. To

PART NO.

51-382-114-504

A

2

1