

# Data sheet for three-phase Squirrel-Cage-Motors SIMOTICS

**Motor type:** SD200 NEMA Premium 841 **FS:** RL449T - 4p - 400 hp -

Client order no.	Item-No.	Offer no.
Order no.	Consignment no.	Project
Remarks		

**Electrical data** **Class I Division 2 Gr. A, B, C or D T2D Class II**  
**Division 2 Gr. F or G T3C**

U [V]	$\Delta/Y$	f [Hz]	P [HP]	P [kW]	n [rpm]	I Load [Amps]					Nom. Eff Load [%]			Pwr. Factor Load [%]			Torque [lb-ft]	T <sub>A</sub> /T <sub>N</sub> LRT [%]	T <sub>k</sub> /T <sub>N</sub> BDT [%]
						4/4	3/4	1/2	0	LRC	4/4	3/4	2/4	4/4	3/4	2/4			
460	$\Delta$	60	400.00	298.40	1,785	487	383.30	294.50	183.00	2900.0	96.2	96.3	96.2	80.0	76.1	66.1	1179.0	235	235

Frame Type: RL449T	Type of constr.: (A) Foot Mounted Horizontal (IMB3)	Ins. Cl.: Standard Class H Insulation	Motor Prot.: A: No Winding Protection	NEMA Des.: B	S.F.: 1.15
Mtr. WT: 2,670		Temp. Rise Cl.: B	Amb. Temp.: + 40 to °C @1000 m	kVA: G	IP 55

**Mechanical data**


Sound level (SPL / SWL) at 60 Hz	84.0 dB(A) / 958.0 dB(A)	Thickener	Polyurea
Octave Band Center Frequencies Hertz		Safe Stall Time Hot	21 s
250	500	1000	2000
4000	8000	Hz	
SPL@3	723.0	787.0	803.0
	764.0	662.0	583.0
	dB(A)		
Moment of inertia	81.6 Lb-ft <sup>2</sup>	Color, paint shade	RAL 7030
Ext Load Inertia Capability:	1550.0 Lb ft <sup>2</sup>	Coating (paint finish)	Standard Alkyed + Epoxy (C2)
<b>Bearings</b>		<b>Ventilation Type</b>	
Bearing DE   NDE	NU320	Method of cooling	TEFC
Bearing_Type	Roller Bearing	Direction of rotation	Bi-Directional
AFBMA:	100RU03M0	Fan Material	Polypropylene ESD
<b>Grease</b>		VFD	CT: 4:1 VT: 20:1
Capacity	23 oz	Space heaters	without
Grease Type:	Exxon Mobil EM	Brake:	-/-

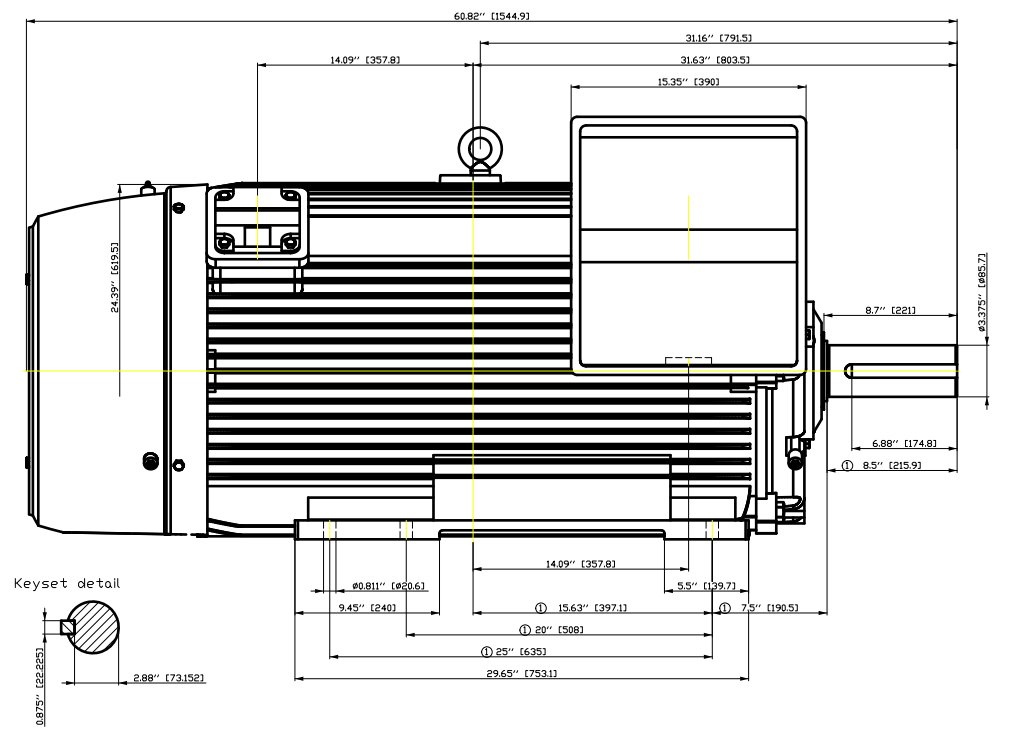
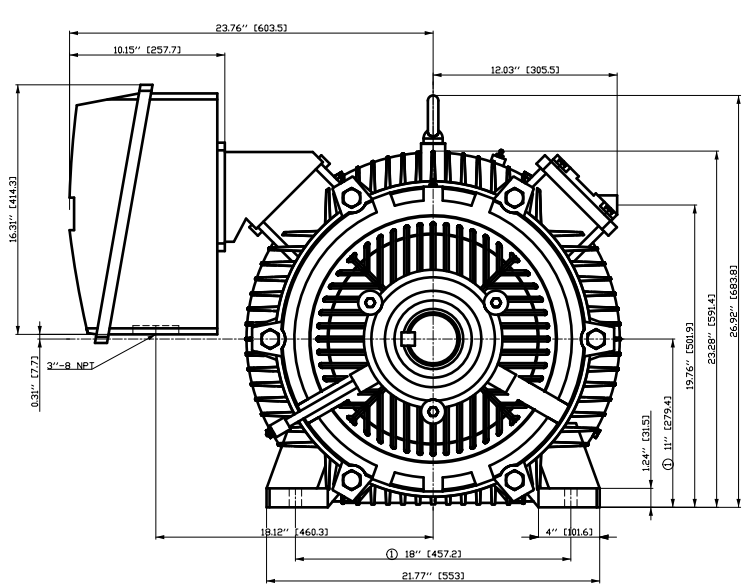
**Terminal box**

Lead Wire Connection	3 TERMINAL - Connection DELTA					Terminal box position	(1) LHS Mount - View From DE (F-1) - DE or Center of Motor
Voltage	L1	L1	L1	Connected together		Material of terminal box	Cast Iron
---	---	---	---	---	-	Cable entry	(1) 4" NPT
RUN	T1	T2	T3	---	$\Delta$		

<b>Notes:</b>							
I <sub>L</sub> /I <sub>N</sub> = locked rotor current / current nominal				3) Value is valid only for DOL operation with motor design IC411			
M <sub>L</sub> /M <sub>N</sub> = locked rotor torque / torque nominal				2) at rated power / at full load			
M <sub>k</sub> /M <sub>N</sub> = break down torque / nominal torque							

responsible dep.	technical reference	created by	approved by	<i>Technical data are subject to change! There may be discrepancies between software and hardware versions</i>			
DI MC LVM		DT Configurator					

	document type	document status		customer			
	datasheet	released					
	title	document number		language			
	1LE6322-4UB21-2AA1						
© Siemens AG 2022		rev.	creation date	language	Page		
		01	2022-04-09 01:54	en	1/1		



Keyset detail

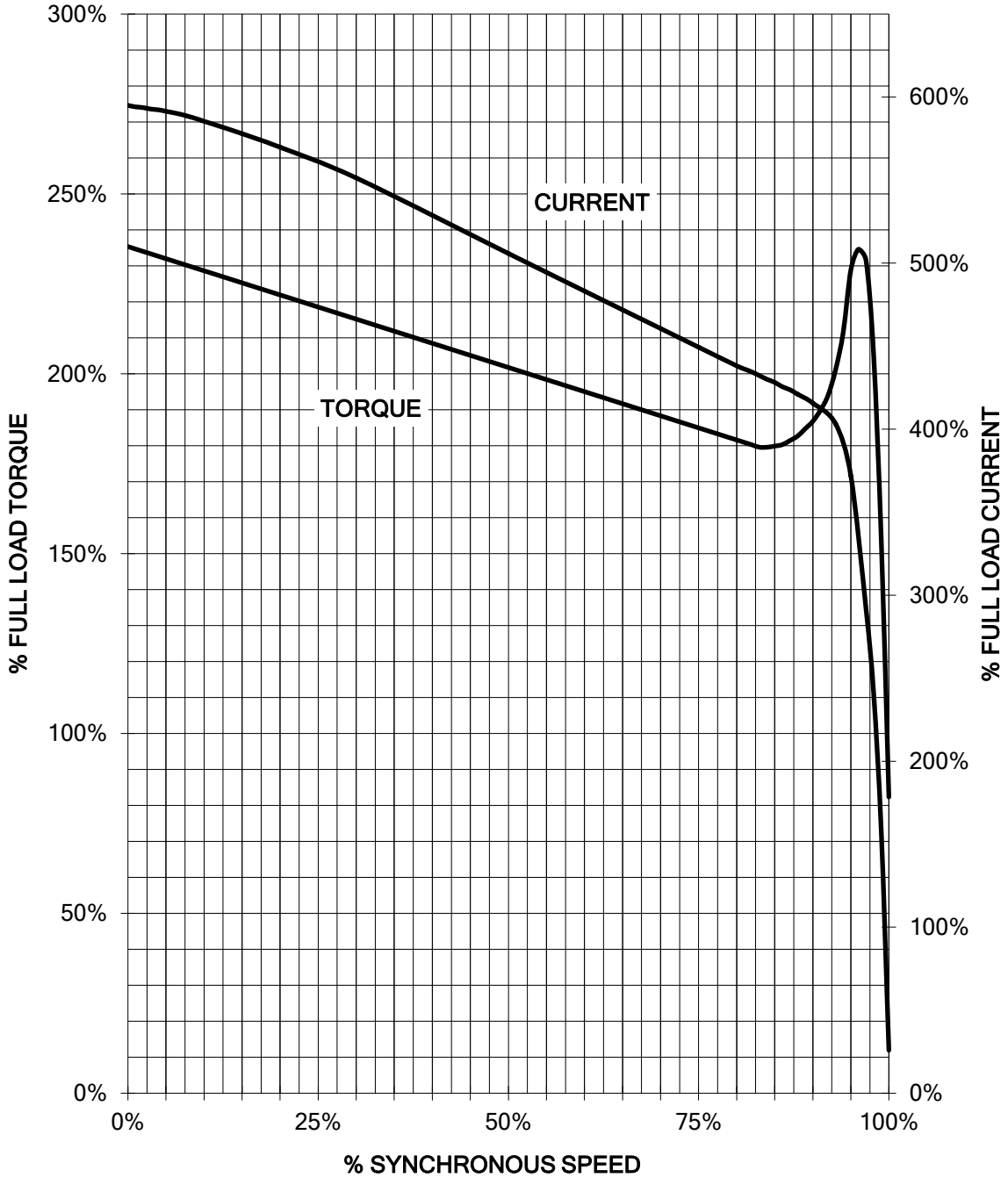
① Tolerances according to NEMA std.  
 All dimensions corresponding to assemblies and castings shall have a tolerance as per ISO 8062-3 DCTG 12.

Tolerance	Surface	Material	Weight	Scale
F50I HGGE WOGFE00IF	Author	ÖS	È	{ {
È	Creator	T æ : ^ & @ } *		
	Approval			
	Department			
	Change Order	MFB	Doc Type	/
<b>SIEMENS</b>	Doc State	I EEEG	Item No	Paper Size
© Siemens AG	Revision	Index RS	Doc No	1st Language ^
2018	Project No	È	Ref No	2nd Language à^
				Sheet F of F

# SIEMENS INDUSTRY, INC.

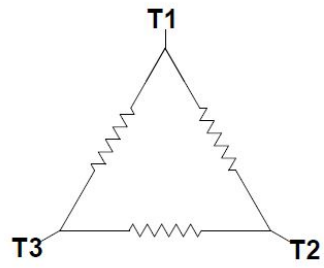
HP 400    VOLTS 460    RPM 1785    TYPE SD200  
HZ 60    PHASE 3    FRAME 449T    NEMA B

## TORQUE & CURRENT VS. SPEED




Unrestricted CUSTOMER: \_\_\_\_\_ ORDER#: \_\_\_\_\_

Main terminal diagram

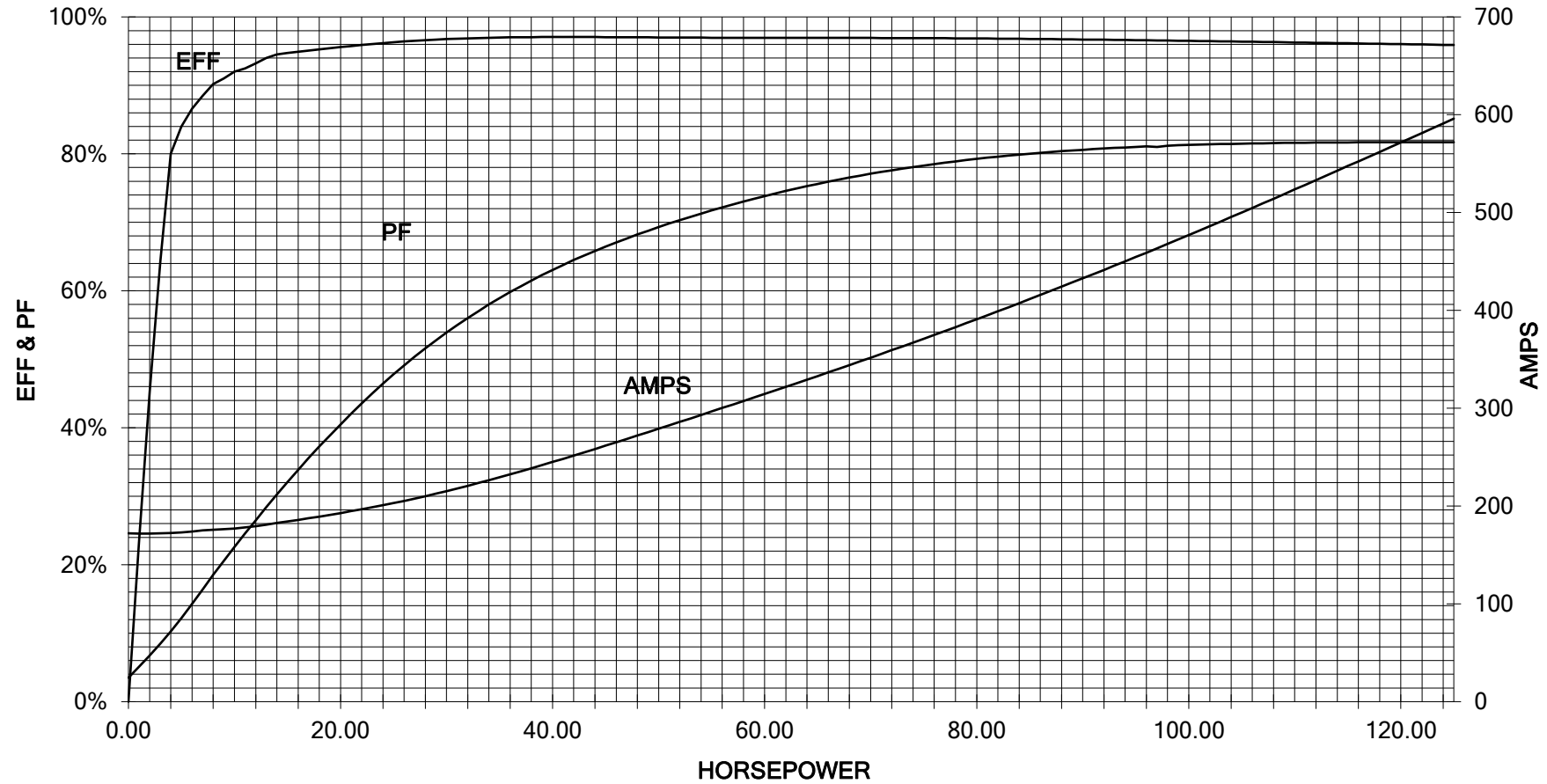


3 LEAD DELTA			
LINES			CONN.
L1	L2	L3	
T1	T2	T3	Δ

responsible dep. DI MC LVM	technical reference	created by	approved by	Project		
	document type Wiring Diagram		document status free		customer	
	title 1LE6322-4UB21-2AA1		document number			
© Siemens AG 2019			rev. 01	creation date 12/03/2019	language en	Page 1/1

400 HP 1800 RPM 449T FRAME 460 VOLTS 3 PHASE NEMA DESIGN B

SIEMENS INDUSTRY, INC.  
PERFORMANCE CURVE  
SD200



Unrestricted CUSTOMER \_\_\_\_\_ ORDER # \_\_\_\_\_ PO # \_\_\_\_\_

PERFORMANCE BASED ON DESIGN CALCULATIONS. SUBJECT TO CHANGE WITHOUT NOTICE.

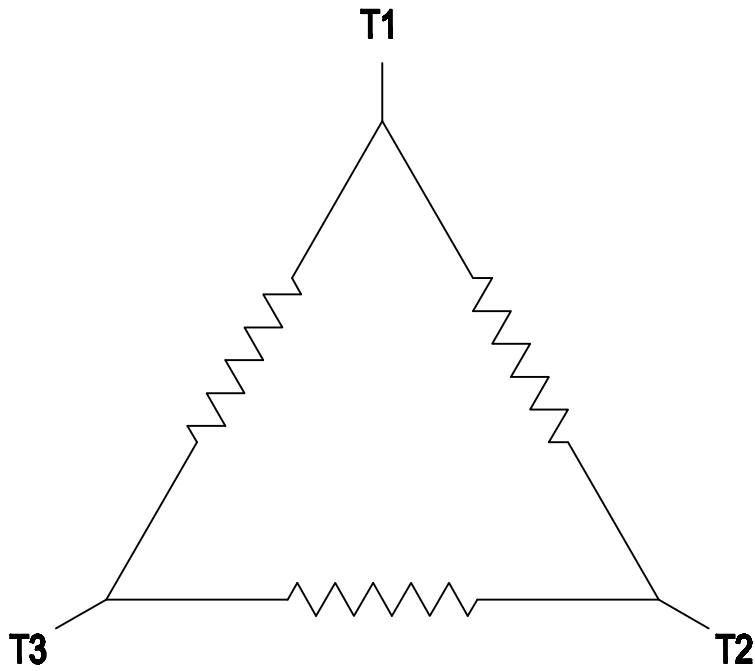
REV. 1

2

1

### 3 PHASE - 3 LEADS - DELTA

L1	L2	L3	CONN.
T1	T2	T3	△



B

B

A

A

THIS IS A CAD DRAWING  
DO NOT MAKE MANUAL CHANGES

01 | 09-27-07

TYPE

-CONFIDENTIAL-

PROPERTY OF

Siemens Energy & Automation, Inc.  
Industrial Motor Division - Little Rock, AR

FRAME

HP

NAME

WIRING DIAGRAM

VOLTS

RPM

HZ

PH

3

Customer

DRAWN 9.24.07

DATE JRH

CHECKED

DATE

APP

DATE

SHEET

1 OF 1

Sim. To

PART NO.

51-382-114-504

A

2

1