

Data sheet for three-phase Squirrel-Cage-Motors SIMOTICS

Motor type: FS: 143TCV - 4p - 1 hp -

Client order no.	Item-No.	Offer no.
Order no.	Consignment no.	Project

Remarks

Electrical data Class I, Div 1 Gr. C&D; Class II, Div1, Gr. F&G

U [V]	Δ/Y	f [Hz]	P [HP]	P [kW]	n [rpm]	I Load [Amps]					LRC	Nom. Eff Load [%]			Pwr. Factor Load [%]			Torque [lb-ft]	T _A /T _N LRT [%]	T _k /T _N BDT [%]
						4/4	3/4	1/2	0	4/4		3/4	2/4	4/4	3/4	2/4				
460		60	1.00	-/-	1,760	1.40	1.20	1.00	0.70	13.7	85.5	85.4	83.4	78.2	71.5	58.4	3.0	300	383	
230		60	1.00	-/-	1,760	2.80					85.5	85.4	83.4	78.2	71.5	58.4	3.0	300	383	

Frame Type: 143TCV	Type of constr.: (L) Round body - C-Face w/drip cover + hooks	Ins. Cl.:Insulation class F	Motor Prot.:(G) Thermostats, Klixon type, normally closed	NEMA Des.: B	S.F.: 1.15
Mtr. WT:77		Temp. Rise Cl.: B	Amb. Temp.: + to -20 °C @1000 m	kVA: M	IP IP65

Mechanical data

Sound level (SPL / SWL) at 60 Hz	50.0 dB(A) / 62.0 dB(A)	Thickener	Polyurea
Octave Band Center Frequencies Hertz	250 500 1000 2000 4000 8000 Hz	Safe Stall Time Hot	18 s
SPL@3		Safe Stall Time Cold	26 s
Moment of inertia	0.2 Lb-ft ²	Frame material	cast iron
Ext Load Inertia Capability:	6.0 Lb ft ²	Color, paint shade	
Bearings		Coating (paint finish)	
Bearing DE NDE	6205 Z C3 S0 6205 Z C3 S0	Ventilation Type	
Bearing_Type	Ball Bearing Ball Bearing	Method of cooling	TEFC
AFBMA:	25BC02JP30 25BC02JP30	Direction of rotation	Bidirectional
Grease		Fan Material	Polypropylen ESD
Capacity	0.1 oz 0.1 oz	VFD	CT: 4:1 VT: 20:1
Grease Type:	Exxon Mobile EM	Space heaters	without
		Brake:	-/-

Terminal box

Lead Wire Connection	9 LEAD - WYE	Terminal box position	(3) Mounting - F-1
Voltage	L1 L1 L1 Connected together	Material of terminal box	
LOW	T1 T7 T2 T8 T3 T9 T4 T5 T6	Cable entry	-/-
HIGH	T1 T2 T3 T4 T7-T5 T8-T6 T9		

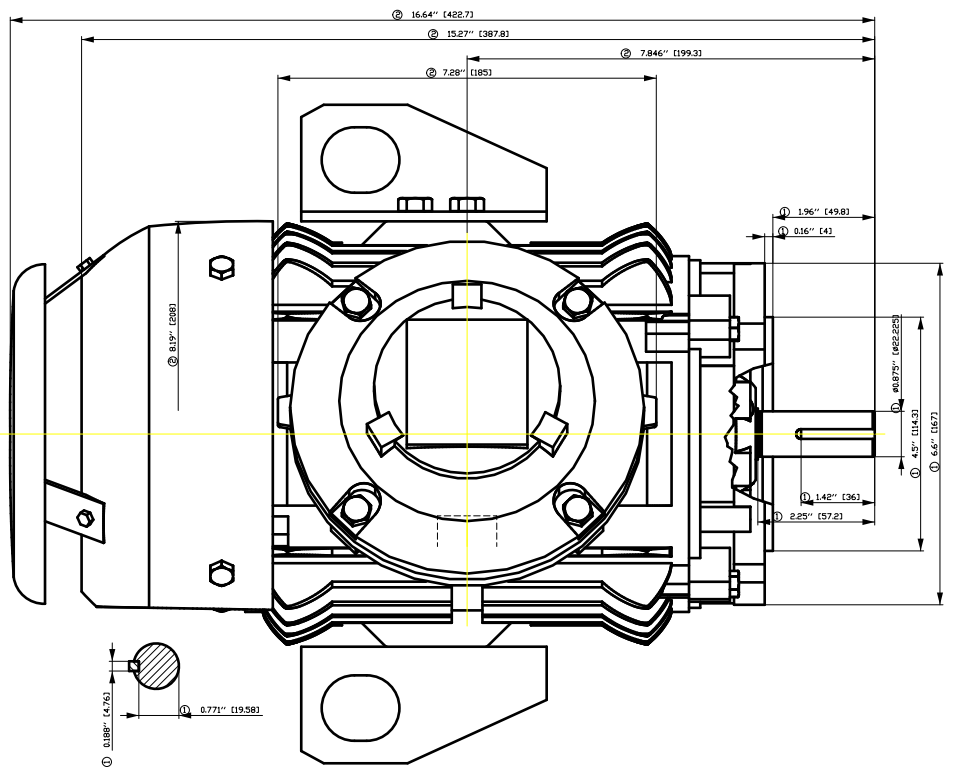
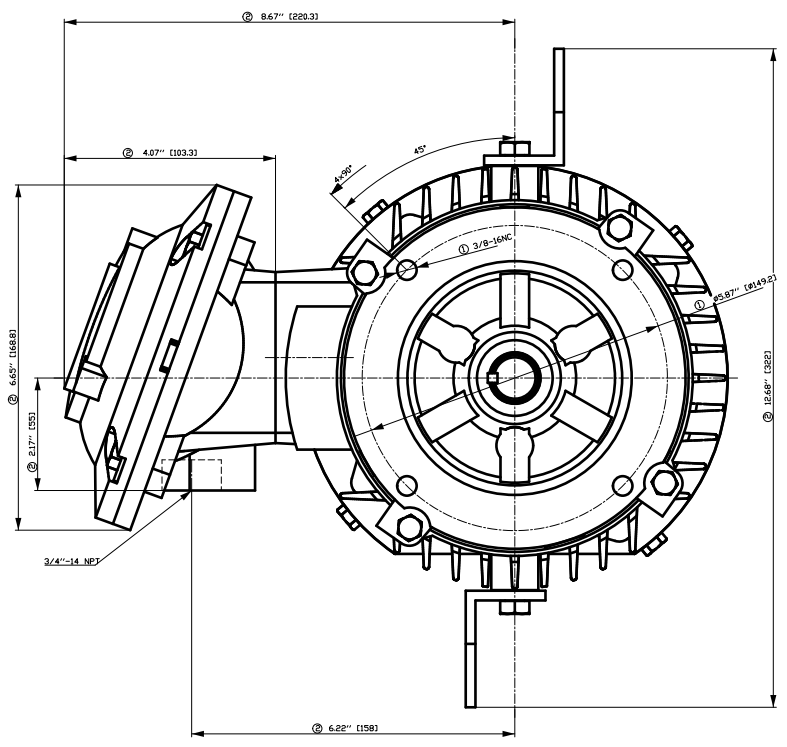
Notes:

1) I_r/I_N = locked rotor current / current nominal
 2) M_r/M_N = locked rotor torque / torque nominal
 3) M_b/M_N = break down torque / nominal torque

3) Value is valid only for DOL operation with motor design IC411
 2) at rated power / at full load

responsible dep.	technical reference	created by	approved by	<i>Technical data are subject to change! There may be discrepancies between software and hardware versions</i>
DI MC LVM		DT Configurator		

	document type	document status	customer	
	datasheet	released		
	title	document number		
	1MB2121-1AB21-6LG3			
		rev.	creation date	language Page
		01	2022-04-08 16:18	en 1/1

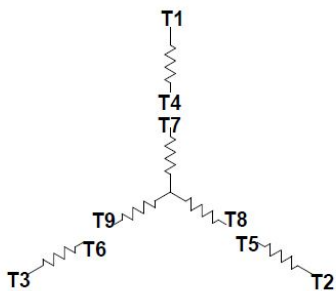


- ① Tolerances according to NEMA std.
- ② All these dimensions corresponding to assemblies and castings shall have a tolerance as per DIN standard 1686-GTB 19.
- ③ Not according to NEMA std.

Tolerance	Surface	Material	Weight	Scale
FT ÖGF CF E ÖGF E ŠÖH	Author	ÖGF E ŠÖH	É	1:1
É	Creator	ÖVS		
	Approval	T a : ^ & @ } *		
	Department			
	Change Order	MLFB		Doc Type
	Doc State	I ð BGG		Paper Size
	Revision	Index RS		1st Language
				2nd Language
© Siemens AG 2018	Project No	É	Ref No	É
				Sheet F of F

刀线管
 用转为
 中文
 标注
 面积
 01
 02
 03
 04
 05
 06
 07
 08
 09
 10
 11
 12
 13
 14
 15
 16
 17
 18
 19
 20
 21
 22
 23
 24
 25
 26
 27
 28
 29
 30
 31
 32
 33
 34
 35
 36
 37
 38
 39
 40
 41
 42
 43
 44
 45
 46
 47
 48
 49
 50
 51
 52
 53
 54
 55
 56
 57
 58
 59
 60
 61
 62
 63
 64
 65
 66
 67
 68
 69
 70
 71
 72
 73
 74
 75
 76
 77
 78
 79
 80
 81
 82
 83
 84
 85
 86
 87
 88
 89
 90
 91
 92
 93
 94
 95
 96
 97
 98
 99
 100

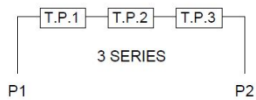
Main terminal diagram



9 LEAD WYE						
Volts	LINES			CONNECTED TOGETHER	CONN.	
	L1	L2	L3			
LOW	T1 T7	T2 T6	T3 T9	T4 T5 T6	YY	
HIGH	T1	T2	T3	T4 T7-T5 T8-T6 T9	Y	

Motor protection

THERMOSTATS



responsible dep.
DI MC LVM

technical reference

created by

approved by

Project

SIEMENS

document type
Wiring Diagram

title
1MB2121-1AB21-6LG3

document status
free

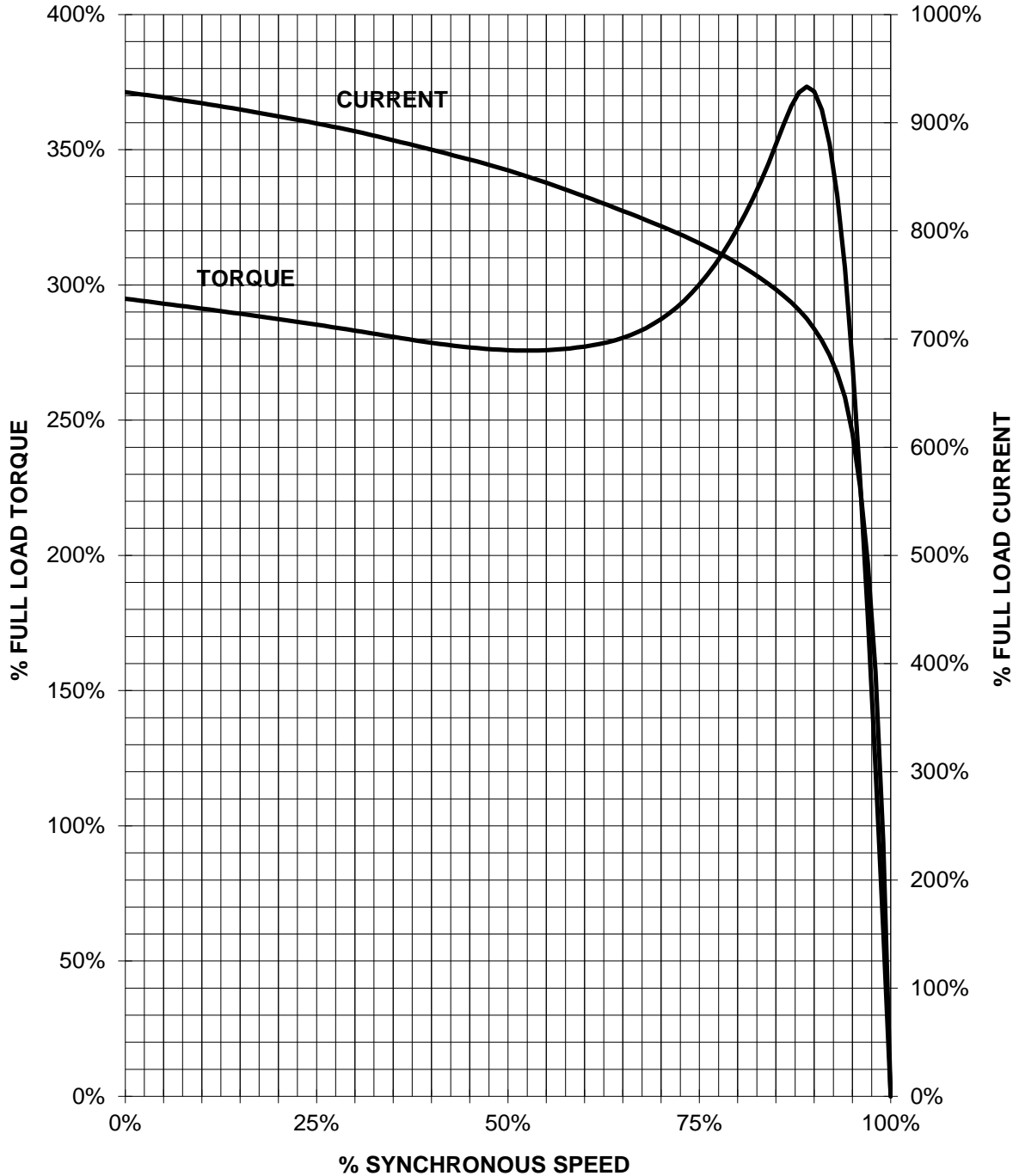
document number

customer

SIEMENS INDUSTRY, INC.

HP 1 VOLTS <600 RPM 1800 TYPE XP100
HZ 60 PHASE 3 FRAME 143T NEMA B

TORQUE & CURRENT VS. SPEED



CUSTOMER: _____ ORDER#: _____