

Data sheet for three-phase Squirrel-Cage-Motors SIMOTICS

Motor type: FS: 145T - 4p - 1.5 hp -

Client order no.	Item-No.	Offer no.
Order no.	Consignment no.	Project
Remarks		

Electrical data Class I, Div 1 Gr. C&D; Class II, Div1, Gr. F&G

U [V]	Δ/Y	f [Hz]	P [HP]	P [kW]	n [rpm]	I Load [Amps]					LRC	Nom. Eff Load [%]			Pwr. Factor Load [%]			Torque [lb-ft]	T _A /T _N LRT [%]	T _k /T _N BDT [%]
						4/4	3/4	1/2	0	4/4		3/4	2/4	4/4	3/4	2/4				
575		60	1.50	-/-	1,740	1.70	1.30	1.10	0.90	15.2	86.5	87.0	85.8	77.3	71.8	58.5	4.5	333	422	
Frame Type: 145T		Type of constr.: (A) Foot mounted - End shield				Ins. Cl.:Insulation class F		Motor Prot.:(G) Thermostats, Klixon type, normally closed				NEMA Des.: B		S.F.: 1.15						
Mtr. WT:88						Temp. Rise Cl.: B		Amb. Temp.: + to -20 °C @1000 m				kVA: M		IP IP65						

Mechanical data

Sound level (SPL / SWL) at 60 Hz	50.0 dB(A) / 62.0 dB(A)	Thickener	Polyurea					
Octave Band Center Frequencies Hertz		Safe Stall Time Hot	15 s					
250	500	1000	2000	4000	8000	Hz	Safe Stall Time Cold	21 s
SPL@3		dB(A)		Frame material	cast iron			
Moment of inertia	0.2 Lb-ft ²		Color, paint shade					
Ext Load Inertia Capability:	9.0 Lb ft ²		Coating (paint finish)					
Bearings				Ventilation Type				
Bearing DE NDE	6205 Z C3 S0		6205 Z C3 S0		Method of cooling			TEFC
Bearing_Type	Ball Bearing		Ball Bearing		Direction of rotation			Bidirectional
AFBMA:	25BC02JP30		25BC02JP30		Fan Material			Polypropylen ESD
Grease				VFD				CT: 4:1 VT: 20:1
Capacity	0.1 oz		0.1 oz		Space heaters			without
Grease Type:	Exxon Mobile EM				Brake:			-/-


Terminal box

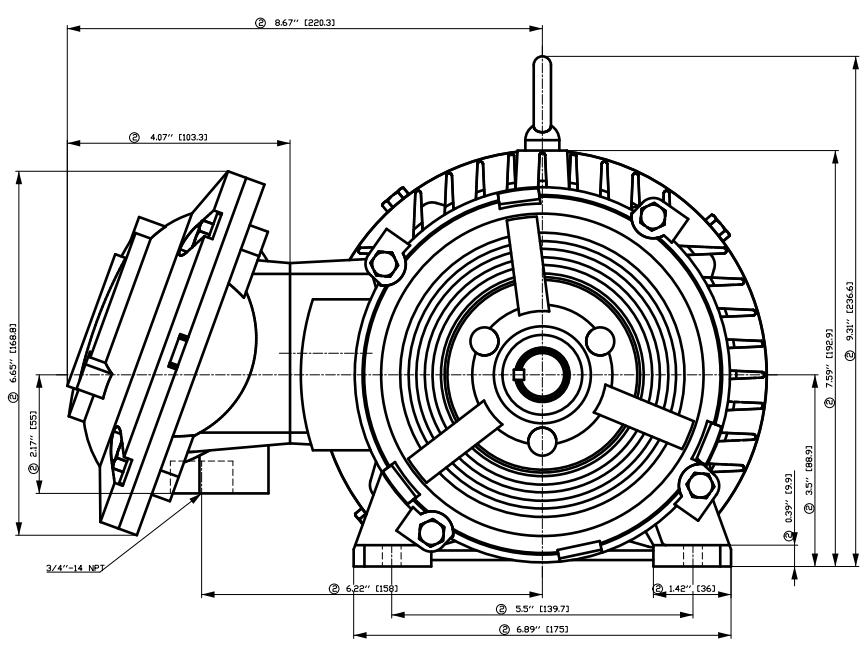
Lead Wire Connection	3 LEAD - WYE				Terminal box position	(3) Mounting - F-1
Voltage	L1	L1	L1	Connected together	Material of terminal box	
----	----	----	----	----	Cable entry	-/-
----	T1	T2	T3	----		

Notes:

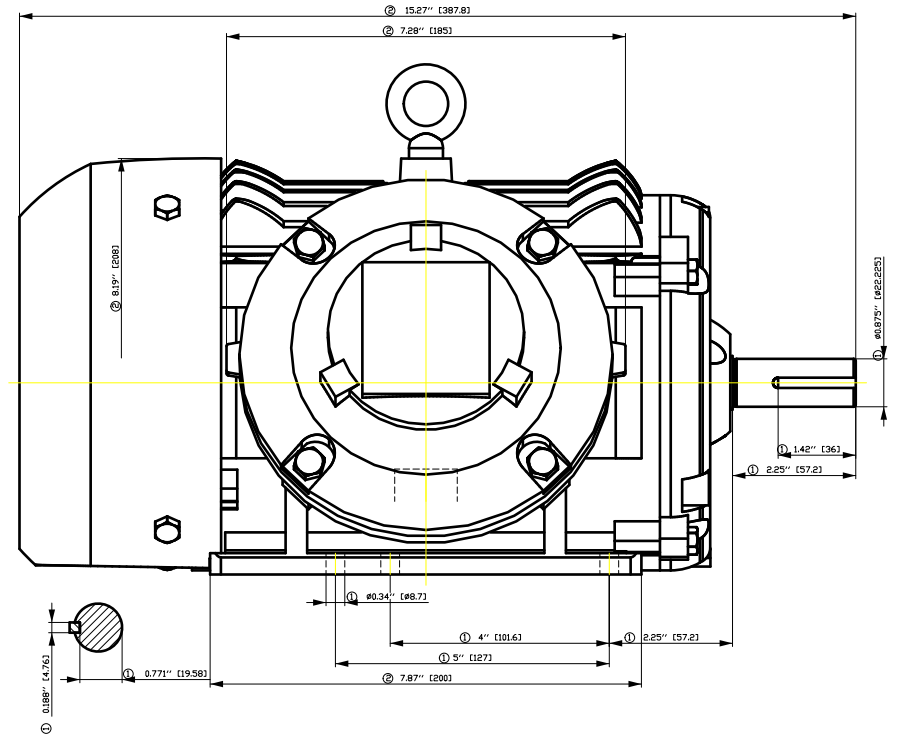
I_r/I_N = locked rotor current / current nominal
M_r/M_N = locked rotor torque / torque nominal
M_b/M_N = break down torque / nominal torque

3) Value is valid only for DOL operation with motor design IC411
2) at rated power / at full load

responsible dep. DI MC LVM	technical reference	created by DT Configurator	approved by	<i>Technical data are subject to change! There may be discrepancies between software and hardware versions</i>			
	document type datasheet	document status released		customer			
	title 1MB2121-1AB31-3AG3	document number					
© Siemens AG 2022	rev. 01	creation date 2022-04-08 16:19	language en	Page 1/1			

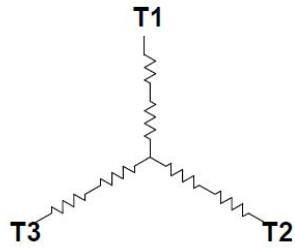


- ① Tolerances according to NEMA std.
- ② All these dimensions corresponding to assemblies and castings shall have a tolerance as per DIN standard 1686-GTB 19.
- ③ Not according to NEMA std.



Tolerance	Surface	Material	Weight	Scale
FT ÖGFC-EÖHFÖÖH É	Author Creator Approval Department Change Order	ÖS T æ : ^æ@` } *	É	{ {
SIEMENS	Doc. State Revision	I ð BGG Index RS	MFB Item No Doc No	Doc Type Paper Size 1st Language 2nd Language
© Siemens AG 2018	Project No	É	Ref No	É
				Sheet F of F

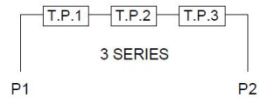
Main terminal diagram



3 LEAD WYE			
LINES			CONN.
L1	L2	L3	
T1	T2	T3	Y

Motor protection

THERMOSTATS



responsible dep.
DI MC LVM

technical reference

created by

approved by

Project

SIEMENS

document type
Wiring Diagram

title
1MB2121-1AB31-3AG3

document status
free

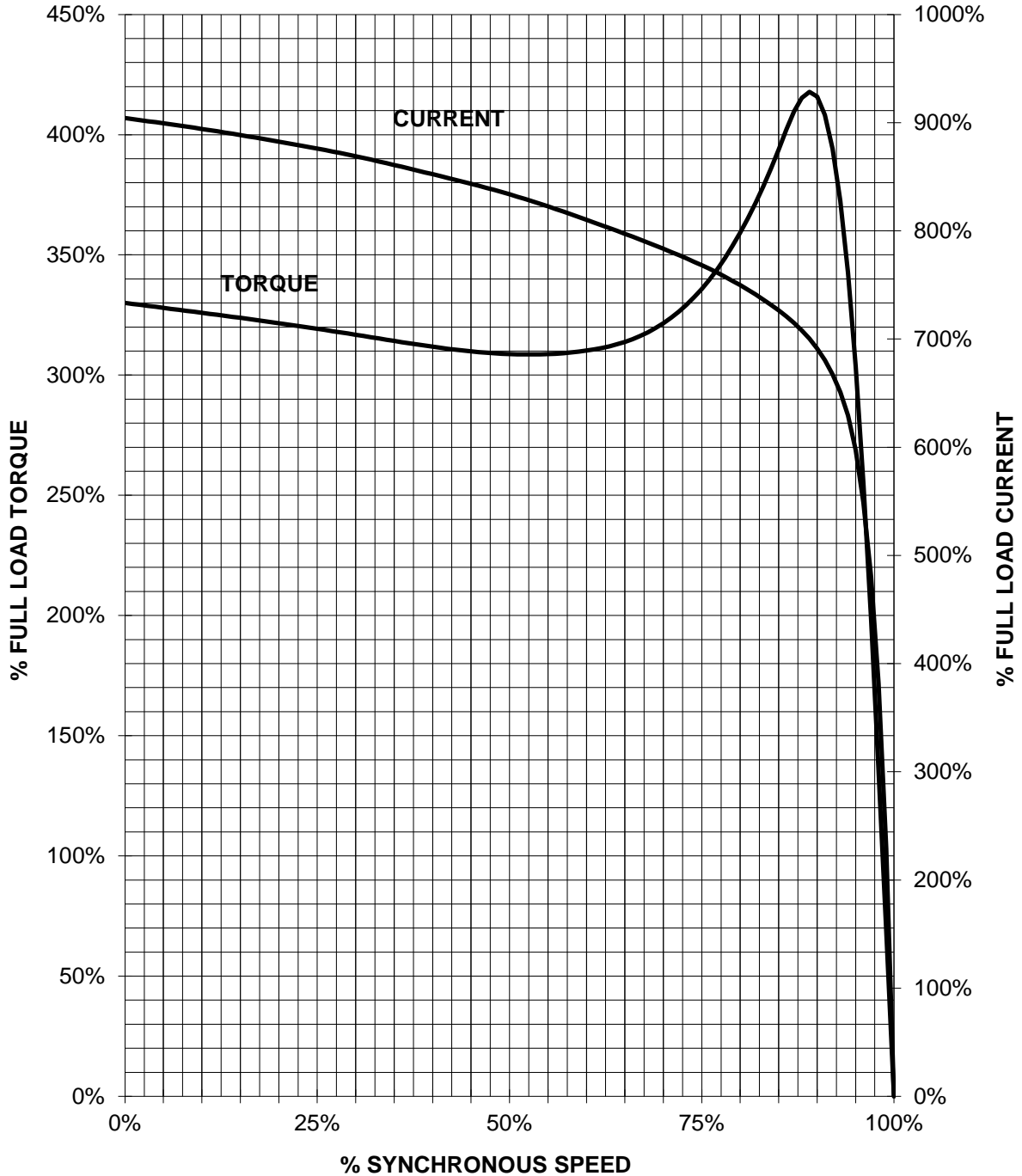
document number

customer

SIEMENS INDUSTRY, INC.

HP 1.5 VOLTS <600 RPM 1800 TYPE XP100
HZ 60 PHASE 3 FRAME 145T NEMA B

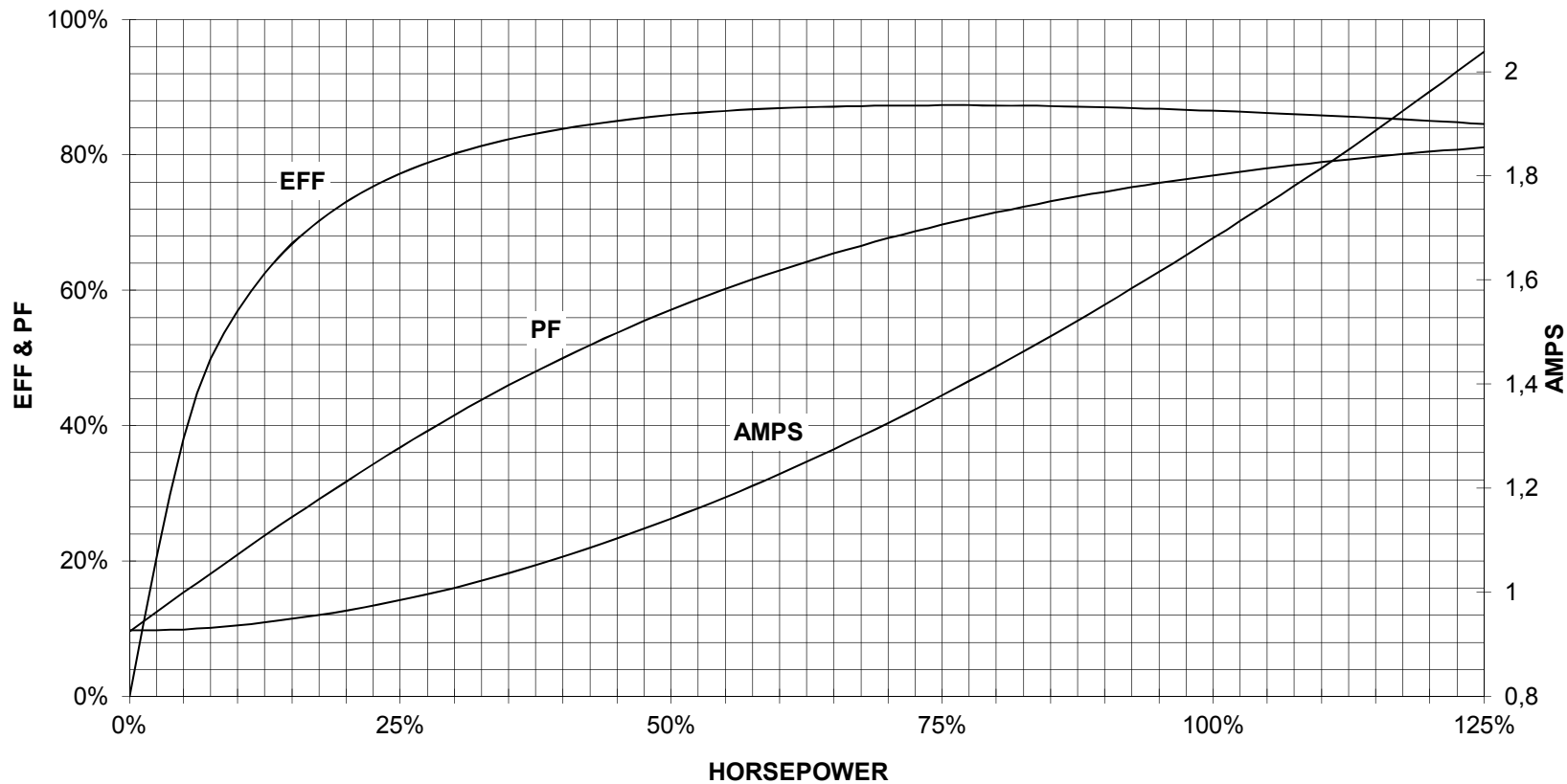
TORQUE & CURRENT VS. SPEED



CUSTOMER: _____ ORDER#: _____

1.5 HP 1800 RPM 145T FRAME 575 VOLTS 3 PHASE NEMA DESIGN B

SIEMENS INDUSTRY, INC.
PERFORMANCE CURVE
XP100



CUSTOMER _____ ORDER # _____ PO # _____

PERFORMANCE BASED ON DESIGN CALCULATIONS. SUBJECT TO CHANGE WITHOUT NOTICE.

REV. 1