

# Data sheet for three-phase Squirrel-Cage-Motors SIMOTICS

**Motor type:** FS: 145T - 6p - 1 hp -

Client order no.	Item-No.	Offer no.
Order no.	Consignment no.	Project
Remarks		

**Electrical data** Class I, Div 1 Gr. C&D; Class II, Div1, Gr. F&G

U [V]	$\Delta/Y$	f [Hz]	P [HP]	P [kW]	n [rpm]	I Load [Amps]					LRC	Nom. Eff Load [%]			Pwr. Factor Load [%]			Torque [lb-ft]	T <sub>A</sub> /T <sub>N</sub> LRT [%]	T <sub>k</sub> /T <sub>N</sub> BDT [%]
						4/4	3/4	1/2	0	4/4		3/4	2/4	4/4	3/4	2/4				
460		60	1.00	-/-	1,165	1.60	1.30	1.20	1.00	11.0	82.5	82.5	80.2	70.9	63.3	50.2	4.5	256	344	
230		60	1.00	-/-	1,165	3.20					82.5	82.5	80.2	70.9	63.3	50.2	4.5	256	344	

Frame Type: 145T	Type of constr.: (A) Foot mounted - End shield	Ins. Cl.:Insulation class F	Motor Prot.:(G) Thermostats, Klixon type, normally closed	NEMA Des.: B	S.F.: 1.15
Mtr. WT:88		Temp. Rise Cl.: B	Amb. Temp.: + to -20 °C @1000 m	kVA: K	IP IP65


**Mechanical data**

Sound level (SPL / SWL) at 60 Hz	50.0 dB(A) / 58.0 dB(A)	Thickener	Polyurea
Octave Band Center Frequencies Hertz	250 500 1000 2000 4000 8000 Hz	Safe Stall Time Hot	18 s
SPL@3	dB(A)	Safe Stall Time Cold	31 s
Moment of inertia	0.2 Lb-ft <sup>2</sup>	Frame material	cast iron
Ext Load Inertia Capability:	15.0 Lb ft <sup>2</sup>	Color, paint shade	
<b>Bearings</b>		Coating (paint finish)	
Bearing DE   NDE	6205 Z C3 S0   6205 Z C3 S0	<b>Ventilation Type</b>	
Bearing_Type	Ball Bearing   Ball Bearing	Method of cooling	TEFC
AFBMA:	25BC02JP30   25BC02JP30	Direction of rotation	Bidirectional
<b>Grease</b>		Fan Material	Polypropylen ESD
Capacity	0.1 oz   0.1 oz	VFD	CT: 4:1 VT: 20:1
Grease Type:	Exxon Mobile EM	Space heaters	without
		Brake:	-/-

**Terminal box**

Lead Wire Connection	9 LEAD - WYE	Terminal box position	(3) Mounting - F-1
Voltage	L1 L1 L1 Connected together	Material of terminal box	
LOW	T1 T7 T2 T8 T3 T9 T4 T5 T6	Cable entry	-/-
HIGH	T1 T2 T3 T4 T7-T5 T8-T6 T9		

<b>Notes:</b>	<p>1) I<sub>r</sub>/I<sub>N</sub> = locked rotor current / current nominal</p> <p>2) M<sub>r</sub>/M<sub>N</sub> = locked rotor torque / torque nominal</p> <p>3) M<sub>b</sub>/M<sub>N</sub> = break down torque / nominal torque</p> <p>3) Value is valid only for DOL operation with motor design IC411</p> <p>2) at rated power / at full load</p>
---------------	--------------------------------------------------------------------------------------------------------------------------------------------------------------------------------------------------------------------------------------------------------------------------------------------------------------------------------------------------------

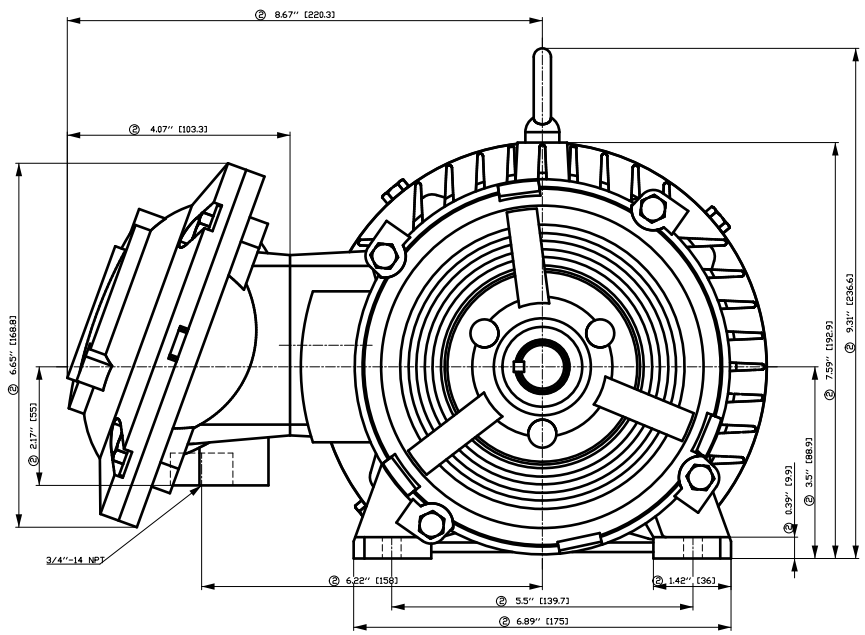
responsible dep. DI MC LVM	technical reference	created by DT Configurator	approved by	<i>Technical data are subject to change! There may be discrepancies between our website and our data sheets.</i>	
	document type datasheet	document status released	customer		
	title 1MB2121-1AC31-4AG3	document number	rev. 01	creation date 2022-04-08 16:22	language en
© Siemens AG 2022				Page 1/1	

刀线管  
用文  
所文  
图  
积

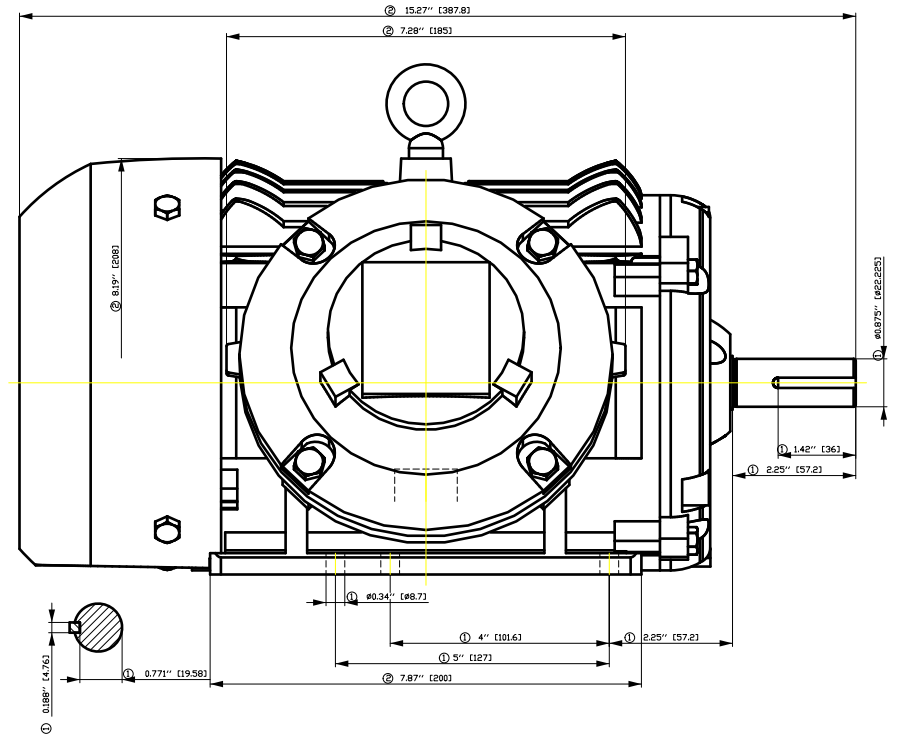
刀线管  
用文  
所文  
图  
积

刀线管  
用文  
所文  
图  
积

刀线管  
用文  
所文  
图  
积

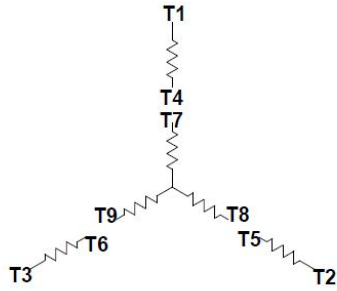


- ① Tolerances according to NEMA std.
- ② All these dimensions corresponding to assemblies and castings shall have a tolerance as per DIN standard 1686-GTB 19.
- ③ Not according to NEMA std.



Tolerance	Surface	Material	Weight	Scale
FT ÖGFCEÖHFÖ ÖÖH É	Author Creator Approval Department Change Order	ÖS T æ : ^æ@` } *	É	{ {
SIEMENS	Doc. State Revision	I ð BGG Index RS	MFB Item No Doc No	Doc Type Paper Size 1st Language 2nd Language
	© Siemens AG 2018 Project No	É	Ref No	É Sheet F of F

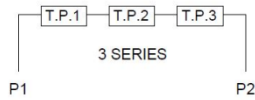
Main terminal diagram



9 LEAD WYE						
Volts	LINES			CONNECTED TOGETHER	CONN.	
	L1	L2	L3			
LOW	T1 T7	T2 T6	T3 T9	T4 T5 T6	YY	
HIGH	T1	T2	T3	T4 T7-T5 T8-T6 T9	Y	

Motor protection

THERMOSTATS



responsible dep.  
DI MC LVM

technical reference

created by

approved by

Project

**SIEMENS**

document type  
Wiring Diagram

title  
1MB2121-1AC31-4AG3

document status  
free

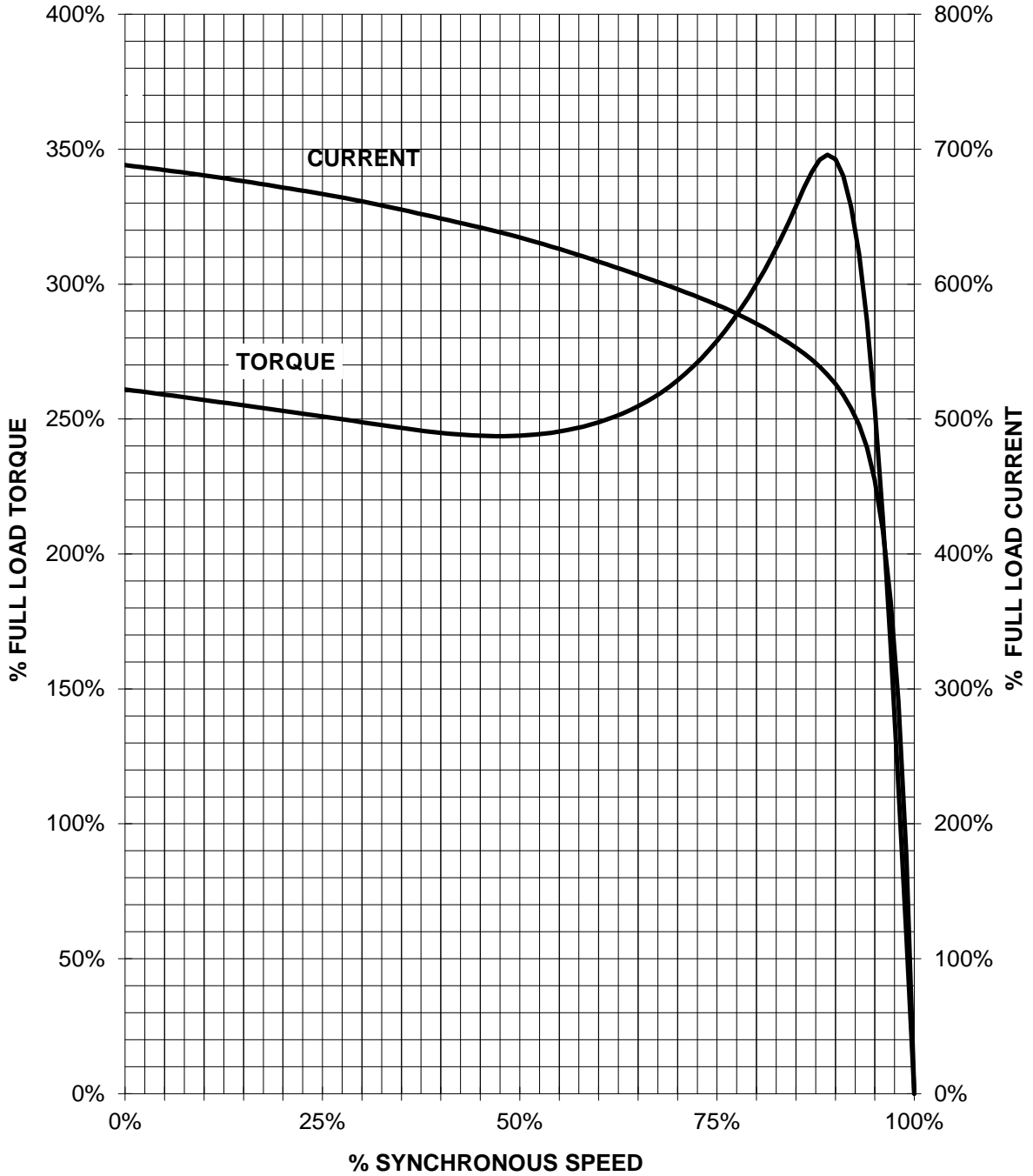
document number

customer

# SIEMENS INDUSTRY, INC.

HP 1 VOLTS <600 RPM 1200 TYPE XP100  
HZ 60 PHASE 3 FRAME 145T NEMA B

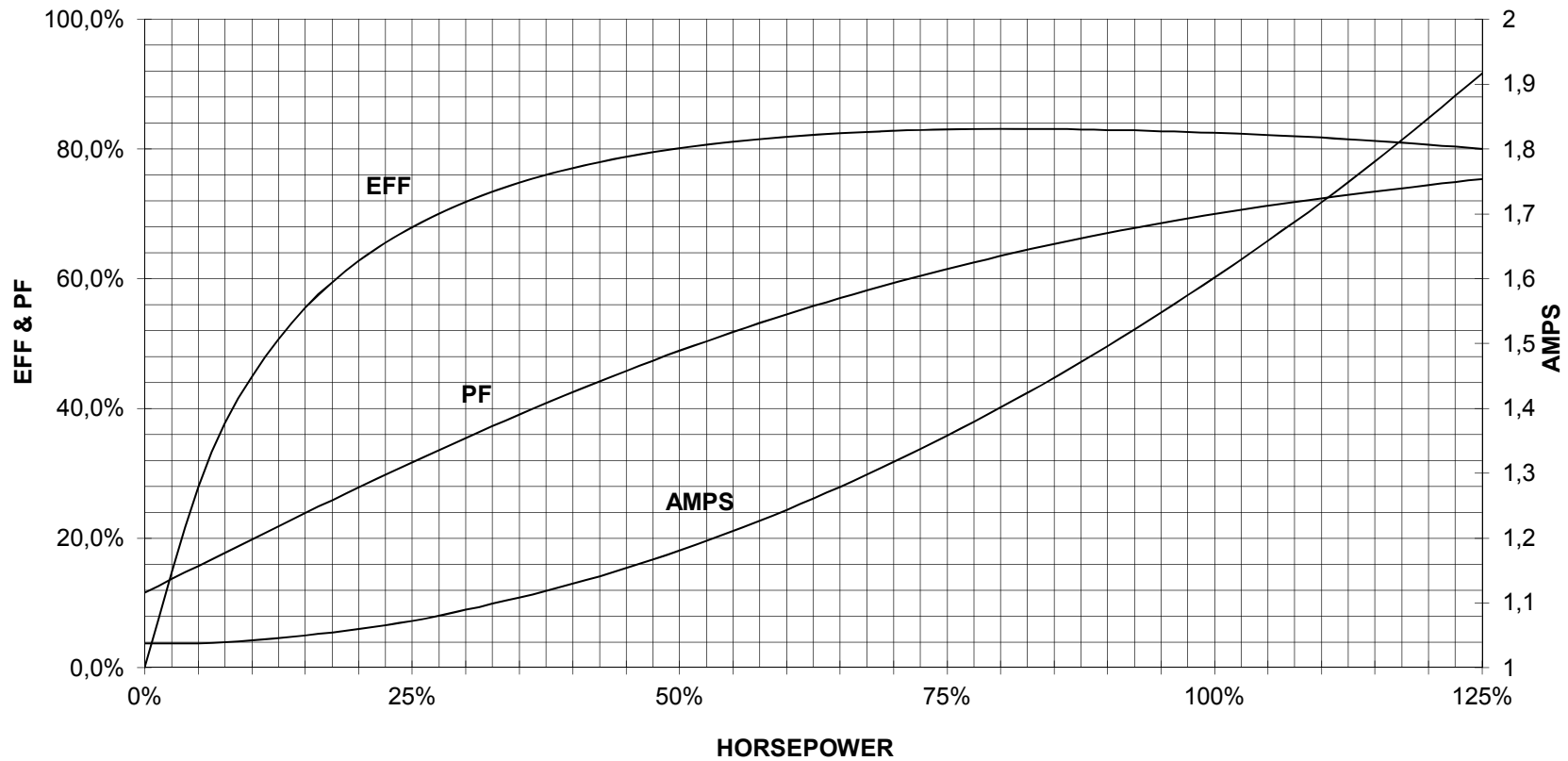
## TORQUE & CURRENT VS. SPEED



CUSTOMER: \_\_\_\_\_ ORDER#: \_\_\_\_\_

1 HP 1200 RPM 145T FRAME 460 VOLTS 3 PHASE NEMA DESIGN B

**SIEMENS INDUSTRY, INC.**  
**PERFORMANCE CURVE**  
**XP100**



CUSTOMER \_\_\_\_\_ ORDER # \_\_\_\_\_ PO # \_\_\_\_\_

PERFORMANCE BASED ON DESIGN CALCULATIONS. SUBJECT TO CHANGE WITHOUT NOTICE.

REV. 1