

Data sheet for three-phase Squirrel-Cage-Motors SIMOTICS

Motor type: FS: 184TCV - 4p - 5 hp -

Client order no.	Item-No.	Offer no.
Order no.	Consignment no.	Project

Remarks

Electrical data Class I, Div 1 Gr. C&D; Class II, Div1, Gr. F&G

U [V]	Δ/Y	f [Hz]	P [HP]	P [kW]	n [rpm]	I Load [Amps]					LRC	Nom. Eff Load [%]			Pwr. Factor Load [%]			Torque [lb-ft]	T _A /T _N LRT [%]	T _k /T _N BDT [%]
						4/4	3/4	1/2	0	4/4		3/4	2/4	4/4	3/4	2/4				
460		60	5.00	-/-	1,755	6.40	5.20	4.10	3.00	50.0	89.5	90.0	89.2	80.5	75.1	63.6	15.0	220	353	
230		60	5.00	-/-	1,755	12.80					89.5	90.0	89.2	80.5	75.1	63.6	15.0	220	353	

Frame Type: 184TCV	Type of constr.: (L) Round body - C-Face w/drip cover + hooks	Ins. Cl.:Insulation class F	Motor Prot.:(G) Thermostats, Klixon type, normally closed	NEMA Des.: B	S.F.: 1.15
Mtr. WT:125		Temp. Rise Cl.: B	Amb. Temp.: + to -20 °C @1000 m	kVA: J	IP IP65

Mechanical data


Sound level (SPL / SWL) at 60 Hz	57.0 dB(A) / 67.0 dB(A)	Thickener	Polyurea
Octave Band Center Frequencies Hertz	250 500 1000 2000 4000 8000 Hz	Safe Stall Time Hot	14 s
SPL@3	dB(A)	Safe Stall Time Cold	29 s
Moment of inertia	0.3 Lb-ft ²	Frame material	cast iron
Ext Load Inertia Capability:	27.0 Lb ft ²	Color, paint shade	
Bearings		Coating (paint finish)	
Bearing DE NDE	6206 Z C3 S0 6206 Z C3 S0	Ventilation Type	
Bearing_Type	Ball Bearing Ball Bearing	Method of cooling	TEFC
AFBMA:	30BC02JP30 30BC02JP30	Direction of rotation	Bidirectional
Grease		Fan Material	Polypropylen ESD
Capacity	0.2 oz 0.2 oz	VFD	CT: 4:1 VT: 20:1
Grease Type:	Exxon Mobile EM	Space heaters	without
		Brake:	-/-

Terminal box

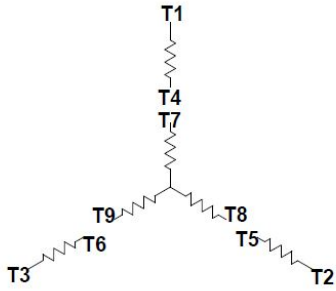
Lead Wire Connection	9 LEAD - WYE	Terminal box position	(3) Mounting - F-1
Voltage	L1 L1 L1 Connected together	Material of terminal box	
LOW	T1 T7 T2 T8 T3 T9 T4 T5 T6	Cable entry	-/-
HIGH	T1 T2 T3 T4 T7-T5 T8-T6 T9		

Notes:
 I_r/I_N = locked rotor current / current nominal
 M_r/M_N = locked rotor torque / torque nominal
 M_d/M_N = break down torque / nominal torque
 3) Value is valid only for DOL operation with motor design IC411
 2) at rated power / at full load

responsible dep. DI MC LVM	technical reference	created by DT Configurator	approved by	<i>Technical data are subject to change! There may be discrepancies between software and hardware versions</i>
-------------------------------	---------------------	-------------------------------	-------------	--

	document type datasheet	document status released	customer	
	title 1MB2121-1CB31-6LG3	document number		
© Siemens AG 2022	rev. 01	creation date 2022-04-08 17:45	language en	Page 1/1

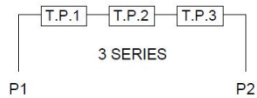
Main terminal diagram



9 LEAD WYE					
Volts	LINES			CONNECTED TOGETHER	CONN.
	L1	L2	L3		
LOW	T1 T7	T2 T6	T3 T9	T4 T5 T6	YY
HIGH	T1	T2	T3	T4 T7-T5 T8-T6 T9	Y

Motor protection

THERMOSTATS



responsible dep.
DI MC LVM

technical reference

created by

approved by

Project

SIEMENS

document type
Wiring Diagram

title
1MB2121-1CB31-6LG3

document status
free

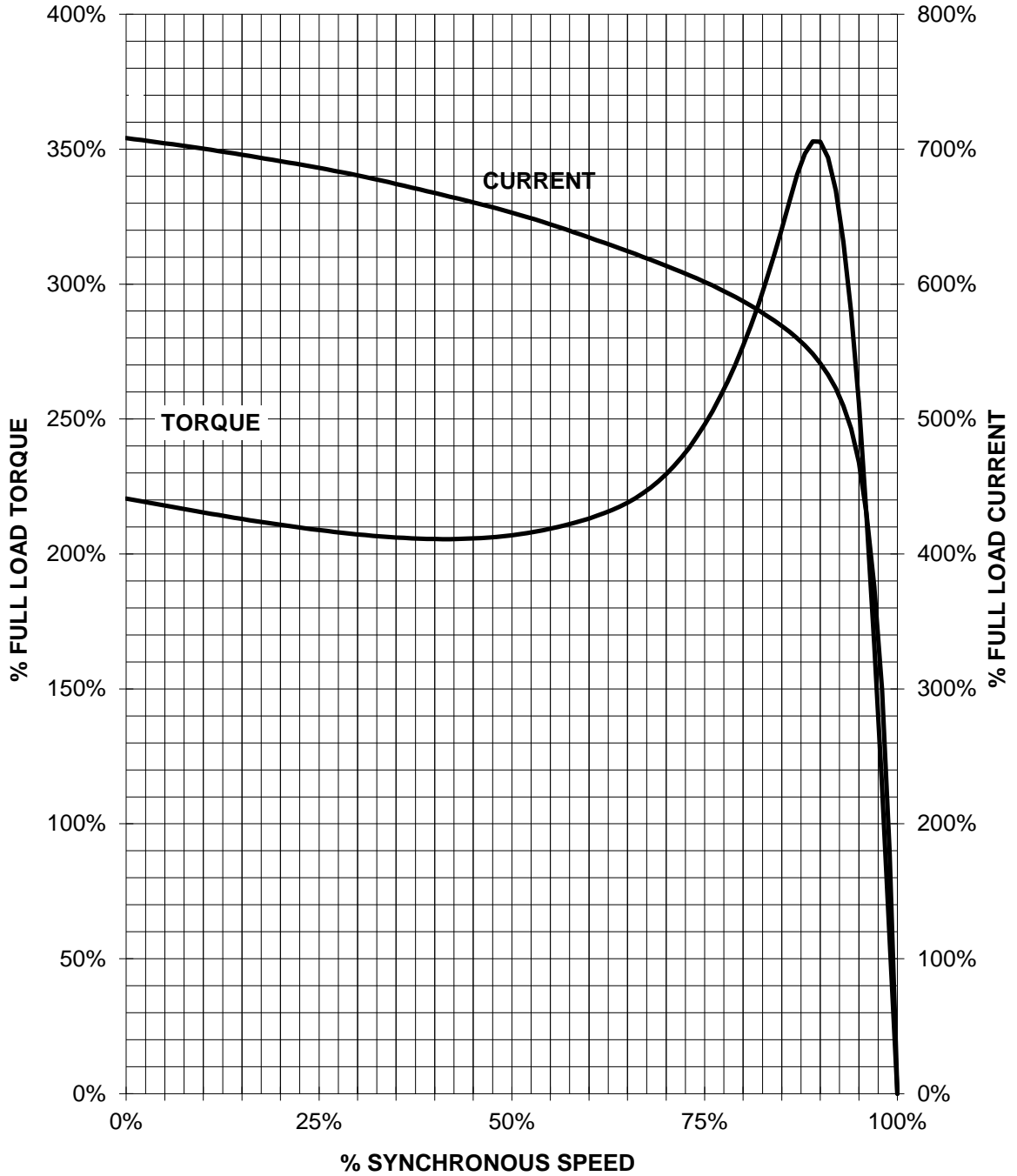
document number

customer

SIEMENS INDUSTRY, INC.

HP 5 VOLTS <600 RPM 1800 TYPE XP100
HZ 60 PHASE 3 FRAME 184T NEMA B

TORQUE & CURRENT VS. SPEED



CUSTOMER: _____ ORDER#: _____