

Data sheet for three-phase Squirrel-Cage-Motors SIMOTICS

Motor type: FS: 215TCV - 2p - 10 hp -

Client order no.	Item-No.	Offer no.
Order no.	Consignment no.	Project
Remarks		

Electrical data Class I, Div 1 Gr. C&D; Class II, Div1, Gr. F&G

U [V]	Δ/Y	f [Hz]	P [HP]	P [kW]	n [rpm]	I Load [Amps]					Nom. Eff Load [%]			Pwr. Factor Load [%]			Torque [lb-ft]	T _A /T _N LRT [%]	T _k /T _N BDT [%]
						4/4	3/4	1/2	0	LRC	4/4	3/4	2/4	4/4	3/4	2/4			
460		60	10.00	-/-	3,515	11.50	8.70	6.30	3.50	81.0	90.2	91.1	91.0	90.3	88.8	81.5	15.0	180	440
230		60	10.00	-/-	3,515	23.00					90.2	91.1	91.0	90.3	88.8	81.5	15.0	180	440

Frame Type: 215TCV	Type of constr.: (L) Round body - C-Face w/drip cover + hooks	Ins. Cl.:Insulation class F	Motor Prot.:(G) Thermostats, Klixon type, normally closed	NEMA Des.: B	S.F.: 1.15
Mtr. WT:185		Temp. Rise Cl.: B	Amb. Temp.: + to -20 °C @1000 m	kVA: H	IP IP65


Mechanical data

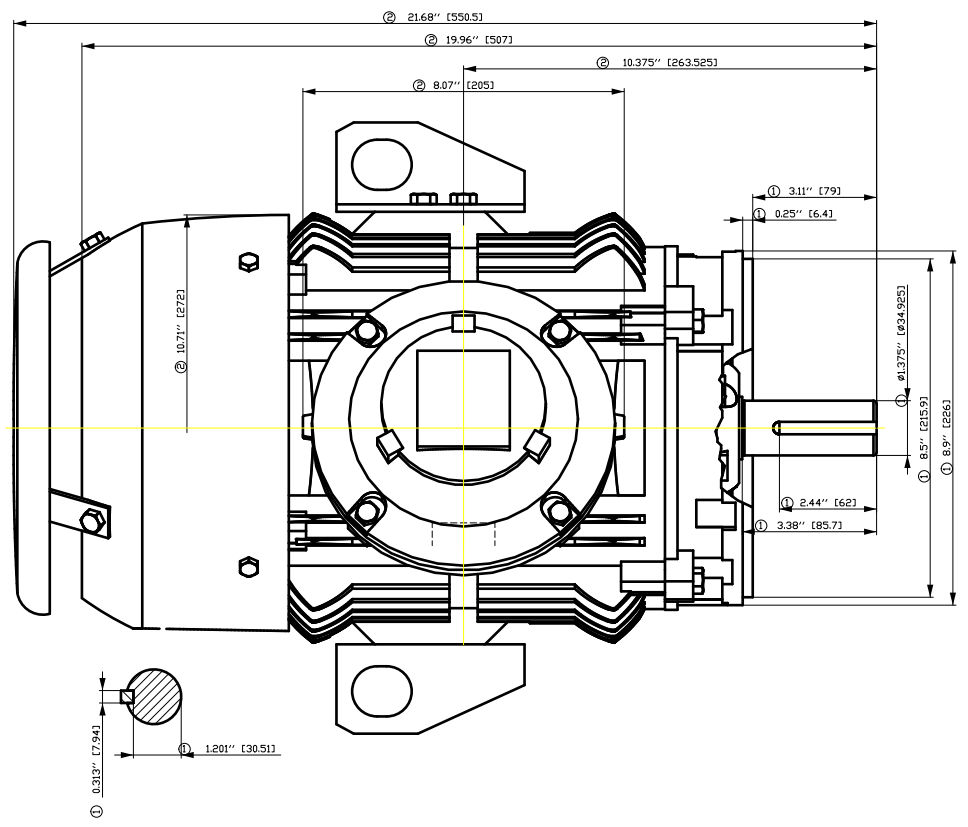
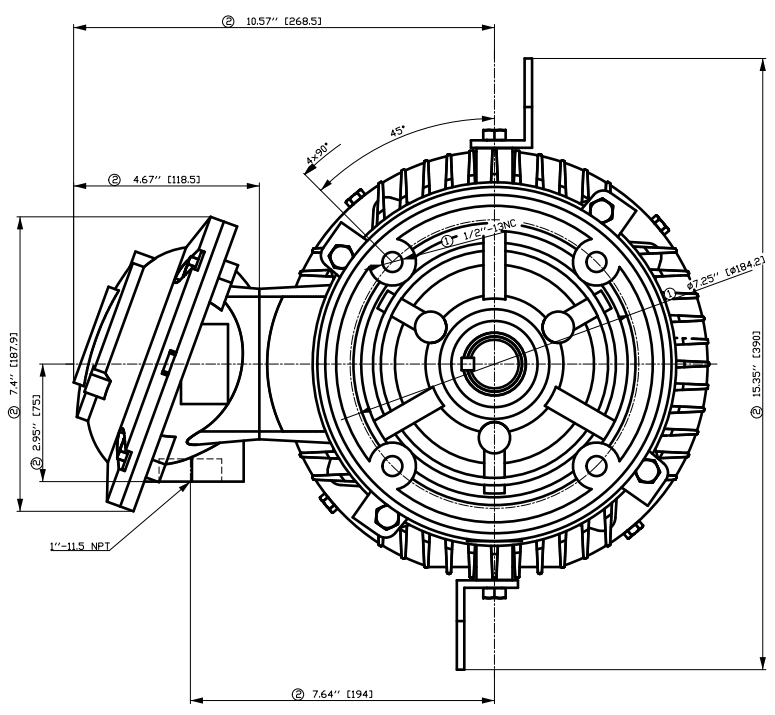
Sound level (SPL / SWL) at 60 Hz	66.0 dB(A) / 78.0 dB(A)	Thickener	Polyurea
Octave Band Center Frequencies Hertz	250 500 1000 2000 4000 8000 Hz	Safe Stall Time Hot	14 s
SPL@3	dB(A)	Safe Stall Time Cold	28 s
Moment of inertia	0.6 Lb-ft ²	Frame material	cast iron
Ext Load Inertia Capability:	11.0 Lb ft ²	Color, paint shade	
Bearings		Coating (paint finish)	
Bearing DE NDE	6208 Z C3 S0 6208 Z C3 S0	Ventilation Type	
Bearing_Type	Ball Bearing Ball Bearing	Method of cooling	TEFC
AFBMA:	40BC02JP30 40BC02JP30	Direction of rotation	Bidirectional
Grease		Fan Material	Polypropylen ESD
Capacity	0.3 oz 0.3 oz	VFD	CT: 4:1 VT: 20:1
Grease Type:	Exxon Mobile EM	Space heaters	without
		Brake:	-/-

Terminal box

Lead Wire Connection	9 LEAD - WYE	Terminal box position	(3) Mounting - F-1
Voltage	L1 L1 L1 Connected together	Material of terminal box	
LOW	T1 T7 T2 T8 T3 T9 T4 T5 T6	Cable entry	-/-
HIGH	T1 T2 T3 T4 T7-T5 T8-T6 T9		

Notes:
 I_r/I_N = locked rotor current / current nominal
 M_r/M_N = locked rotor torque / torque nominal
 M_d/M_N = break down torque / nominal torque
 3) Value is valid only for DOL operation with motor design IC411
 2) at rated power / at full load

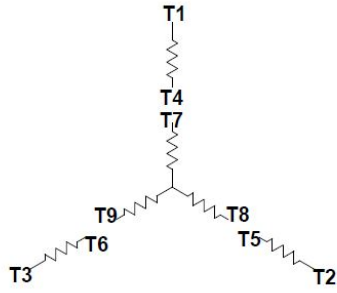
responsible dep. DI MC LVM	technical reference	created by DT Configurator	approved by	<i>Technical data are subject to change! There may be discrepancies between software and hardware versions</i>			
	document type datasheet	document status released	customer				
	title 1MB2121-2AA21-6LG3	document number					
© Siemens AG 2022	rev. 01	creation date 2022-04-08 18:51	language en	Page 1/1			



- ① Tolerances according to NEMA std.
- ② All these dimensions corresponding to assemblies and castings shall have a tolerance as per DIN standard 1686-GTB 19.
- ③ Not according to NEMA std.

Tolerance	Surface	Material	Weight	Scale	
FT ÖGFC EÖGFE ŠÖH	Author	Ö a \} • q } a b i a z a *	E		
E	Creator				ÖVS
	Approval				T a e : ^ z @ } *
	Department				
	Change Order	MFB		Doc Type	
SIEMENS	Doc. State	I B EGG	Item No	Paper Size	
	Revision	Index RS	Doc No	1st Language	
				2nd Language	
© Siemens AG 2018	Project No	E	Ref No	E	
				Sheet F of F	

Main terminal diagram



9 LEAD WYE						
Volts	LINES			CONNECTED TOGETHER	CONN.	
	L1	L2	L3			
LOW	T1 T7	T2 T6	T3 T9	T4 T5 T6	YY	
HIGH	T1	T2	T3	T4 T7-T5 T8-T6 T9	Y	

Motor protection

THERMOSTATS



responsible dep.
DI MC LVM

technical reference

created by

approved by

Project

SIEMENS

document type
Wiring Diagram

title
1MB2121-2AA21-6LG3

document status
free

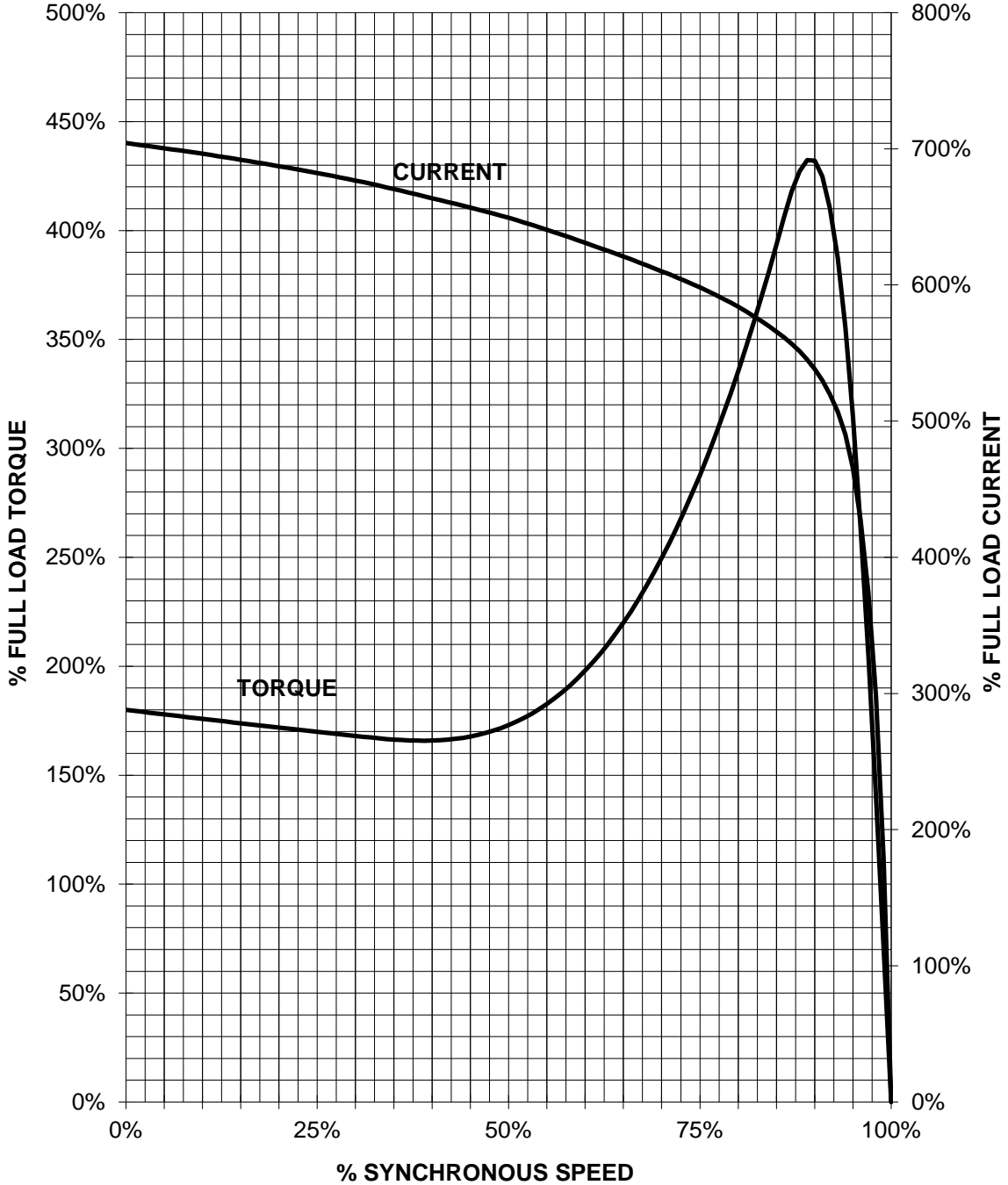
document number

customer

SIEMENS INDUSTRY, INC.

HP 10 VOLTS <600 RPM 3600 TYPE XP100
HZ 60 PHASE 3 FRAME 215T NEMA B

TORQUE & CURRENT VS. SPEED



CUSTOMER: _____ ORDER#: _____