

Data sheet for three-phase Squirrel-Cage-Motors SIMOTICS

Motor type: FS: 213TCV - 8p - 2 hp -

Client order no.	Item-No.	Offer no.
Order no.	Consignment no.	Project
Remarks		

Electrical data Class I, Div 1 Gr. C&D; Class II, Div1, Gr. F&G

U [V]	Δ/Y	f [Hz]	P [HP]	P [kW]	n [rpm]	I Load [Amps]					LRC	Nom. Eff Load [%]			Pwr. Factor Load [%]			Torque [lb-ft]	T _A /T _N LRT [%]	T _k /T _N BDT [%]
						4/4	3/4	1/2	0	4/4		3/4	2/4	4/4	3/4	2/4				
460		60	2.00	-/-	870	3.30	2.60	2.20	2.00	16.0	84.0	84.5	84.0	67.0	63.0	51.0	16.0	175	262	
230		60	2.00	-/-	870	6.60					84.0	84.5	84.0	67.0	63.0	51.0	16.0	175	262	

Frame Type: 213TCV	Type of constr.: (L) Round body - C-Face w/drip cover + hooks	Ins. Cl.:Insulation class F	Motor Prot.:(G) Thermostats, Klixon type, normally closed	NEMA Des.: B	S.F.: 1.15
Mtr. WT:161		Temp. Rise Cl.: B	Amb. Temp.: + to -20 °C @1000 m	kVA: H	IP IP65

Mechanical data

Sound level (SPL / SWL) at 60 Hz	64.0 dB(A) / 71.0 dB(A)	Thickener	Polyurea
Octave Band Center Frequencies Hertz	250 500 1000 2000 4000 8000 Hz	Safe Stall Time Hot	22 s
SPL@3		Safe Stall Time Cold	38 s
Moment of inertia	0.5 Lb-ft ²	Frame material	cast iron
Ext Load Inertia Capability:	60.0 Lb ft ²	Color, paint shade	
Bearings		Coating (paint finish)	
Bearing DE NDE	6208 Z C3 S0 6208 Z C3 S0	Ventilation Type	
Bearing_Type	Ball Bearing Ball Bearing	Method of cooling	TEFC
AFBMA:	40BC02JP30 40BC02JP30	Direction of rotation	Bidirectional
Grease		Fan Material	Polypropylen ESD
Capacity	0.3 oz 0.3 oz	VFD	CT: 4:1 VT: 20:1
Grease Type:	Exxon Mobile EM	Space heaters	without
		Brake:	-/-

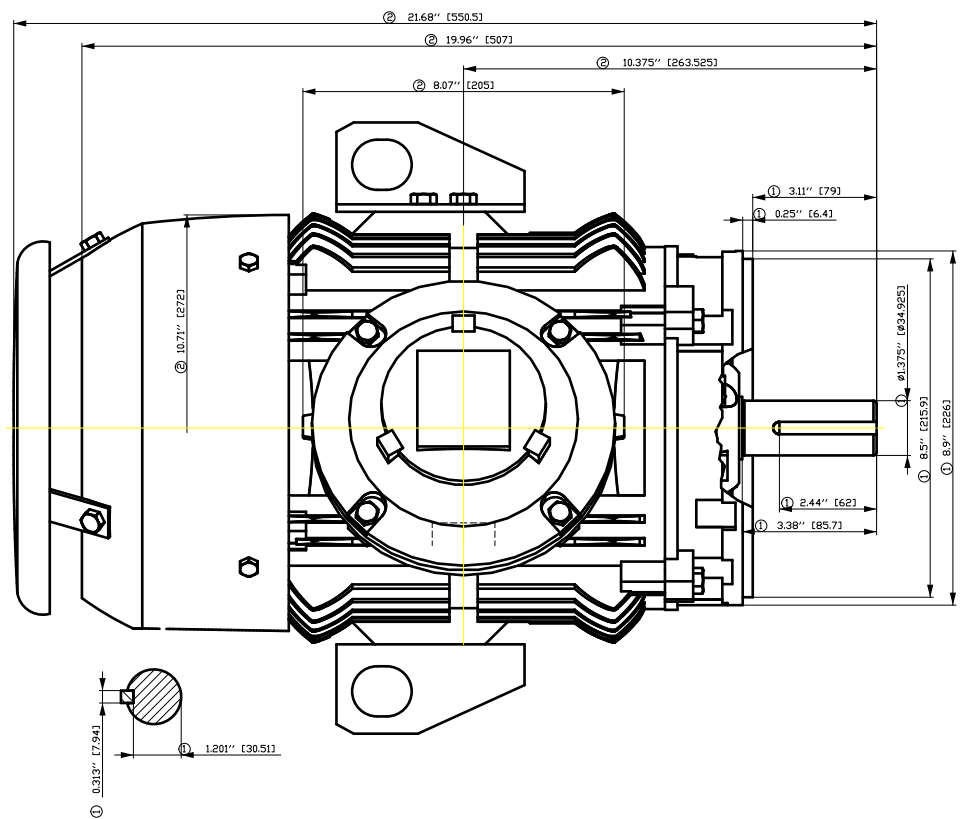
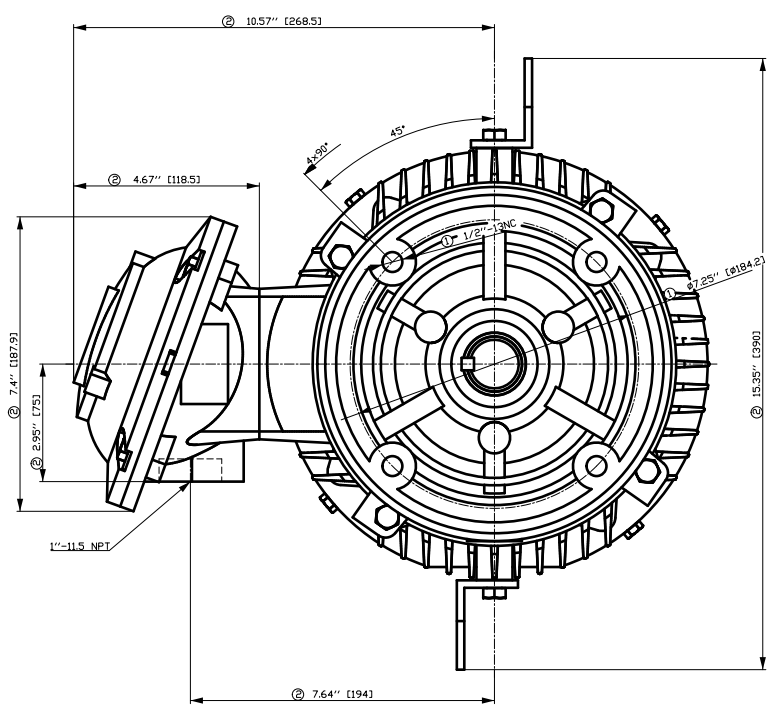
Terminal box

Lead Wire Connection	9 LEAD - WYE	Terminal box position	(3) Mounting - F-1
Voltage	L1 L1 L1 Connected together	Material of terminal box	
LOW	T1 T7 T2 T8 T3 T9 T4 T5 T6	Cable entry	-/-
HIGH	T1 T2 T3 T4 T7-T5 T8-T6 T9		

Notes:			
I _r /I _N = locked rotor current / current nominal	M _r /M _N = locked rotor torque / torque nominal	M _b /M _N = break down torque / nominal torque	3) Value is valid only for DOL operation with motor design IC411 2) at rated power / at full load

responsible dep.	technical reference	created by	approved by	<i>Technical data are subject to change! There may be discrepancies between datasheet and motor nameplate</i>
DI MC LVM		DT Configurator		

	document type	document status	customer	
	datasheet	released		
	title	document number		
	1MB2121-2AD11-6LG3			
© Siemens AG 2022		rev.	creation date	language Page
		01	2022-04-08 18:57	en 1/1



- ① Tolerances according to NEMA std.
- ② All these dimensions corresponding to assemblies and castings shall have a tolerance as per DIN standard 1686-GTB 19.
- ③ Not according to NEMA std.

Tolerance	Surface	Material	Weight	Scale
			Ë	{ {
FT ÖGFCÖÖFFÉ SÖH	Author	Öä \)•4)ä/äz ä*		
Ë	Creator	ÖVS		
	Approval	T æ : ^ä@ } *		
	Department			
	Change Order	MFB		Doc Type /
SIEMENS	Doc State	I ð EGG	Item No	Paper Size CH
	Revision	Index RS	Doc No	1st Language ^
© Siemens AG 2018	Project No	Ë	Ref No	Ë
				2nd Language ä^
				Sheet F of F

Main terminal diagram



9 LEAD WYE						
Volts	LINES			CONNECTED TOGETHER	CONN.	
	L1	L2	L3			
LOW	T1 T7	T2 T6	T3 T9	T4 T5 T6	YY	
HIGH	T1	T2	T3	T4 T7-T5 T8-T6 T9	Y	

Motor protection

THERMOSTATS



responsible dep.
DI MC LVM

technical reference

created by

approved by

Project

SIEMENS

document type
Wiring Diagram

title
1MB2121-2AD11-6LG3

document status
free

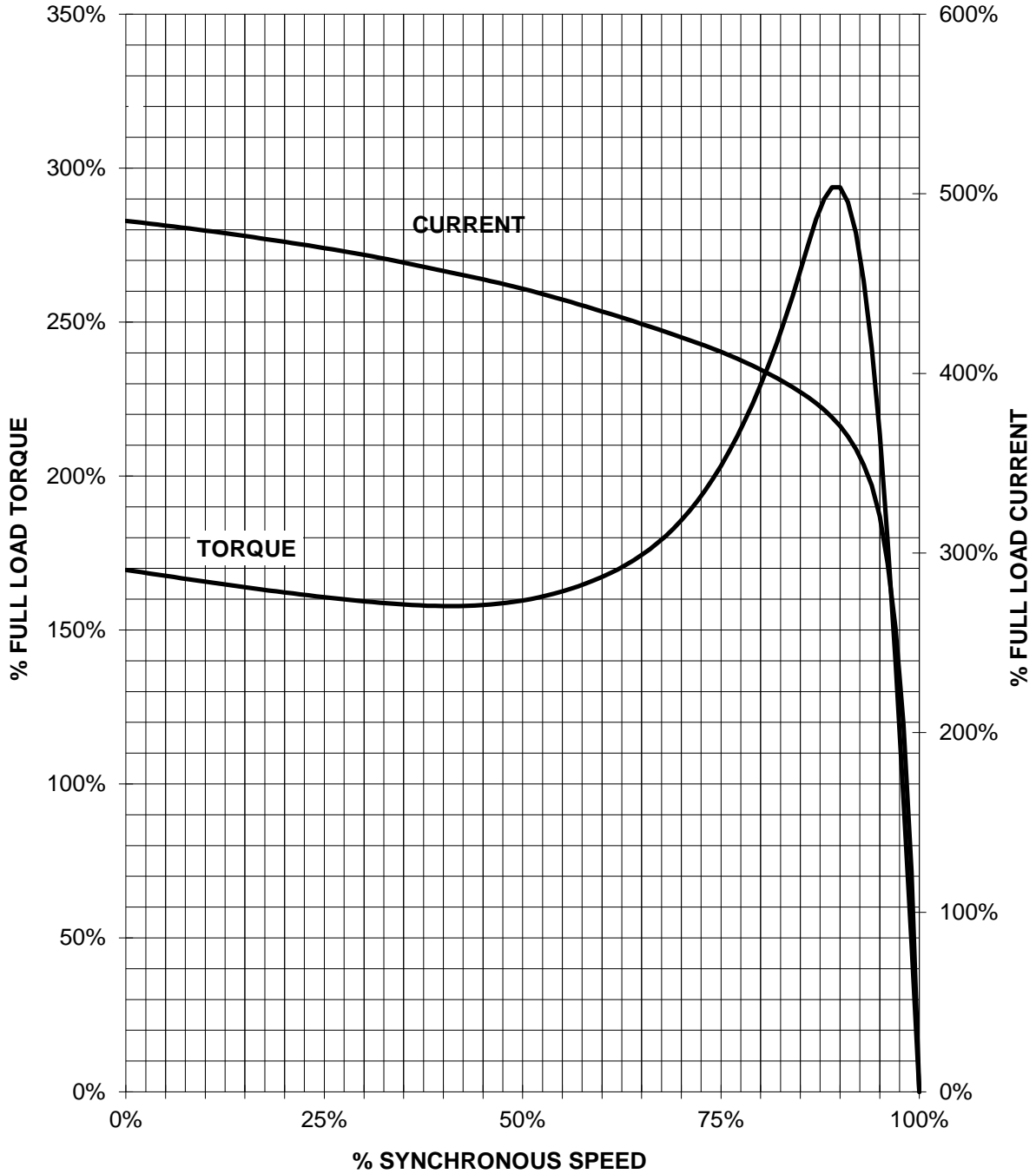
document number

customer

SIEMENS INDUSTRY, INC.

HP 2 VOLTS <600 RPM 900 TYPE XP100
HZ 60 PHASE 3 FRAME 213T NEMA B

TORQUE & CURRENT VS. SPEED



CUSTOMER: _____ ORDER#: _____