

Data sheet for three-phase Squirrel-Cage-Motors SIMOTICS

Motor type: FS: 256T - 4p - 20 hp -

Client order no.	Item-No.	Offer no.
Order no.	Consignment no.	Project
Remarks		

Electrical data Class I, Div 1 Gr. C&D; Class II, Div1, Gr. F&G

U [V]	Δ/Y	f [Hz]	P [HP]	P [kW]	n [rpm]	I Load [Amps]					LRC	Nom. Eff Load [%]			Pwr. Factor Load [%]			Torque [lb-ft]	T _A /T _N LRT [%]	T _k /T _N BDT [%]
						4/4	3/4	1/2	0	4/4		3/4	2/4	4/4	3/4	2/4				
575		60	20.00	-/-	1,770	20.00	15.80	12.30	8.40	116.0	93.0	93.4	93.1	80.5	75.9	65.3	60.0	183	240	

Frame Type: 256T	Type of constr.: (A) Foot mounted - End shield	Ins. Cl.:Insulation class F	Motor Prot.:(G) Thermostats, Klixon type, normally closed	NEMA Des.: B	S.F.: 1.15
Mtr. WT:345		Temp. Rise Cl.: B	Amb. Temp.: + to -20 °C @1000 m	kVA: G	IP IP65

Mechanical data

Sound level (SPL / SWL) at 60 Hz	61.0 dB(A) / 73.0 dB(A)		Thickener	Polyurea					
Octave Band Center Frequencies Hertz	250	500	1000	2000	4000	8000	Hz	Safe Stall Time Hot	15 s
SPL@3	dB(A)							Safe Stall Time Cold	33 s
Moment of inertia	2.1 Lb-ft ²		Frame material	cast iron					
Ext Load Inertia Capability:	99.0 Lb ft ²		Color, paint shade						
Bearings			Coating (paint finish)						
Bearing DE NDE	6309 Z C3 S0		6309 Z C3 S0	Ventilation Type					
Bearing_Type	Ball Bearing		Ball Bearing	Method of cooling	TEFC				
AFBMA:	45BC03JP30		45BC03JP30	Direction of rotation	Bidirectional				
Grease			Fan Material	Polypropylen ESD					
Capacity	0.5 oz		0.5 oz	VFD	CT: 4:1 VT: 20:1				
Grease Type:	Exxon Mobile EM		Space heaters	without					
			Brake:	-/-					


Terminal box

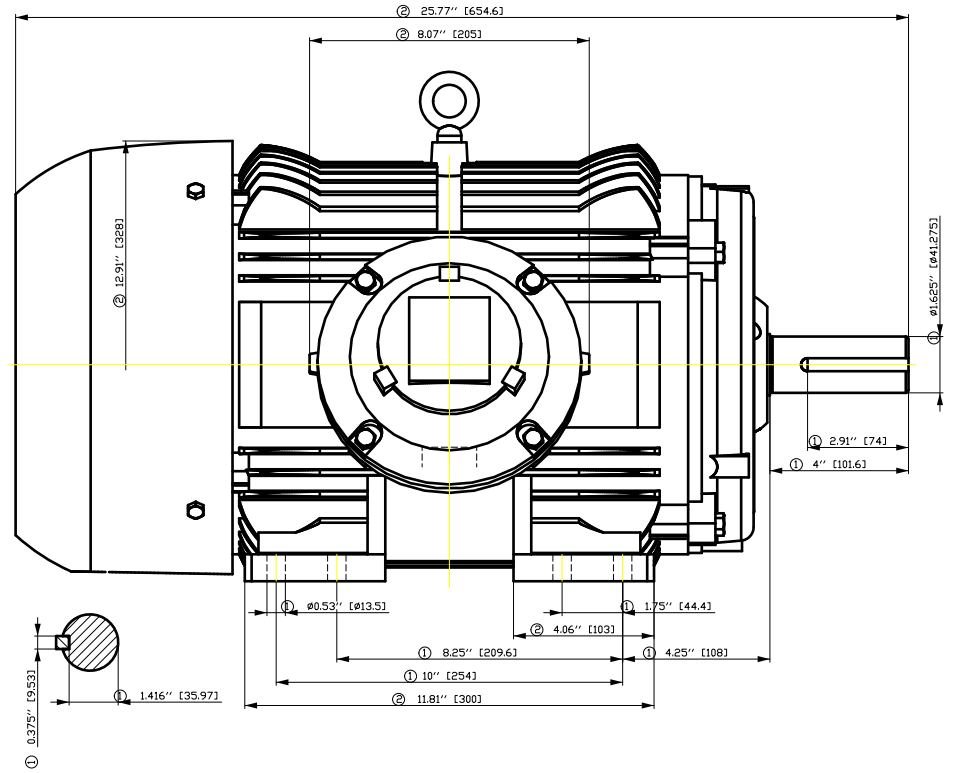
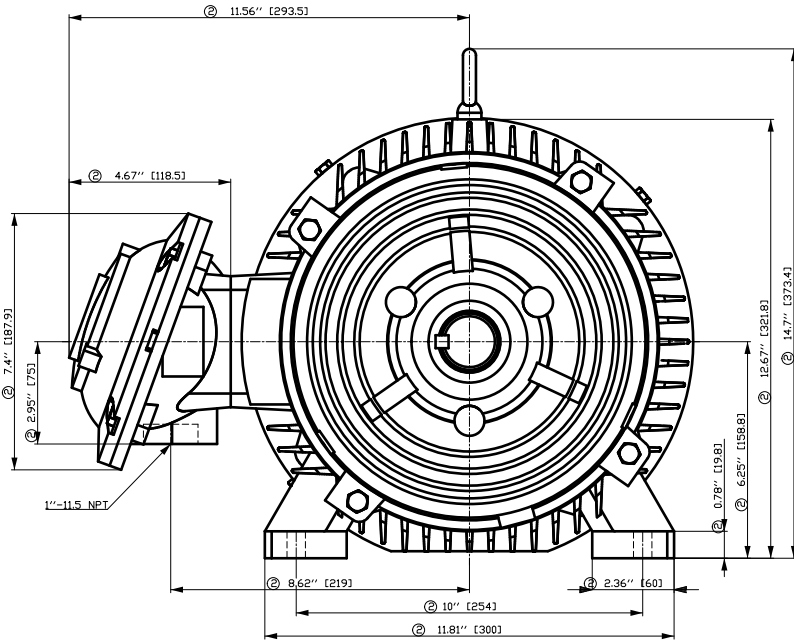
Lead Wire Connection	3 LEAD - WYE				Terminal box position	(3) Mounting - F-1
Voltage	L1	L1	L1	Connected together	Material of terminal box	
----	----	----	----	----	Cable entry	-/-
----	T1	T2	T3	----		

Notes:

I_r/I_N = locked rotor current / current nominal
M_r/M_N = locked rotor torque / torque nominal
M_b/M_N = break down torque / nominal torque

3) Value is valid only for DOL operation with motor design IC411
2) at rated power / at full load

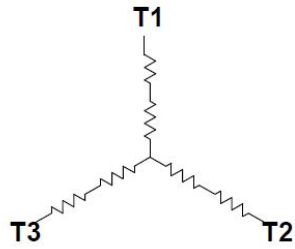
responsible dep. DI MC LVM	technical reference	created by DT Configurator	approved by	<i>Technical data are subject to change! There may be discrepancies between software and hardware versions</i>	
	document type datasheet	document status released	customer		
	title 1MB2121-2BB21-3AG3	document number			
© Siemens AG 2022	rev. 01	creation date 2022-04-08 20:17	language en	Page 1/1	



- ① Tolerances according to NEMA std.
- ② All these dimensions corresponding to assemblies and castings shall have a tolerance as per DIN standard 1686-GTB 19.
- ③ Not according to NEMA std.

Tolerance	Surface	Material	Weight	Scale
FT ÖGFC EÖÖGF EÖÖH	Author	ÖGFC EÖÖGF EÖÖH	E	{ {
E	Creator	ÖVS		
	Approval	T a : ^ & @ } *		
	Department			
	Change Order	MLFB	Doc Type	/
SIEMENS	Doc. State	I ð EGG	Item No	Paper Size
© Siemens AG 2018	Revision	Index RS	Doc No	1st Language ^
	Project No	E	Ref No	2nd Language ä
				Sheet F of F

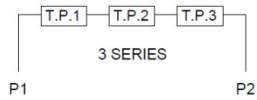
Main terminal diagram



3 LEAD WYE			
LINES			CONN.
L1	L2	L3	
T1	T2	T3	Y

Motor protection

THERMOSTATS



responsible dep.
DI MC LVM

technical reference

created by

approved by

Project

SIEMENS

document type
Wiring Diagram

title
1MB2121-2BB21-3AG3

document status
free

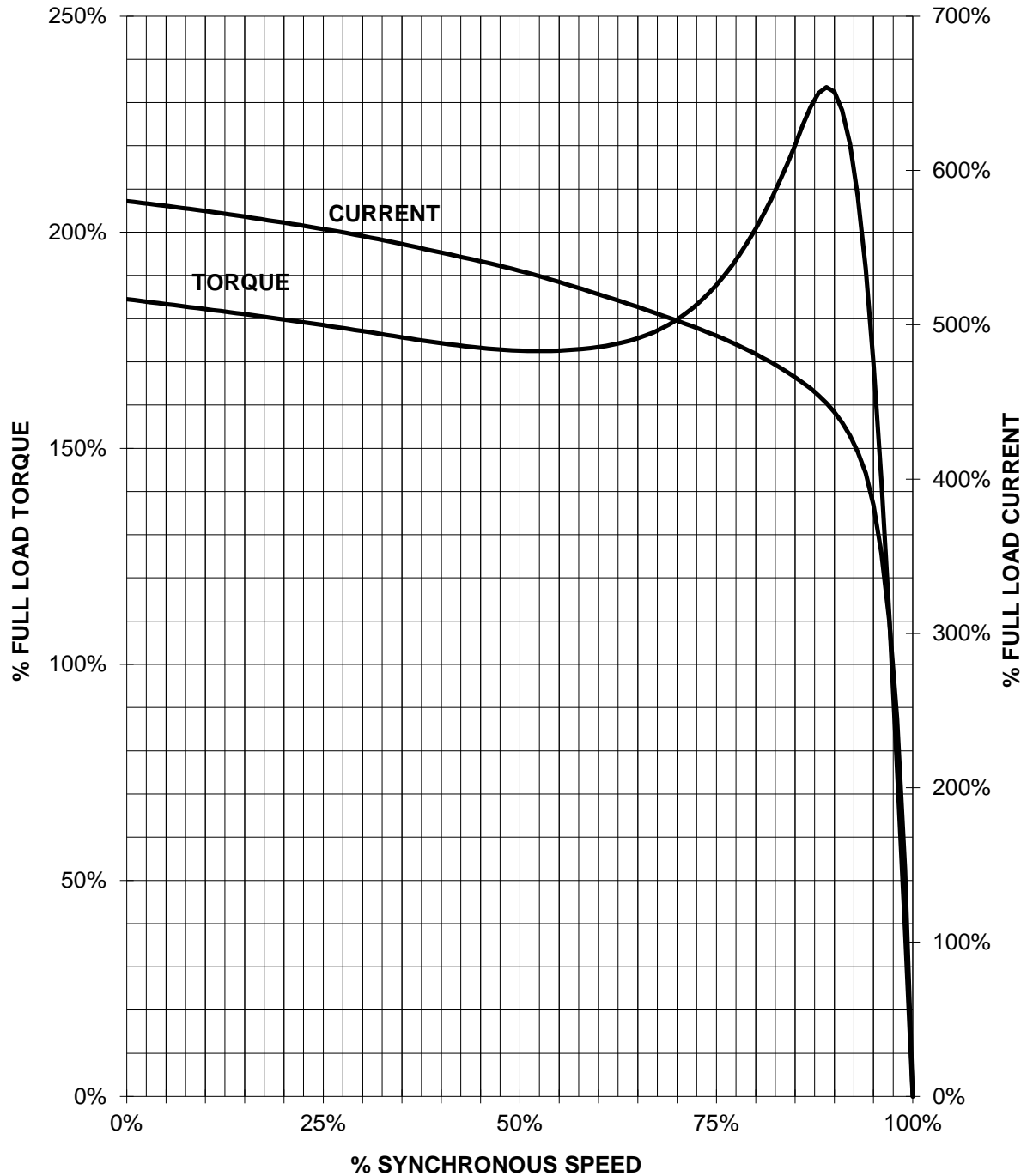
document number

customer

SIEMENS INDUSTRY, INC.

HP 20 VOLTS <600 RPM 1800 TYPE XP100
HZ 60 PHASE 3 FRAME 256T NEMA B

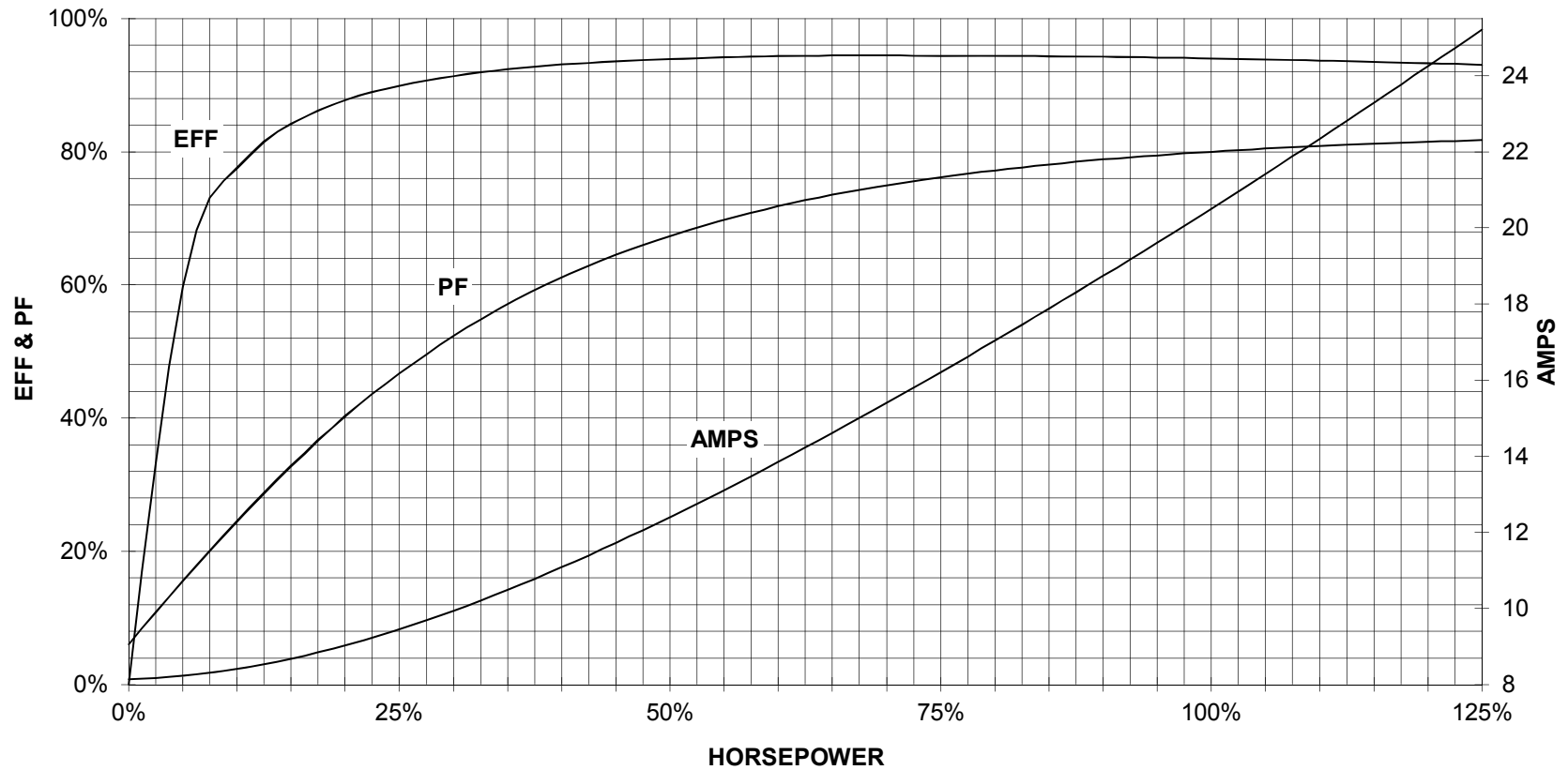
TORQUE & CURRENT VS. SPEED



CUSTOMER: _____ ORDER#: _____

20 HP 1800 RPM 256T FRAME 575 VOLTS 3 PHASE NEMA DESIGN B

SIEMENS INDUSTRY, INC.
PERFORMANCE CURVE
XP100



CUSTOMER _____ ORDER # _____ PO # _____

PERFORMANCE BASED ON DESIGN CALCULATIONS. SUBJECT TO CHANGE WITHOUT NOTICE.

REV. 1