

# Data sheet for three-phase Squirrel-Cage-Motors SIMOTICS

**Motor type:** FS: 256T - 6p - 10 hp -

Client order no.	Item-No.	Offer no.
Order no.	Consignment no.	Project
Remarks		

**Electrical data** Class I, Div 1 Gr. C&D; Class II, Div1, Gr. F&G

U [V]	$\Delta/Y$	f [Hz]	P [HP]	P [kW]	n [rpm]	I Load [Amps]					LRC	Nom. Eff Load [%]			Pwr. Factor Load [%]			Torque [lb-ft]	T <sub>A</sub> /T <sub>N</sub> LRT [%]	T <sub>k</sub> /T <sub>N</sub> BDT [%]
						4/4	3/4	1/2	0	4/4		3/4	2/4	4/4	3/4	2/4				
575		60	10.00	-/-	1,175	10.80	8.60	6.70	5.00	64.8	91.0	91.6	91.4	76.2	71.6	61.0	45.0	164	249	
Frame Type: 256T		Type of constr.: (A) Foot mounted - End shield				Ins. Cl.:Insulation class F		Motor Prot.:(G) Thermostats, Klixon type, normally closed				NEMA Des.: B		S.F.: 1.15						
Mtr. WT:308						Temp. Rise Cl.: B		Amb. Temp.: + to -20 °C @1000 m				kVA: H		IP IP65						

**Mechanical data**

Sound level (SPL / SWL) at 60 Hz	55.0 dB(A) / 67.0 dB(A)	Thickener	Polyurea
Octave Band Center Frequencies Hertz		Safe Stall Time Hot	18 s
250	500	1000	2000
4000	8000	Hz	
SPL@3		dB(A)	
Moment of inertia	1.7 Lb-ft <sup>2</sup>	Safe Stall Time Cold	38 s
Ext Load Inertia Capability:	137.0 Lb ft <sup>2</sup>	Frame material	cast iron
<b>Bearings</b>		Color, paint shade	
Bearing DE   NDE	6309 Z C3 S0	6309 Z C3 S0	
Bearing_Type	Ball Bearing	Ball Bearing	
AFBMA:	45BC03JP30	45BC03JP30	
<b>Grease</b>		Coating (paint finish)	
Capacity	0.5 oz	0.5 oz	
Grease Type:	Exxon Mobile EM	<b>Ventilation Type</b>	
		Method of cooling	TEFC
		Direction of rotation	Bidirectional
		Fan Material	Polypropylen ESD
		VFD	CT: 4:1 VT: 20:1
		Space heaters	without
		Brake:	-/-


**Terminal box**

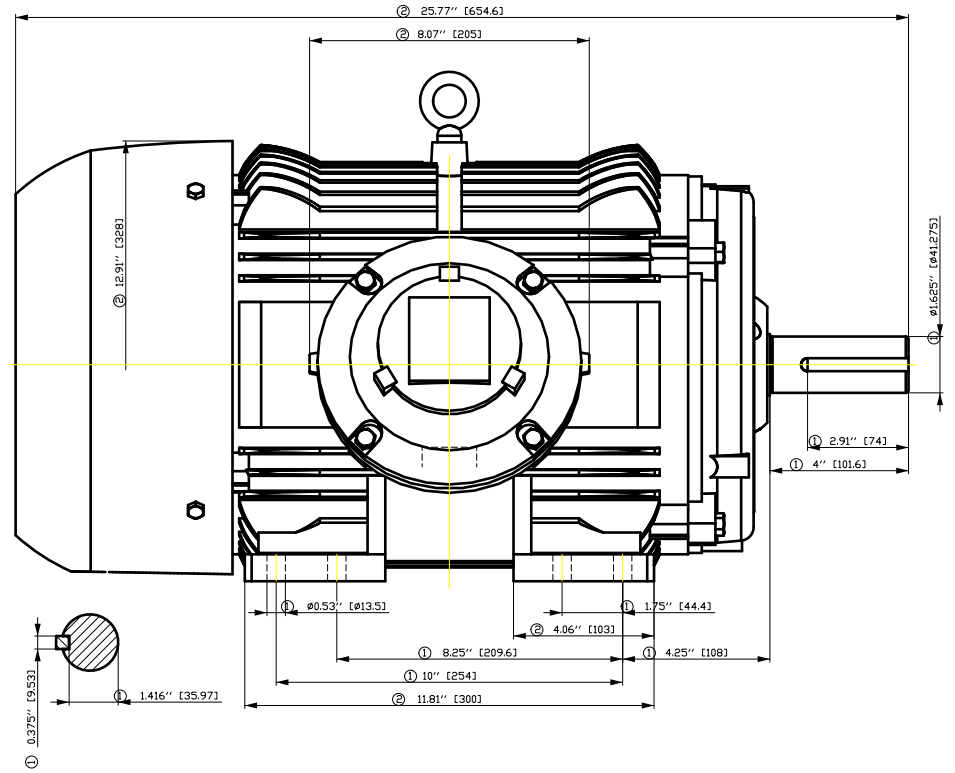
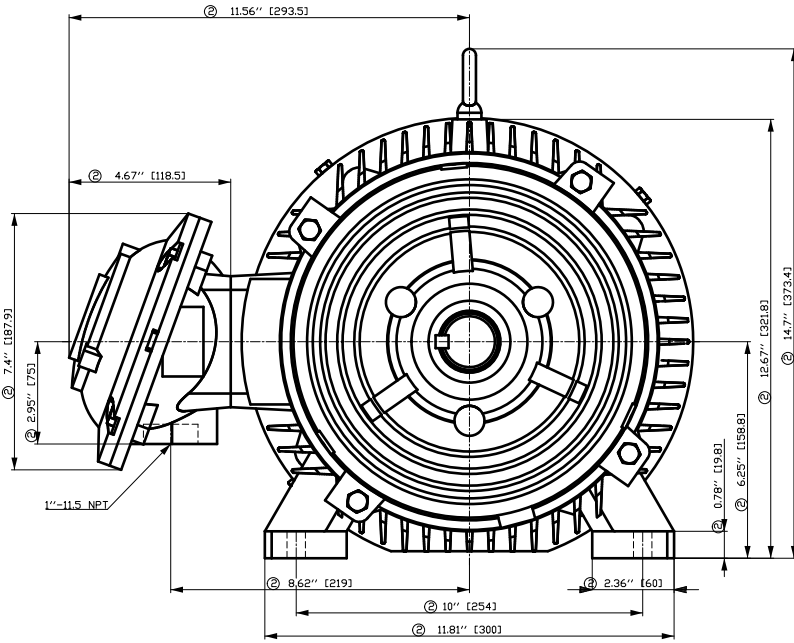
Lead Wire Connection	3 LEAD - WYE	Terminal box position	(3) Mounting - F-1
Voltage	L1	L1	L1
	Connected together	Material of terminal box	
		Cable entry	-/-

**Notes:**

I<sub>L</sub>/I<sub>N</sub> = locked rotor current / current nominal  
M<sub>L</sub>/M<sub>N</sub> = locked rotor torque / torque nominal  
M<sub>b</sub>/M<sub>N</sub> = break down torque / nominal torque

3) Value is valid only for DOL operation with motor design IC411  
2) at rated power / at full load

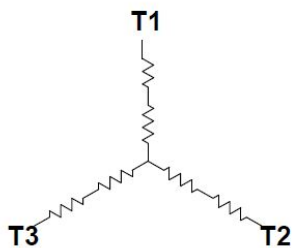
responsible dep. DI MC LVM	technical reference	created by DT Configurator	approved by	<i>Technical data are subject to change! There may be discrepancies between software and hardware versions</i>	
	document type datasheet	document status released	customer		
	title 1MB2121-2BC21-3AG3	document number			
© Siemens AG 2022	rev. 01	creation date 2022-04-08 20:19	language en	Page 1/1	



- ① Tolerances according to NEMA std.
- ② All these dimensions corresponding to assemblies and castings shall have a tolerance as per DIN standard 1686-GTB 19.
- ③ Not according to NEMA std.

Tolerance	Surface	Material	Weight	Scale
FT ÖGFCÉÖÖGF#ÖÖH	Author	Öä ^}•ä }ä!ä ä *	É	{ {
É	Creator	ÖVS		
	Approval	T ä : ^ä@ } *		
	Department			
	Change Order	MLFB		Doc Type
<b>SIEMENS</b>	Doc. State	I ð ÖG	Item No	Paper Size CH
© Siemens AG 2018	Revision	Index RS	Doc No	1st Language ^}
	Project No	É	Ref No	2nd Language ä^
				Sheet F of F

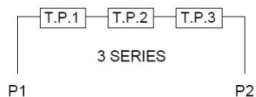
Main terminal diagram



3 LEAD WYE			
LINES			CONN.
L1	L2	L3	
T1	T2	T3	Y

Motor protection

THERMOSTATS



responsible dep.  
DI MC LVM

technical reference

created by

approved by

Project

**SIEMENS**

document type  
Wiring Diagram

title  
1MB2121-2BC21-3AG3

document status  
free

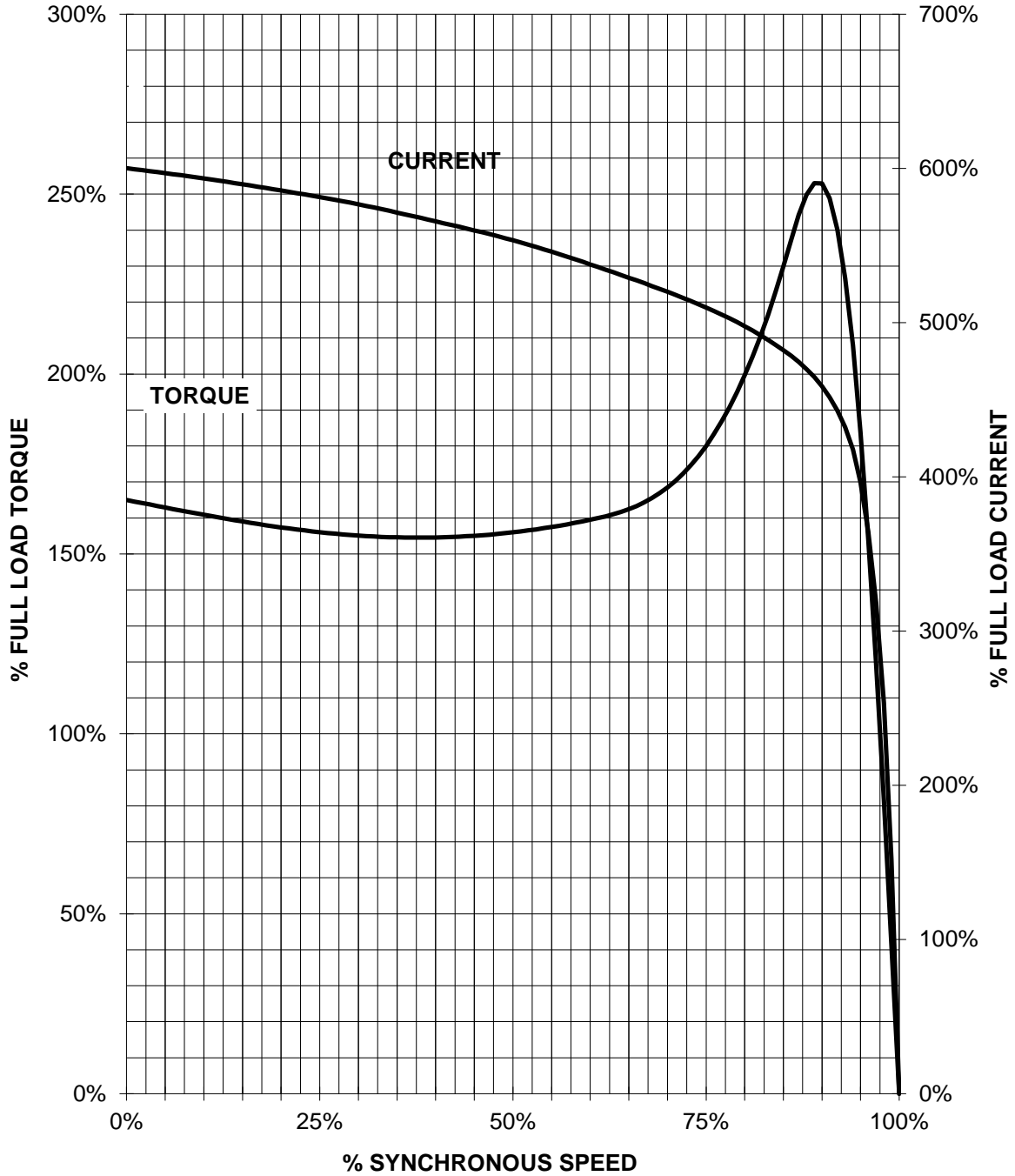
document number

customer

# SIEMENS INDUSTRY, INC.

HP 10 VOLTS <600 RPM 1200 TYPE XP100  
HZ 60 PHASE 3 FRAME 256T NEMA B

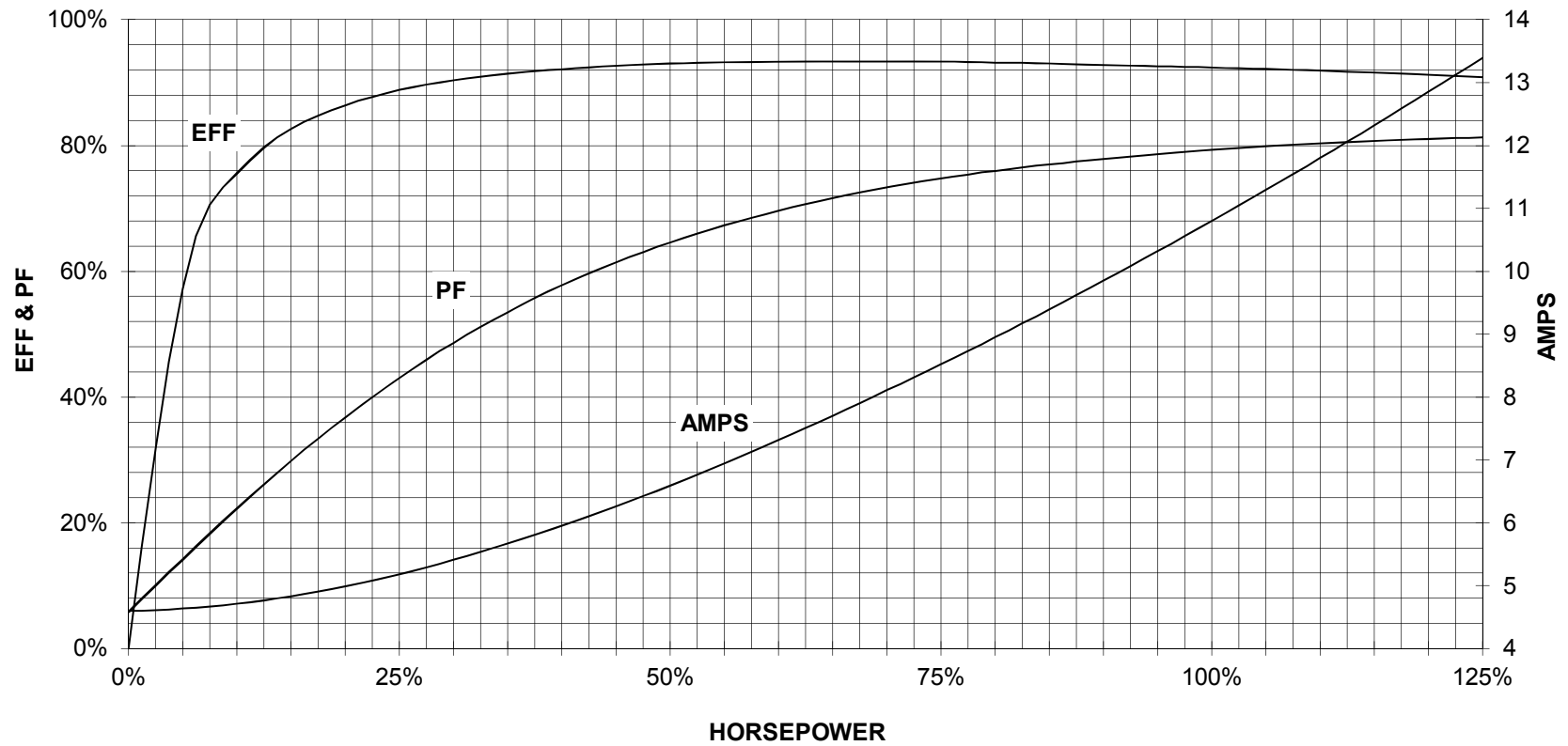
## TORQUE & CURRENT VS. SPEED



CUSTOMER: \_\_\_\_\_ ORDER#: \_\_\_\_\_

10 HP 1200 RPM 256T FRAME 575 VOLTS 3 PHASE NEMA DESIGN B

**SIEMENS INDUSTRY, INC.**  
**PERFORMANCE CURVE**  
**XP100**



CUSTOMER \_\_\_\_\_ ORDER # \_\_\_\_\_ PO # \_\_\_\_\_

PERFORMANCE BASED ON DESIGN CALCULATIONS. SUBJECT TO CHANGE WITHOUT NOTICE.

REV. 1