

# Data sheet for three-phase Squirrel-Cage-Motors SIMOTICS

**Motor type:** FS: 326T - 4p - 50 hp -

Client order no.	Item-No.	Offer no.
Order no.	Consignment no.	Project
Remarks		

**Electrical data** Class I, Div 1 Gr. C&D; Class II, Div1, Gr. F&G

U [V]	$\Delta/Y$	f [Hz]	P [HP]	P [kW]	n [rpm]	I Load [Amps]					LRC	Nom. Eff Load [%]			Pwr. Factor Load [%]			Torque [lb-ft]	T <sub>A</sub> /T <sub>N</sub> LRT [%]	T <sub>k</sub> /T <sub>N</sub> BDT [%]
						4/4	3/4	1/2	0	4/4		3/4	2/4	4/4	3/4	2/4				
575		60	50.00	-/-	1,780	46.40	36.10	26.70	15.20	307.2	94.5	95.0	94.8	85.0	82.0	74.0	148.0	170	230	
Frame Type: 326T		Type of constr.: (A) Foot mounted - End shield				Ins. Cl.:Insulation class F		Motor Prot.:(G) Thermostats, Klixon type, normally closed				NEMA Des.: B		S.F.: 1.15						
Mtr. WT:695						Temp. Rise Cl.: B		Amb. Temp.: + to -20 °C @1000 m				kVA: G		IP IP65						


**Mechanical data**

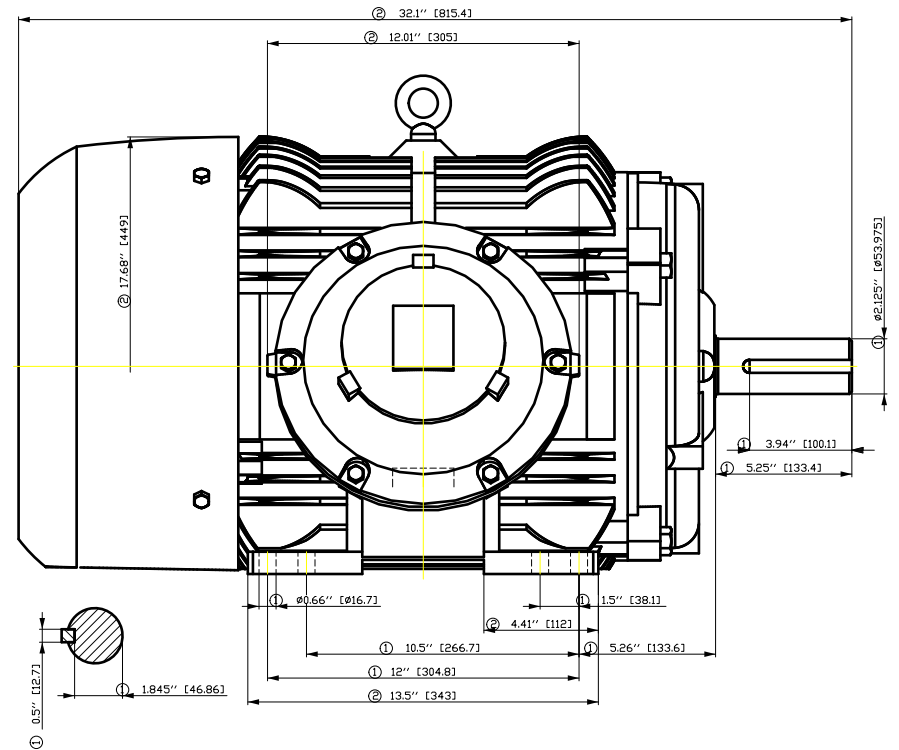
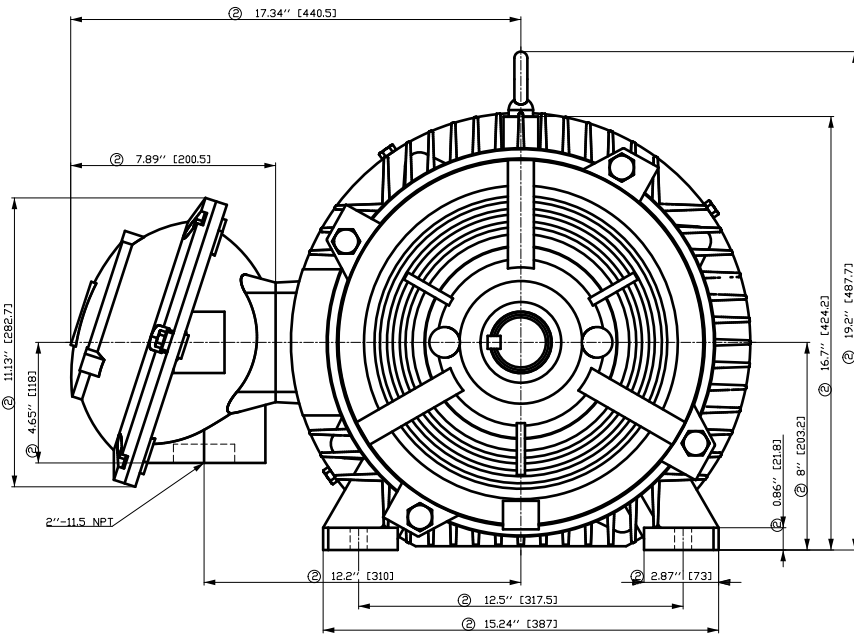
Sound level (SPL / SWL) at 60 Hz	64.0 dB(A) / 75.0 dB(A)	Thickener	Polyurea					
Octave Band Center Frequencies Hertz		Safe Stall Time Hot	22 s					
250	500	1000	2000	4000	8000	Hz	Safe Stall Time Cold	45 s
SPL@3		dB(A)		Frame material	cast iron			
Moment of inertia	10.7 Lb-ft <sup>2</sup>	Color, paint shade						
Ext Load Inertia Capability:	232.0 Lb ft <sup>2</sup>	Coating (paint finish)						
<b>Bearings</b>								
Bearing DE   NDE	6312 Z C3 S0	6312 Z C3 S0						
Bearing_Type	Ball Bearing	Ball Bearing						
AFBMA:	60BC03JP30	60BC03JP30						
<b>Grease</b>								
Capacity	5.5 oz	5.5 oz						
Grease Type:	Exxon Mobile EM							
Ventilation Type		Method of cooling		TEFC				
Direction of rotation		Bidirectional						
Fan Material		Polypropylen ESD						
VFD		CT: 4:1 VT: 20:1						
Space heaters		without						
Brake:		-/-						

**Terminal box**

Lead Wire Connection	3 LEAD - DELTA				Terminal box position	(3) Mounting - F-1
Voltage	L1	L1	L1	Connected together	Material of terminal box	
----	----	----	----	----	Cable entry	
----	T1	T2	T3	----	-/-	

<b>Notes:</b>	
I <sub>r</sub> /I <sub>N</sub> = locked rotor current / current nominal	3) Value is valid only for DOL operation with motor design IC411
M <sub>r</sub> /M <sub>N</sub> = locked rotor torque / torque nominal	2) at rated power / at full load
M <sub>b</sub> /M <sub>N</sub> = break down torque / nominal torque	

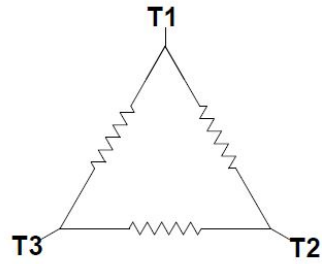
responsible dep.	technical reference	created by	approved by	<i>Technical data are subject to change! There may be discrepancies between software and customer interface</i>			
DI MC LVM		DT Configurator		document status		customer	
	document type		released		document number		
	datasheet						
title		1MB2121-3AB21-3AG3		rev.	creation date	language	Page
© Siemens AG 2022				01	2022-04-08 21:38	en	1/1



- ① Tolerances according to NEMA std.
- ② All these dimensions corresponding to assemblies and castings shall have a tolerance as per DIN standard 1686-GTB 19.
- ③ Not according to NEMA std.

Tolerance	Surface	Material	Weight	Scale
FT ÖGFC#HÖGF#ÖÖH E	Author Creator Approval Department Change Order	ÖS T æ : ^æ@ } *	E	{ {
SIEMENS	Doc. State	Item No	Doc Type	
	Revision	Index	Paper Size	CH
© Siemens AG 2018	Project No	Ref No	1st Language	2nd Language
	E	E	ä	ä
			Sheet	F of F

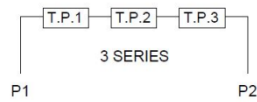
Main terminal diagram



3 LEAD DELTA			
LINES			CONN.
L1	L2	L3	
T1	T2	T3	Δ

Motor protection

THERMOSTATS



responsible dep.  
DI MC LVM

technical reference

created by

approved by

Project

**SIEMENS**

document type  
Wiring Diagram

title  
1MB2121-3AB21-3AG3

document status  
free

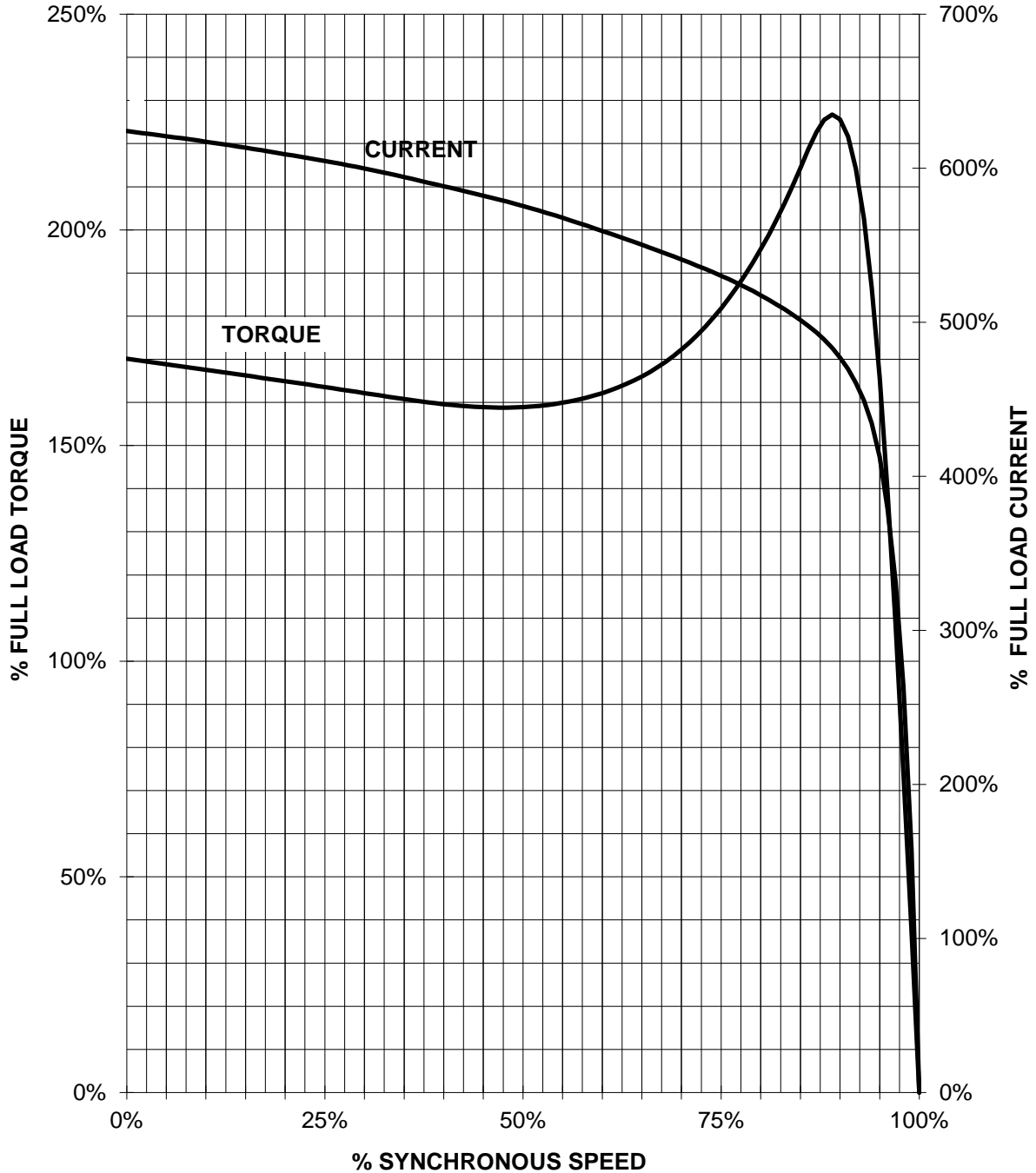
document number

customer

# SIEMENS INDUSTRY, INC.

HP 50    VOLTS <600    RPM 1800    TYPE XP100  
HZ 60    PHASE 3    FRAME 326T    NEMA B

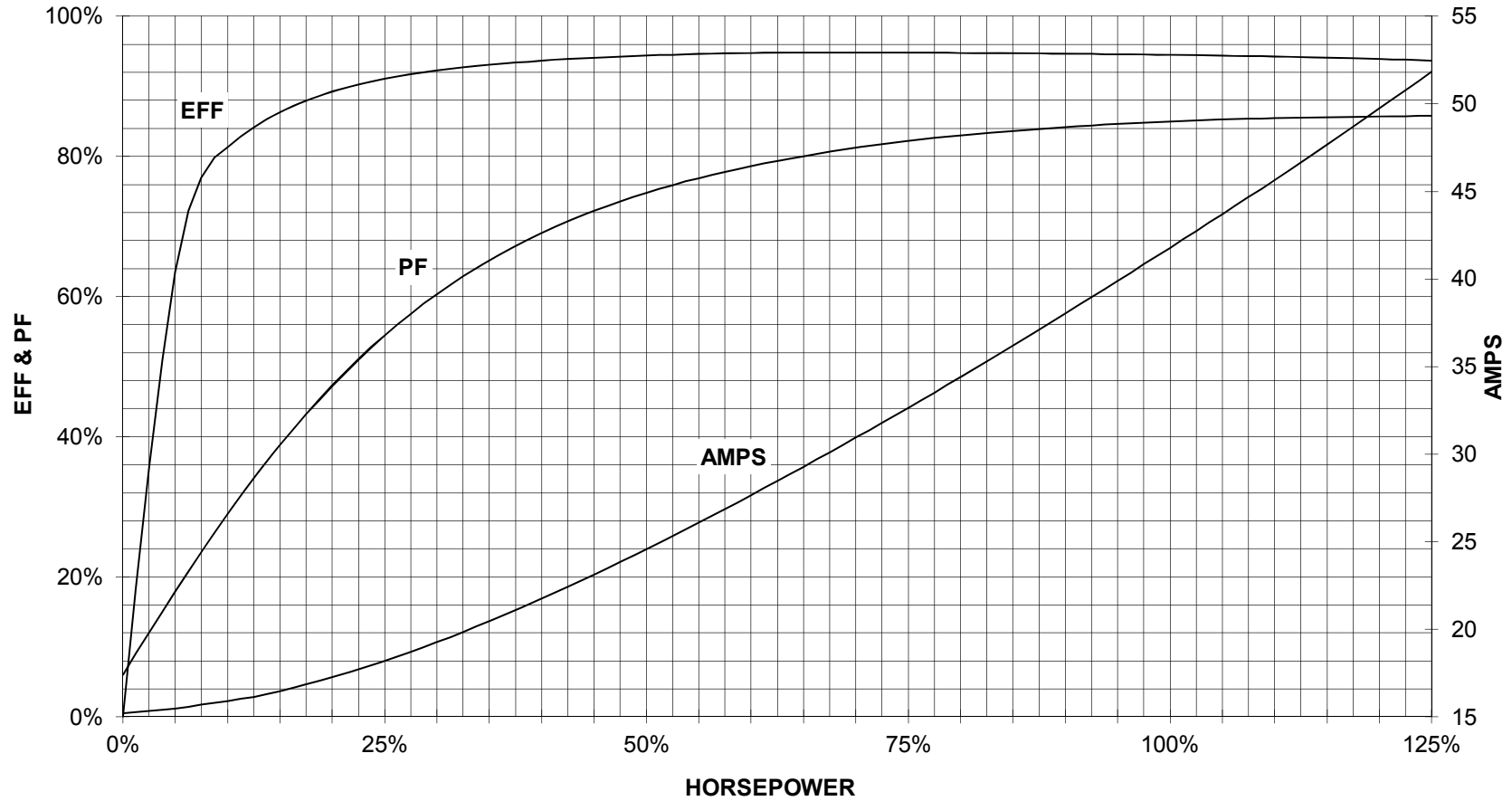
## TORQUE & CURRENT VS. SPEED



CUSTOMER: \_\_\_\_\_ ORDER#: \_\_\_\_\_

50 HP 1800 RPM 326T FRAME 575 VOLTS 3 PHASE NEMA DESIGN B

**SIEMENS INDUSTRY, INC.  
PERFORMANCE CURVE  
XP100**



CUSTOMER \_\_\_\_\_ ORDER # \_\_\_\_\_ PO # \_\_\_\_\_

PERFORMANCE BASED ON DESIGN CALCULATIONS. SUBJECT TO CHANGE WITHOUT NOTICE.

REV. 1