

Data sheet for three-phase Squirrel-Cage-Motors SIMOTICS

Motor type: FS: 324TS - 2p - 40 hp -

Client order no.	Item-No.	Offer no.
Order no.	Consignment no.	Project

Remarks

Electrical data Class I, Div 1 Gr. C&D; Class II, Div1, Gr. F&G

U [V]	Δ/Y	f [Hz]	P [HP]	P [kW]	n [rpm]	I Load [Amps]					Nom. Eff Load [%]			Pwr. Factor Load [%]			Torque [lb-ft]	T _A /T _N LRT [%]	T _k /T _N BDT [%]
						4/4	3/4	1/2	0	LRC	4/4	3/4	2/4	4/4	3/4	2/4			
575		60	40.00	-/-	3,535	36.00	27.40	19.90	9.60	232.0	93.6	94.1	94.0	89.0	87.0	80.0	60.0	150	250

Frame Type: 324TS	Type of constr.: (A) Foot mounted - End shield	Ins. Cl.:Insulation class F	Motor Prot.:(G) Thermostats, Klixon type, normally closed	NEMA Des.: B	S.F.: 1.15
Mtr. WT:610		Temp. Rise Cl.: B	Amb. Temp.: + to -20 °C @1000 m	kVA: G	IP IP65

Mechanical data


Sound level (SPL / SWL) at 60 Hz	77.0 dB(A) / 87.0 dB(A)	Thickener	Polyurea
Octave Band Center Frequencies Hertz	250 500 1000 2000 4000 8000 Hz	Safe Stall Time Hot	22 s
SPL@3	dB(A)	Safe Stall Time Cold	45 s
Moment of inertia	4.8 Lb-ft ²	Frame material	cast iron
Ext Load Inertia Capability:	40.0 Lb ft ²	Color, paint shade	
Bearings		Coating (paint finish)	
Bearing DE NDE	6312 Z C3 S0 6312 Z C3 S0	Ventilation Type	
Bearing_Type	Ball Bearing Ball Bearing	Method of cooling	TEFC
AFBMA:	60BC03JP30 60BC03JP30	Direction of rotation	Bidirectional
Grease		Fan Material	Polypropylen ESD
Capacity	5.5 oz 5.5 oz	VFD	CT: 4:1 VT: 20:1
Grease Type:	Exxon Mobile EM	Space heaters	without
		Brake:	-/-

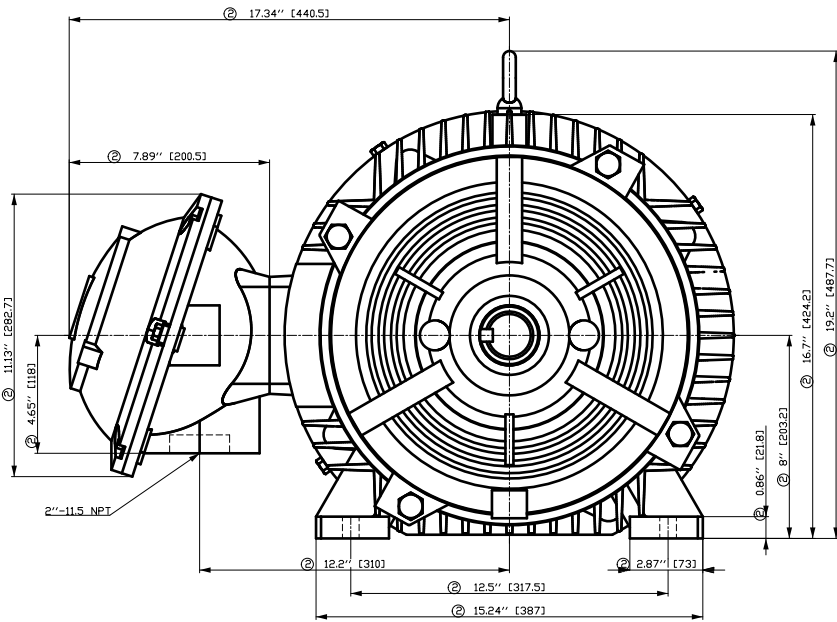
Terminal box

Lead Wire Connection	3 LEAD - DELTA	Terminal box position	(3) Mounting - F-1
Voltage	L1 L1 L1 Connected together	Material of terminal box	
---	---	Cable entry	-/-
---	T1 T2 T3		

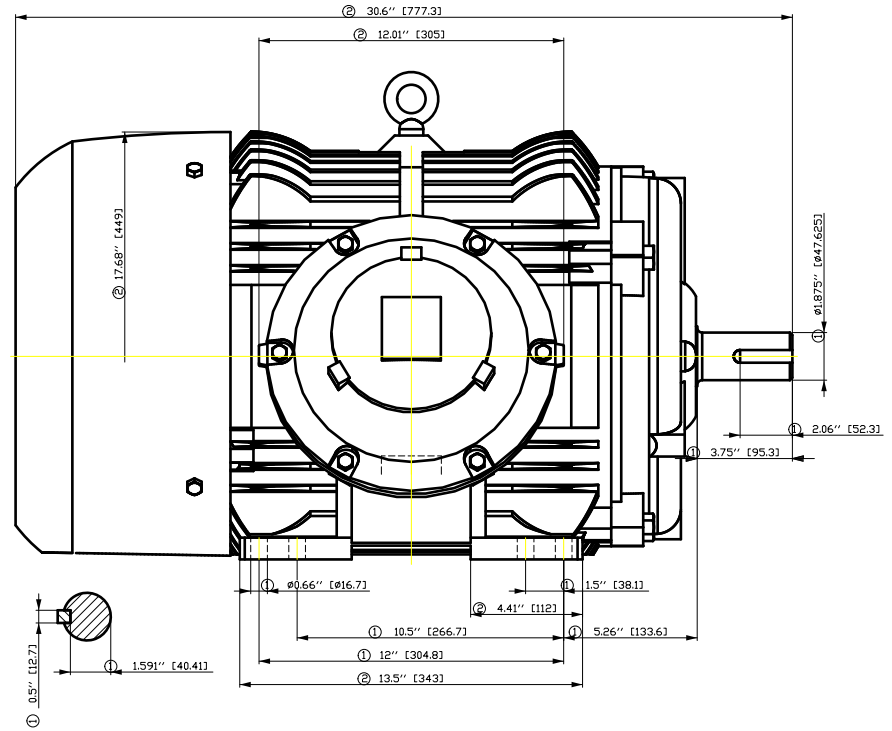
Notes:
 I_r/I_N = locked rotor current / current nominal
 M_r/M_N = locked rotor torque / torque nominal
 M_b/M_N = break down torque / nominal torque
 3) Value is valid only for DOL operation with motor design IC411
 2) at rated power / at full load

responsible dep. DI MC LVM	technical reference	created by DT Configurator	approved by	<i>Technical data are subject to change! There may be discrepancies between software and hardware versions</i>
-------------------------------	---------------------	-------------------------------	-------------	--

	document type datasheet	document status released	customer		
	title 1MB2121-3BA11-3AG3	document number			
© Siemens AG 2022		rev. 01	creation date 2022-04-08 21:42	language en	Page 1/1

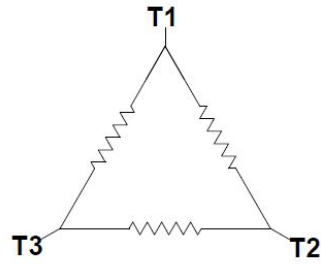


- ① Tolerances according to NEMA std.
- ② All these dimensions corresponding to assemblies and castings shall have a tolerance as per DIN standard 1686-GTB 19.
- ③ Not according to NEMA std.



Tolerance	Surface	Material	Weight	Scale	
FT ÖGFCF#ÖÖFF#ÖÖH	Author	ÖS T a : ^ @ ~ } *	E		
E	Creator				ÖVS
	Approval				
	Department				
	Change Order	MFB	Doc Type	/	
	Doc. State	I ÖBGG	Item No	Paper Size	
	Revision	Index RS	Doc No	1st Language	
				2nd Language	
© Siemens AG 2018	Project No	E	Ref No	E	
				Sheet F of F	

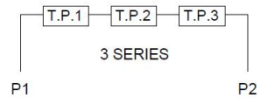
Main terminal diagram



3 LEAD DELTA			
LINES			CONN.
L1	L2	L3	
T1	T2	T3	Δ

Motor protection

THERMOSTATS



responsible dep.
DI MC LVM

technical reference

created by

approved by

Project

SIEMENS

document type
Wiring Diagram

title
1MB2121-3BA11-3AG3

document status
free

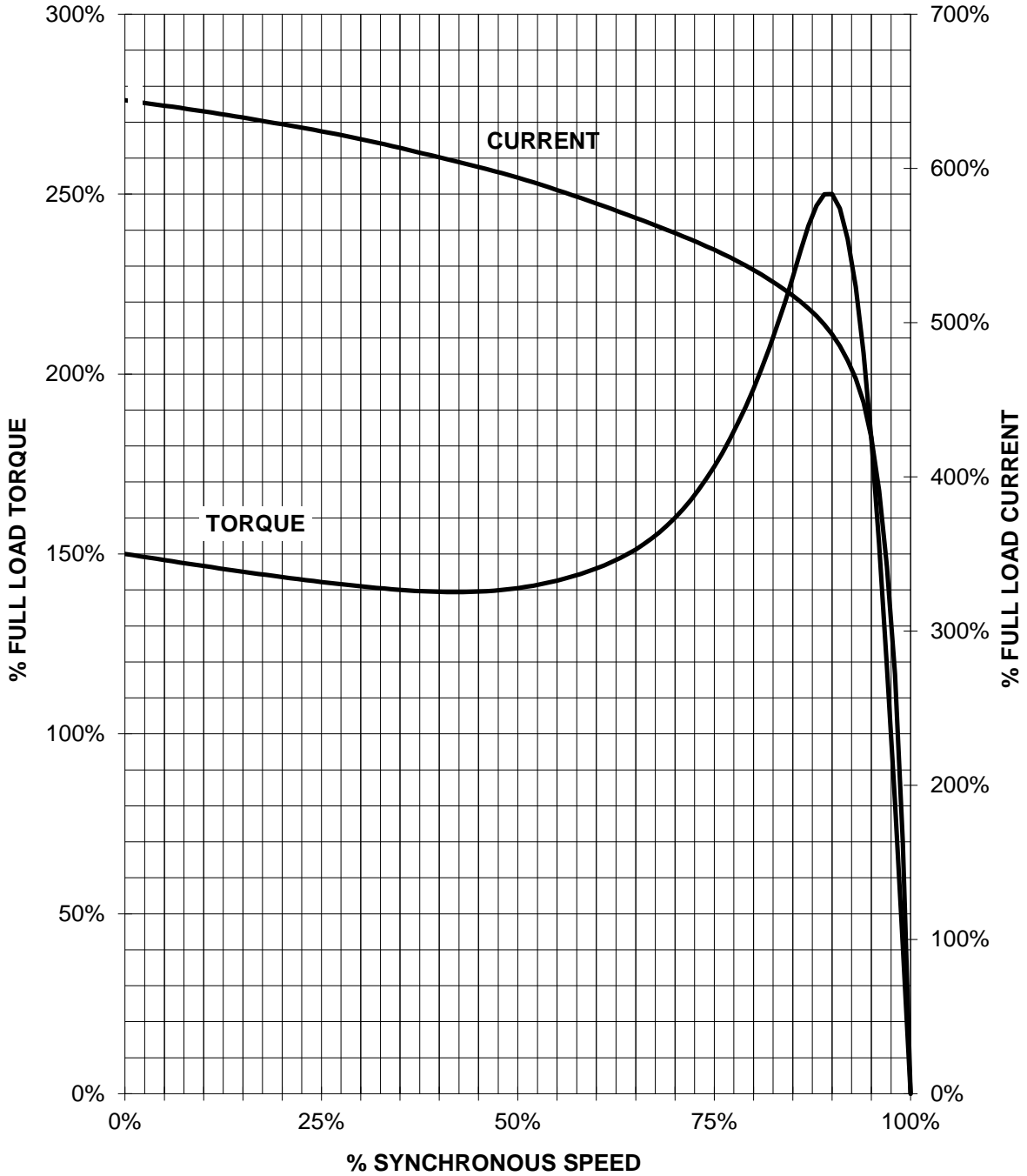
document number

customer

SIEMENS INDUSTRY, INC.

HP 40 VOLTS <600 RPM 3600 TYPE XP100
HZ 60 PHASE 3 FRAME 324TS NEMA B

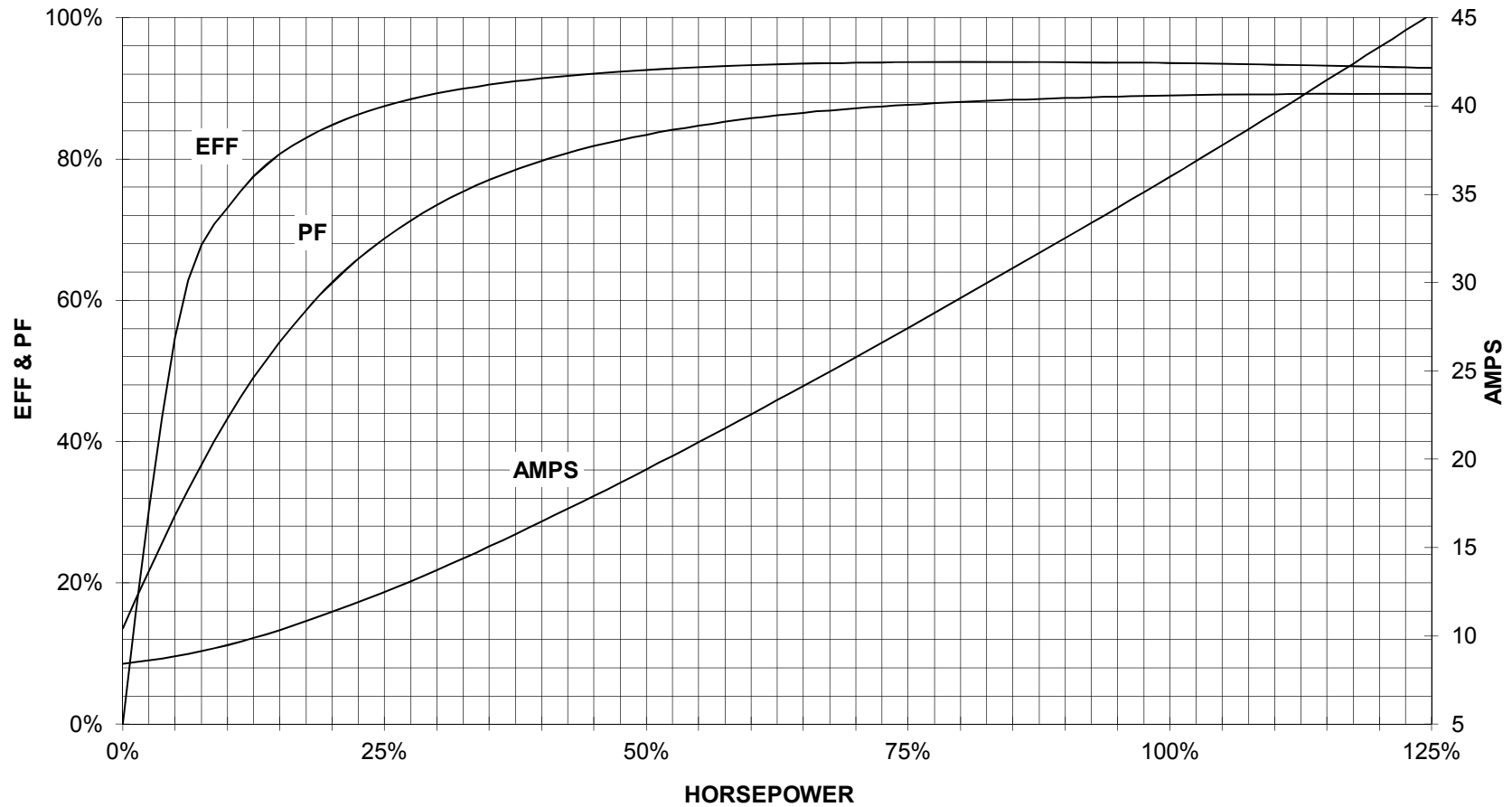
TORQUE & CURRENT VS. SPEED



CUSTOMER: _____ ORDER#: _____

40HP 3600 RPM 324TS FRAME 575 VOLTS 3 PHASE NEMA DESIGN B

SIEMENS INDUSTRY, INC.
PERFORMANCE CURVE
XP100



CUSTOMER: _____ ORDER _____ PO _____

PERFORMANCE BASED ON DESIGN CALCULATIONS. SUBJECT TO CHANGE WITHOUT NOTICE.

REV. 1