

Data sheet for three-phase Squirrel-Cage-Motors SIMOTICS

Motor type: FS: 365T - 6p - 50 hp -

Client order no.	Item-No.	Offer no.
Order no.	Consignment no.	Project

Remarks

Electrical data Class I, Div 1 Gr. C&D; Class II, Div1, Gr. F&G

U [V]	Δ/Y	f [Hz]	P [HP]	P [kW]	n [rpm]	I Load [Amps]					Nom. Eff Load [%]			Pwr. Factor Load [%]			Torque [lb-ft]	T _A /T _N LRT [%]	T _k /T _N BDT [%]
						4/4	3/4	1/2	0	LRC	4/4	3/4	2/4	4/4	3/4	2/4			
460		60	50.00	-/-	1,185	62.00	49.00	37.20	24.00	363.0	94.1	94.3	94.0	80.0	76.0	67.0	222.0	190	220
230		60	50.00	-/-	1,185	124.00					94.1	94.3	94.0	80.0	76.0	67.0	222.0	190	220

Frame Type: 365T	Type of constr.: (A) Foot mounted - End shield	Ins. Cl.:Insulation class F	Motor Prot.:(G) Thermostats, Klixon type, normally closed	NEMA Des.: B	S.F.: 1.15
Mtr. WT:850		Temp. Rise Cl.: B	Amb. Temp.: + to -20 °C @1000 m	kVA: G	IP IP65

Mechanical data


Sound level (SPL / SWL) at 60 Hz	60.0 dB(A) / 71.0 dB(A)							Thickener	Polyurea
Octave Band Center Frequencies Hertz								Safe Stall Time Hot	29 s
250 500 1000 2000 4000 8000 Hz								Safe Stall Time Cold	55 s
SPL@3	dB(A)							Frame material	cast iron
Moment of inertia	16.3 Lb-ft ²							Color, paint shade	
Ext Load Inertia Capability:	620.0 Lb ft ²							Coating (paint finish)	
Bearings									
Bearing DE NDE	6314 Z C3 S0			6314 Z C3 S0			Method of cooling	TEFC	
Bearing_Type	Ball Bearing			Ball Bearing			Direction of rotation	Bidirectional	
AFBMA:	70BC03JP30			70BC03JP30			Fan Material	Polypropylen ESD	
Grease									
Capacity	7.5 oz			7.5 oz			VFD	CT: n/a VT: 20:1	
Grease Type:	Exxon Mobile EM							Space heaters	without
								Brake:	-/-

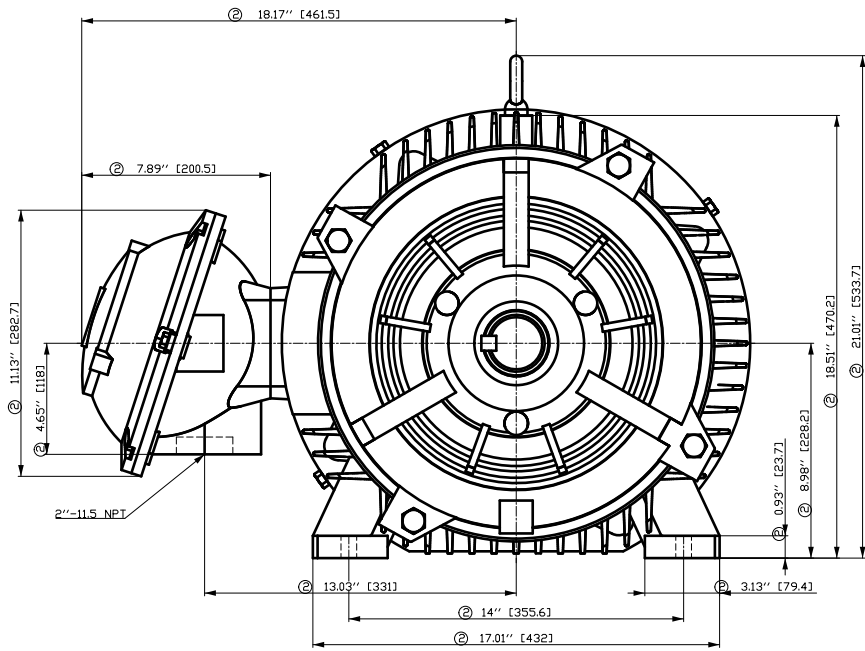
Terminal box

Lead Wire Connection	9 LEAD - DELTA				Terminal box position	(3) Mounting - F-1
Voltage	L1	L1	L1	Connected together	Material of terminal box	
LOW	T1 T7 T6	T2 T8 T4	T3 T9 T5	---	Cable entry	-/-
HIGH	T1	T2	T3	T4 T7-T5 T8-T6 T9		

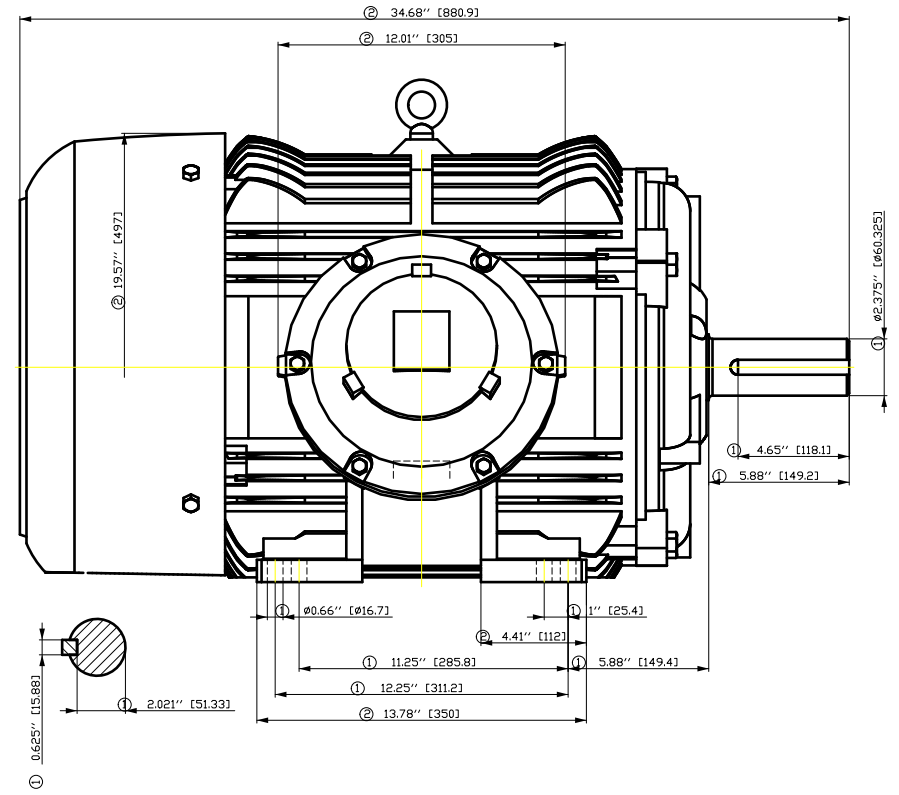
Notes:
 I_L/I_N = locked rotor current / current nominal
 M_L/M_N = locked rotor torque / torque nominal
 M_d/M_N = break down torque / nominal torque
 3) Value is valid only for DOL operation with motor design IC411
 2) at rated power / at full load

responsible dep. DI MC LVM	technical reference	created by DT Configurator	approved by	<i>Technical data are subject to change! There may be discrepancies between software and hardware versions</i>
-------------------------------	---------------------	-------------------------------	-------------	--

	document type datasheet	document status released	customer	
	title 1MB2121-3CC21-6AG3	document number		
© Siemens AG 2022	rev. 01	creation date 2022-04-08 22:20	language en	Page 1/1

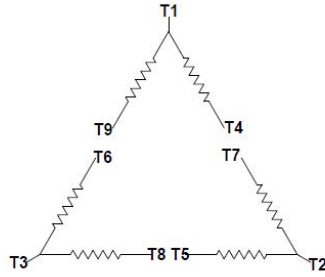


- ① Tolerances according to NEMA std.
- ② All these dimensions corresponding to assemblies and castings shall have a tolerance as per DIN standard 1686-GTB 19.
- ③ Not according to NEMA std.



Tolerance	Surface	Material	Weight	Scale
FT ÖGF:FE#ÖÖGF# ÖFH É	Author Creator Approval Department Change Order	ÖS T æ : ^æ@` } *	É	{ {
SIEMENS	Doc. State	Item No	Doc Type	
	Revision	Index	Doc No	Paper Size
© Siemens AG 2018	Project No	Ref No	1st Language	2nd Language
	É	É	^	â^
			RS	Sheet F of F

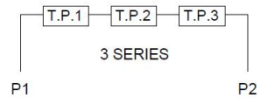
Main terminal diagram



9 LEAD DELTA						
Volts	LINES			CONNECTED TOGETHER	CONN.	
	L1	L2	L3			
LOW	T1 T6	T7 T4	T8 T5	T3 T9		Δ Δ
HIGH	T1	T2	T3	T4 T7-T5 T8-T6 T9		Δ

Motor protection

THERMOSTATS



responsible dep.
DI MC LVM

technical reference

created by

approved by

Project

SIEMENS

document type
Wiring Diagram

title
1MB2121-3CC21-6AG3

document status
free

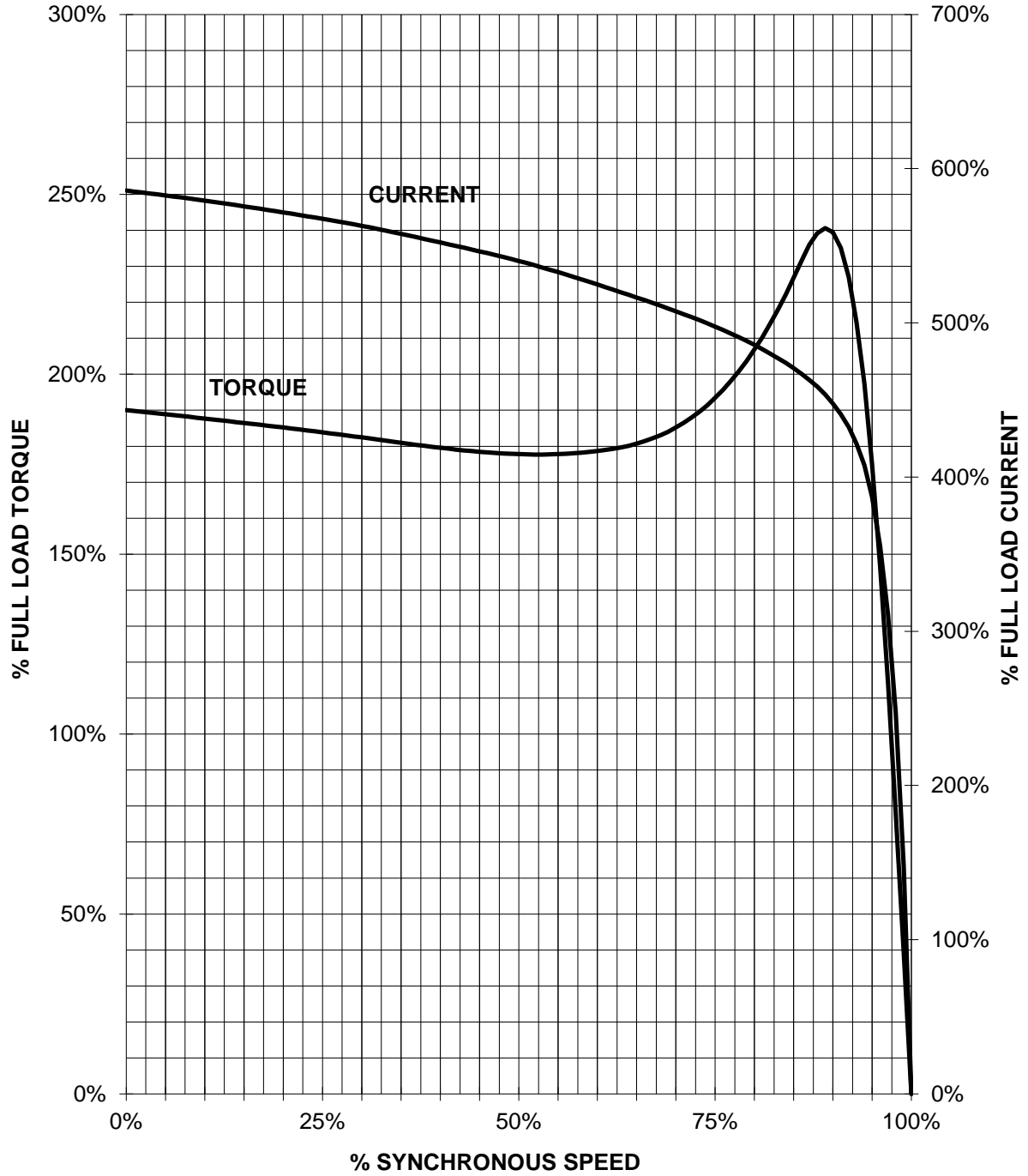
document number

customer

SIEMENS INDUSTRY, INC.

HP 50 VOLTS <600 RPM 1200 TYPE XP100
HZ 60 PHASE 3 FRAME 365T NEMA B

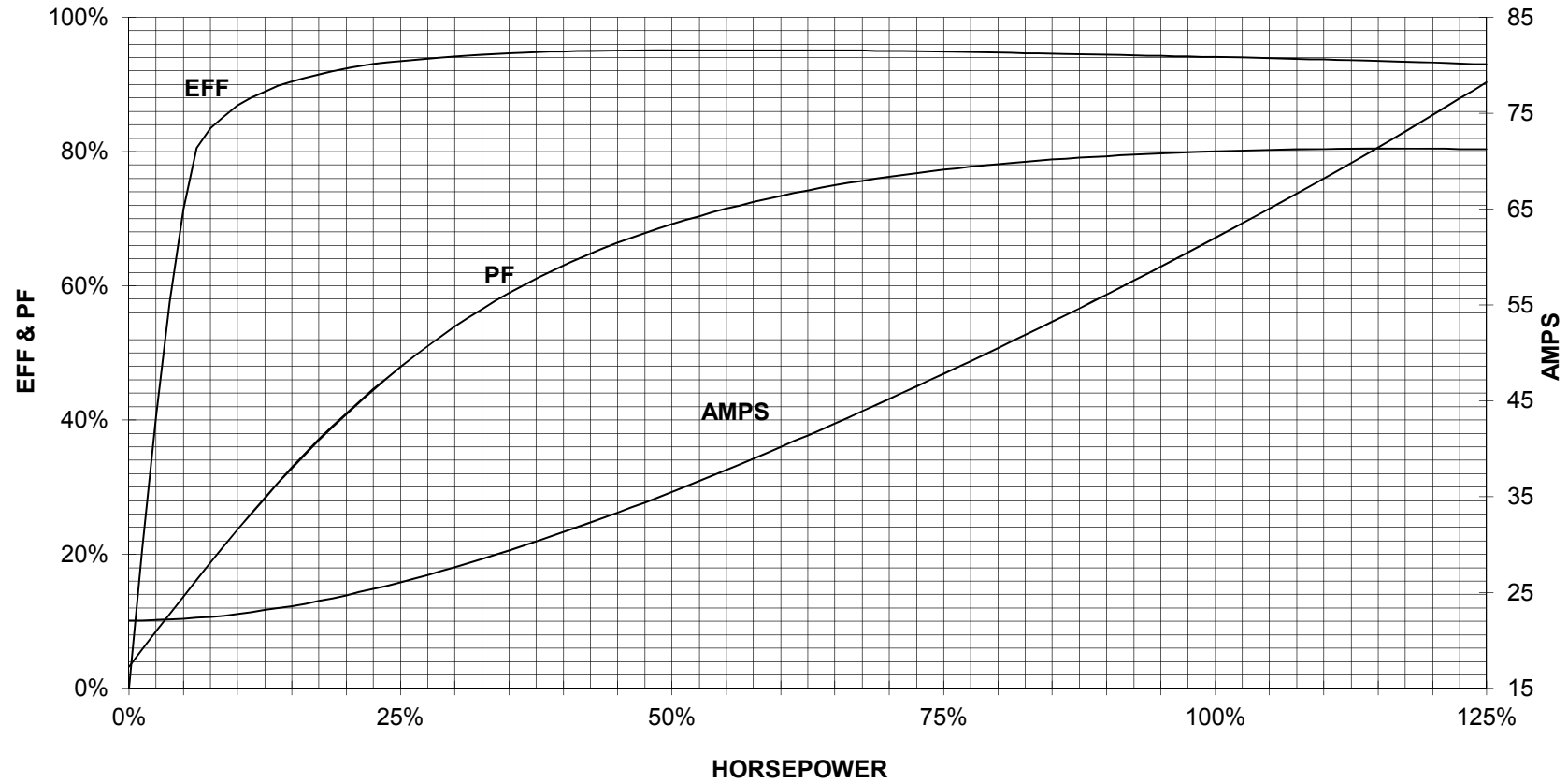
TORQUE & CURRENT VS. SPEED



CUSTOMER: _____ ORDER#: _____

50 HP 1200 RPM 365T FRAME 460 VOLTS 3 PHASE NEMA DESIGN B

SIEMENS INDUSTRY, INC.
PERFORMANCE CURVE
XP100



CUSTOMER _____ ORDER # _____ PO # _____

PERFORMANCE BASED ON DESIGN CALCULATIONS. SUBJECT TO CHANGE WITHOUT NOTICE.

REV. 1