

Data sheet for three-phase Squirrel-Cage-Motors ABB

Motor type: FS: 449T - 4p - 300 hp -

Client order no.	Item-No.	Offer no.
Order no.	Consignment no.	Project
Remarks		

Electrical data

Class I, Div 1 Gr. C&D; Class II, Div1, Gr. F&G, T3C

U [V]	Δ / Y	f [Hz]	P [HP]	P [kW]	n [rpm]	I Load [Amps]					Nom. Eff Load [%]			Pwr. Factor Load [%]			Torque [lb-ft]	T _A /T _N LRT [%]	T _k /T _N BDT [%]
						4/4	3/4	1/2	0	LRC	4/4	3/4	2/4	4/4	3/4	2/4			
575	Δ	60	300.00		1,785	270.40	210.90	155.90	91.20	1920.0	96.2	96.3	96.1	86.0	83.0	75.0	882.0	140	200

Frame Type: PMD_AAA726_001_000_XP1	Type of constr.: (A) Foot mounted - End shield	Motor Prot.:(G) Thermostats, Klixon type, normally closed	NEMA Des.: A	S.F.: 1
Mtr. WT:2,350 lbs	Insulation Class.:Insulation class F	Temp. Rise Cl.: B	Amb. Temp.: + 40 to -20 °C @1000 m	kVA: H IP IP65

Mechanical data


Sound level (SPL / SWL) at 60 Hz	84.0 dB(A) / 95.0 dB(A)							Thickener	Polyurea
Octave Band Center Frequencies Hertz								Safe Stall Time Hot	22 s
	250	500	1000	2000	4000	8000	Hz	Safe Stall Time Cold	30 s
SPL@3	73.0	79.0	79.0	75.0	67.0	58.0	dB(A)	Frame material	cast iron
Moment of inertia	69.5 Lb-ft ²							Color, paint shade	
Ext Load Inertia Capability:	1200.0 Lb ft ²							Coating (paint finish)	Standard Alkyed + Epoxy (C2)
Bearings								Ventilation Type	
Bearing DE NDE	NU 320			6316 Z C3 S0				Method of cooling	TEFC
Bearing_Type	Roller Bearing			Ball Bearing				Direction of rotation	Bidirectional
AFBMA:	100RU03M0			80BC03JP30				Fan Material	Polypropylen ESD
Grease								VFD	CT: n/a VT: 20:1
Capacity	14.5 oz			7.5 oz				Space heaters	without
Grease Type:	Exxon Mobile EM							Brake:	-/-

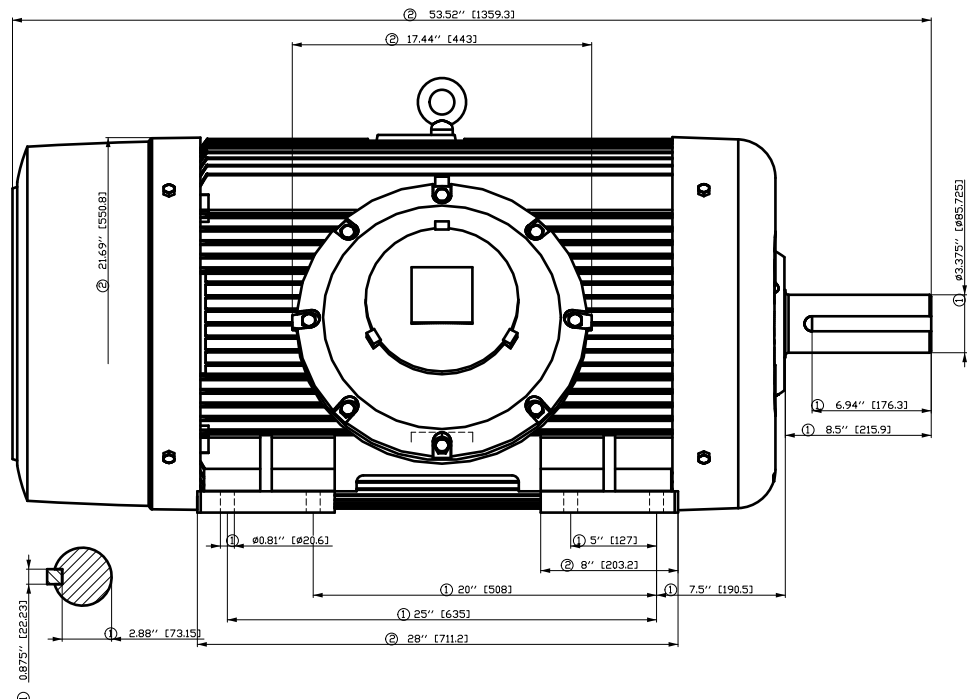
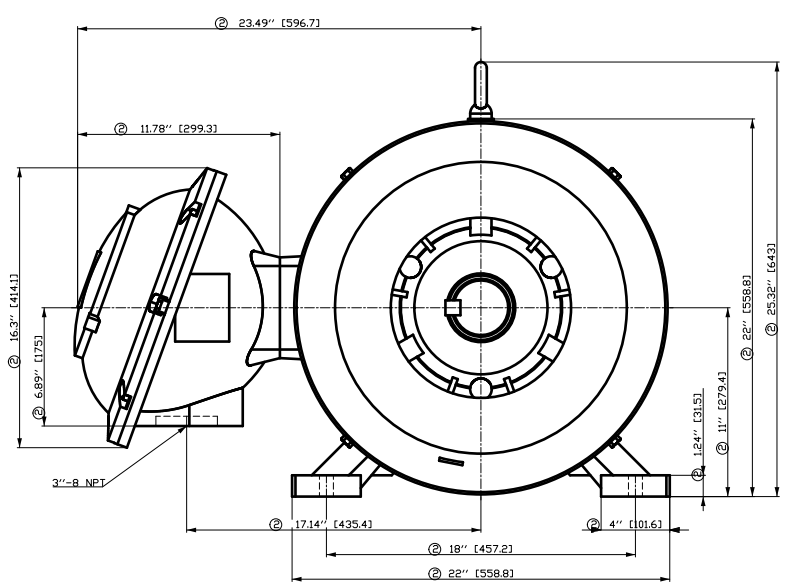
Terminal box

Lead Wire Connection	6 LEAD - DELTA				Terminal box position	(3) Mounting - F-1
Voltage	L1	L2	L3	Connected together	Material of terminal box	Cast Iron
----	----	----	----	----	Cable entry	-/-
----	T1	T2	T3	----		

Notes:

I_r/I_n = locked rotor current / current nominal
 M_r/M_n = locked rotor torque / torque nominal
 M_b/M_n = break down torque / nominal torque
 3) Value is valid only for DOL operation with motor design IC411
 2) at rated power / at full load

responsible dep. IN LVM	technical reference	created by SPC	approved by	<i>Technical data are subject to change! There may be discrepancies</i>			
	document type datasheet	document status released		customer			
	title 1MB2121-4CB61-3AG3	document number					
© ABB 2024	rev. 01	creation date 2024-03-05 19:05	language en	Page 1/1			

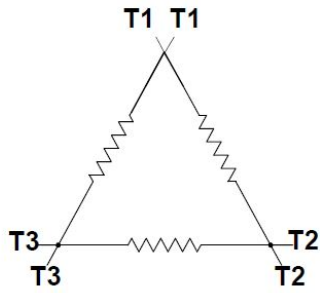


- ① Tolerances according to NEMA std.
- ② All these dimensions corresponding to assemblies and castings shall have a tolerance as per DIN standard 1686-GTB 19.
- ③ Not according to NEMA std.

V&@a@a(A) aV''*) A[ia@ca) A
V&@a@a@a(A) ab&@A &@**A

Tolerance	Surface	Material	Weight	Scale
FT ÖGF-CF# ÖÖÍ F#-ÖÖH	Author	Öä ^)•ä) a#ä:ä ä *	È	{ {
È	Creator	ÖVS		
	Approval	T aè : ^ä@` } *		
	Department			
	Change Order	MLFB	Doc Type	/
	Doc. State	HÖ H	Item No	CH
	Revision	Index RS	Doc No	1st Language ^)
© ABB	2023	Project No È	Ref No È	2nd Language ä^
				Sheet F of F

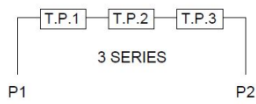
Main terminal diagram



6 LEAD DELTA				
LINES			CONN.	
L1	L2	L3		
T1	T2	T3	Δ	

Motor protection

THERMOSTATS



responsible dep.
IN LVM

technical reference

created by

approved by

Project

[Link documents](#)

SIEMENS

document type

Wiring Diagram

document status

free

title

1MB2121-4CB61-3AG3

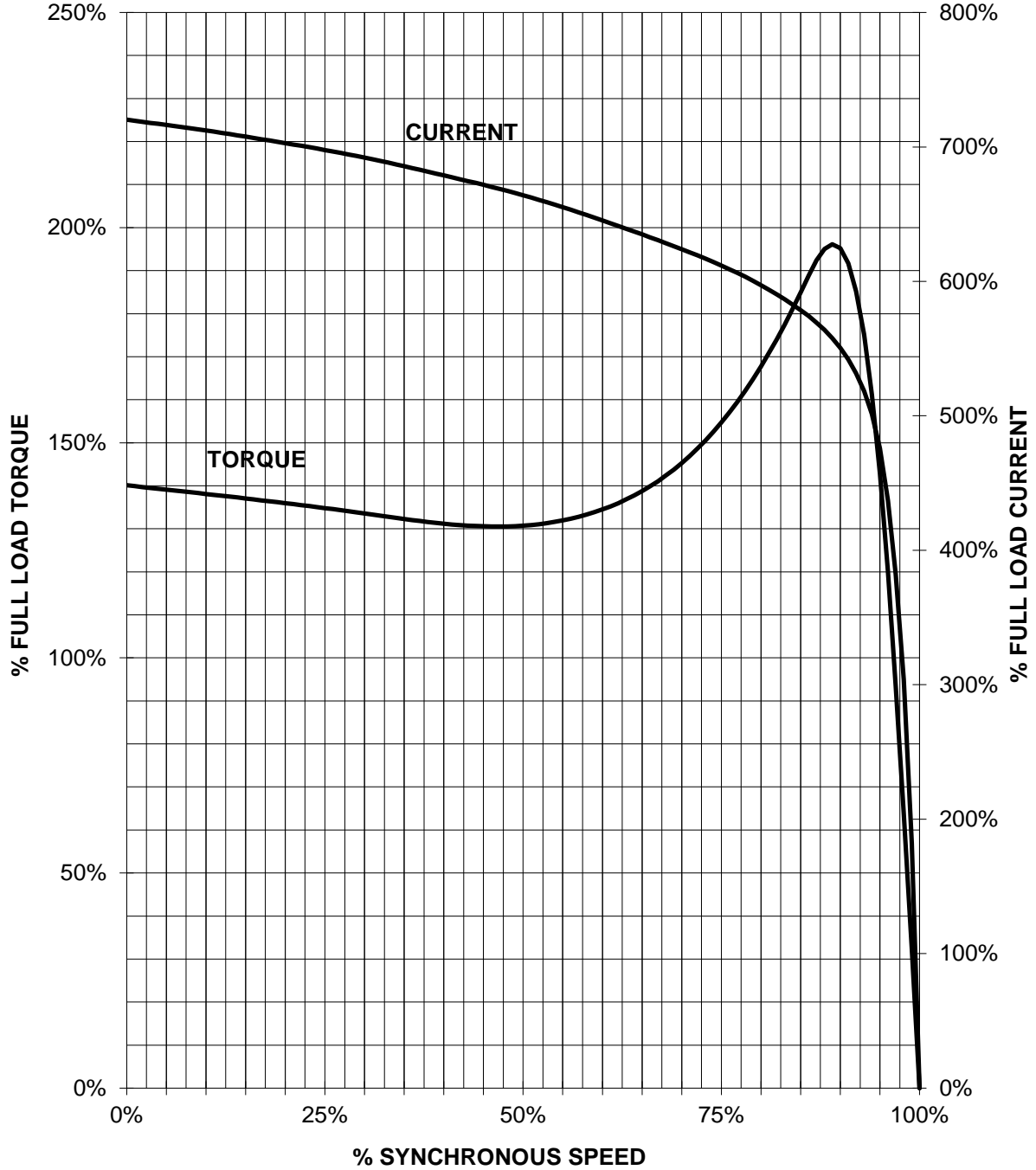
document number



SIEMENS INDUSTRY, INC.

HP 300 VOLTS <600 RPM 1800 TYPE XP100
HZ 60 PHASE 3 FRAME 449T NEMA B

TORQUE & CURRENT VS. SPEED



CUSTOMER: _____ ORDER#: _____

Certificate of Verification

Certificate: 2313253 (EEV101783)


Master Contract: 153422

Project: 2313253

Date Issued: 2010-12-20

Issued to: Siemens, Sociedad Anonima de
Capital Variable Siemens SA de CV
Fabrica Guadalajara
Camino a la Tijera 1
Km 3.5 Carretera Guadalajara-Moreli
Tlajomulco de Zuniga, Jalisco 45640
Mexico
Attention: Mr. Luis Alberto Zermenio

The Motor listed below are eligible to bear the CSA EEV Mark shown



Issued by: Suhwan. Ahn

PRODUCTS

Class 8811-01 - ENERGY EFFICIENCY - MOTORS - Three Phase Induction

Class 8811-81 - ENERGY EFFICIENCY - MOTORS - Three Phase Induction – US Requirements

Energy Efficiency Verification of three phase induction motors, Premium Efficiency, Type XP100, XP100 ID1, 600V max., 60Hz, Enclosure TEFC, NEMA frame sizes 143 to 449, NEMA design A or B

Nominal efficiency values in percent at full load as follows:

Output hp	2 pole Efficiency (%)	4 pole Efficiency (%)	6 pole Efficiency (%)
1	82.5	85.5	82.5
1.5	84.0	86.5	87.5
2	85.5	86.5	88.5
3	86.5	89.5	89.5
5	88.5	89.5	89.5
7.5	89.5	91.7	91.0
10	90.2	91.7	91.0
15	91.0	92.4	91.7

Certificate: 2313253

Master Contract: 153422

Project: 2313253

Date: 2010-12-20

20	91.0	93.0	91.7
25	91.7	93.6	93.0
30	91.7	93.6	93.0
40	93.6	94.1	94.1
50	93.6	94.5	94.1
60	93.6	95.0	94.5
75	94.1	95.4	94.5
100	94.1	95.4	95.0
125	95.0	95.4	95.0
150	95.0	95.8	95.8
200	95.4	96.2	95.8
250	95.8	96.2	95.8
300	95.8	96.2	--

Energy Efficiency Verification of three phase induction motors, Energy Efficient, Type XP100, XP100 ID1, 600V max., 60Hz, Enclosure TEFC, NEMA frame sizes 143 to 449, NEMA design A or B

Nominal efficiency values in percent at full load as follows:

Output hp	8 pole Efficiency (%)
1	81.5
1.5	82.5
2	84.0
3	85.5
5	86.5
7.5	87.5
10	90.2
15	91.0
20	91.0
25	91.0
30	91.7
40	91.7
50	92.4
60	92.4
75	93.6
100	94.1
125	94.1
150	94.1
200	94.5

APPLICABLE REQUIREMENTS

- CSA Standard CAN/CSA C390-98 Energy Efficiency Test Methods for Three-Phase Induction Motors
- CSA Standard CAN/CSA C390-93 Energy Efficiency Test Methods for Three-Phase Induction Motors



CSA INTERNATIONAL

Page 3

Certificate: 2313253

Master Contract: 153422

Project: 2313253

Date: 2010-12-20

- Department of Energy - Office of Energy Efficiency - 10 CFR 431 - Energy Efficiency Program for Certain Commercial and Industrial Equipment and Test Procedures, Labeling, and Certification Requirements for Electric Motors; Final Rule.