

Data sheet for three-phase Squirrel-Cage-Motors SIMOTICS

Motor type: FS: 444TS - 2p - 125 hp -

Client order no.	Item-No.	Offer no.
Order no.	Consignment no.	Project
Remarks		

Electrical data Class I, Div 1 Gr. C&D; Class II, Div1, Gr. F&G

U [V]	Δ/Y	f [Hz]	P [HP]	P [kW]	n [rpm]	I Load [Amps]					LRC	Nom. Eff Load [%]			Pwr. Factor Load [%]			Torque [lb-ft]	T _A /T _N LRT [%]	T _k /T _N BDT [%]
						4/4	3/4	1/2	0	4/4		3/4	2/4	4/4	3/4	2/4				
460		60	125.00	-/-	3,575	138.00	104.90	73.70	32.00	908.0	95.0	95.1	94.5	89.0	88.0	84.0	184.0	120	200	
Frame Type: 444TS		Type of constr.: (A) Foot mounted - End shield				Ins. Cl.:Insulation class F		Motor Prot.:(G) Thermostats, Klixon type, normally closed				NEMA Des.: B		S.F.: 1.15						
Mtr. WT:1,450						Temp. Rise Cl.: B		Amb. Temp.: + to -20 °C @1000 m				kVA: G		IP IP65						

Mechanical data

Sound level (SPL / SWL) at 60 Hz	79.0 dB(A) / 90.0 dB(A)	Thickener	Polyurea
Octave Band Center Frequencies Hertz		Safe Stall Time Hot	18 s
250	500	1000	2000
4000	8000	Hz	
SPL@3	dB(A)		Safe Stall Time Cold
		23 s	
		Frame material	cast iron
Moment of inertia	20.9 Lb-ft ²	Color, paint shade	
Ext Load Inertia Capability:	113.0 Lb ft ²	Coating (paint finish)	
Bearings		Ventilation Type	
Bearing DE NDE	6316 Z C3 S0	6316 Z C3 S0	Method of cooling
Bearing_Type	Ball Bearing	Ball Bearing	TEFC
AFBMA:	80BC03JP30	80BC03JP30	Direction of rotation
Grease		Fan Material	
Capacity	7.5 oz	7.5 oz	Polypropylen ESD
Grease Type:	Exxon Mobile EM		VFD
		Space heaters	CT: n/a VT: 20:1
		Brake:	without
			-/-


Terminal box

Lead Wire Connection	6 LEAD - DELTA				Terminal box position	(3) Mounting - F-1
Voltage	L1	L1	L1	Connected together	Material of terminal box	
----	----	----	----	----	Cable entry	-/-
----	T1	T2	T3	----		

Notes:

I_L/I_N = locked rotor current / current nominal
M_L/M_N = locked rotor torque / torque nominal
M_b/M_N = break down torque / nominal torque

3) Value is valid only for DOL operation with motor design IC411
2) at rated power / at full load

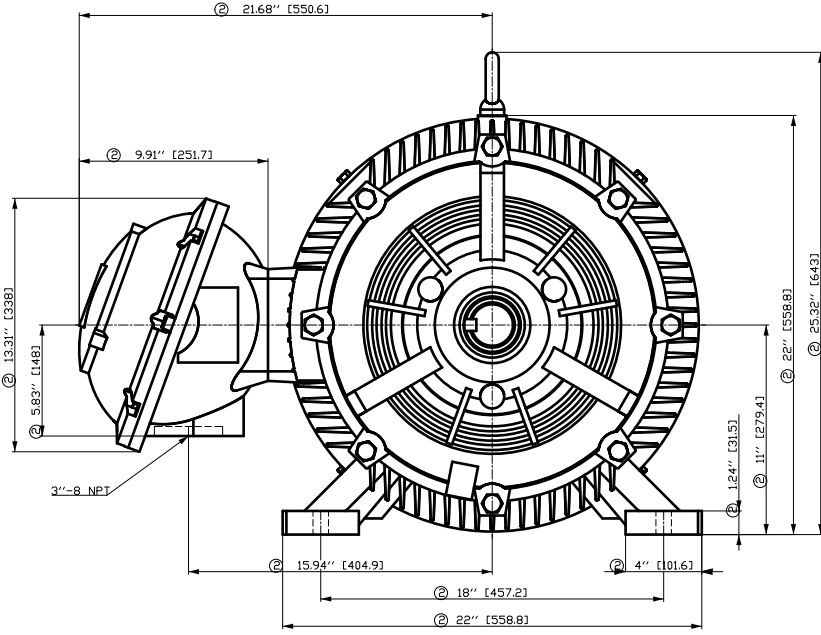
responsible dep. DI MC LVM	technical reference	created by DT Configurator	approved by	<i>Technical data are subject to change! There may be discrepancies between software and hardware versions</i>			
	document type datasheet	document status released		customer			
	title 1MB2121-4DA11-2AG3	document number					
© Siemens AG 2022	rev. 01	creation date 2022-04-09 02:05	language en	Page 1/1			

刀痕等
用特为
用文全
用图
用积

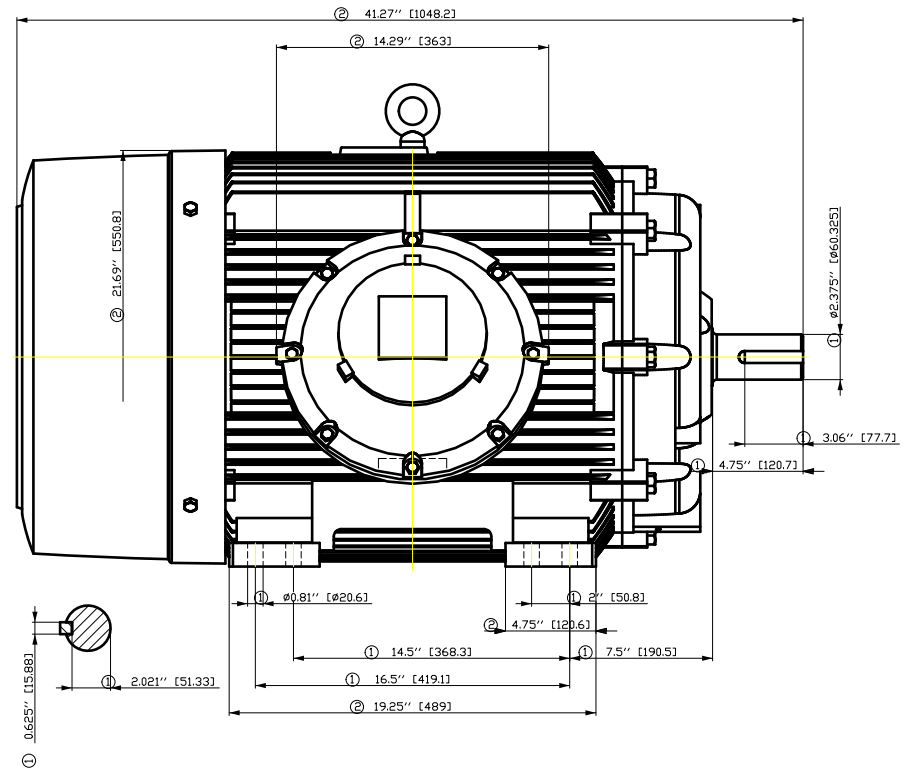
1. 本图是根据 GB 10300 标准绘制的。
2. 本图是根据 GB 10300 标准绘制的。
3. 本图是根据 GB 10300 标准绘制的。

1. 本图是根据 GB 10300 标准绘制的。
2. 本图是根据 GB 10300 标准绘制的。
3. 本图是根据 GB 10300 标准绘制的。

1. 本图是根据 GB 10300 标准绘制的。
2. 本图是根据 GB 10300 标准绘制的。
3. 本图是根据 GB 10300 标准绘制的。



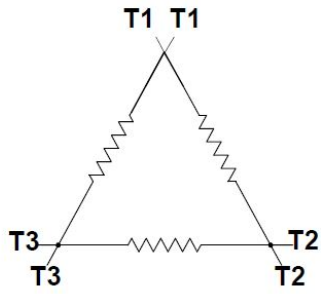
- ① Tolerances according to NEMA std.
- ② All these dimensions corresponding to assemblies and castings shall have a tolerance as per DIN standard 1686-GTB 19.
- ③ Not according to NEMA std.



Tolerance	Surface	Material	Weight	Scale
FT ÖGF CF Æ ÖÖFF EÖÖH Ë	Author Creator Approval Department Change Order	ÖS T æ : ^ æ @ } *	Ë	{ { } { { }
	Doc. State Revision	MLFB Item No. Doc No.		Doc Type Paper Size 1st Language 2nd Language
© Siemens AG 2018	Index RS	Ref No		Sheet F of F



Main terminal diagram



6 LEAD DELTA			
LINES			CONN.
L1	L2	L3	
T1	T2	T3	Δ

Motor protection

THERMOSTATS



responsible dep.
DI MC LVM

technical reference

created by

approved by

Project

SIEMENS

document type
Wiring Diagram

title
1MB2121-4DA11-2AG3

document status
free

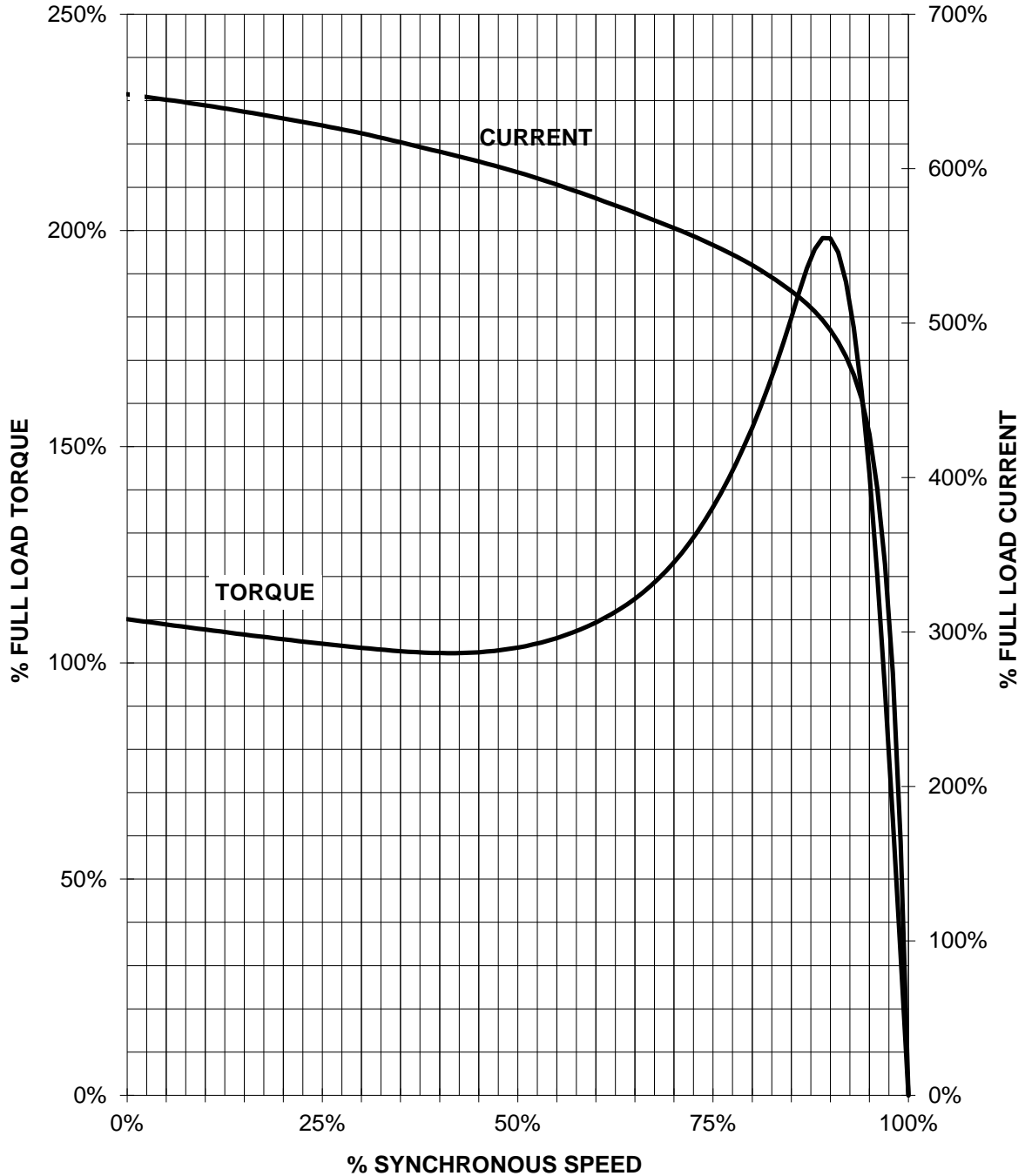
document number

customer

SIEMENS INDUSTRY, INC.

HP 125 VOLTS <600 RPM 3600 TYPE XP100
HZ 60 PHASE 3 FRAME 444TS NEMA B

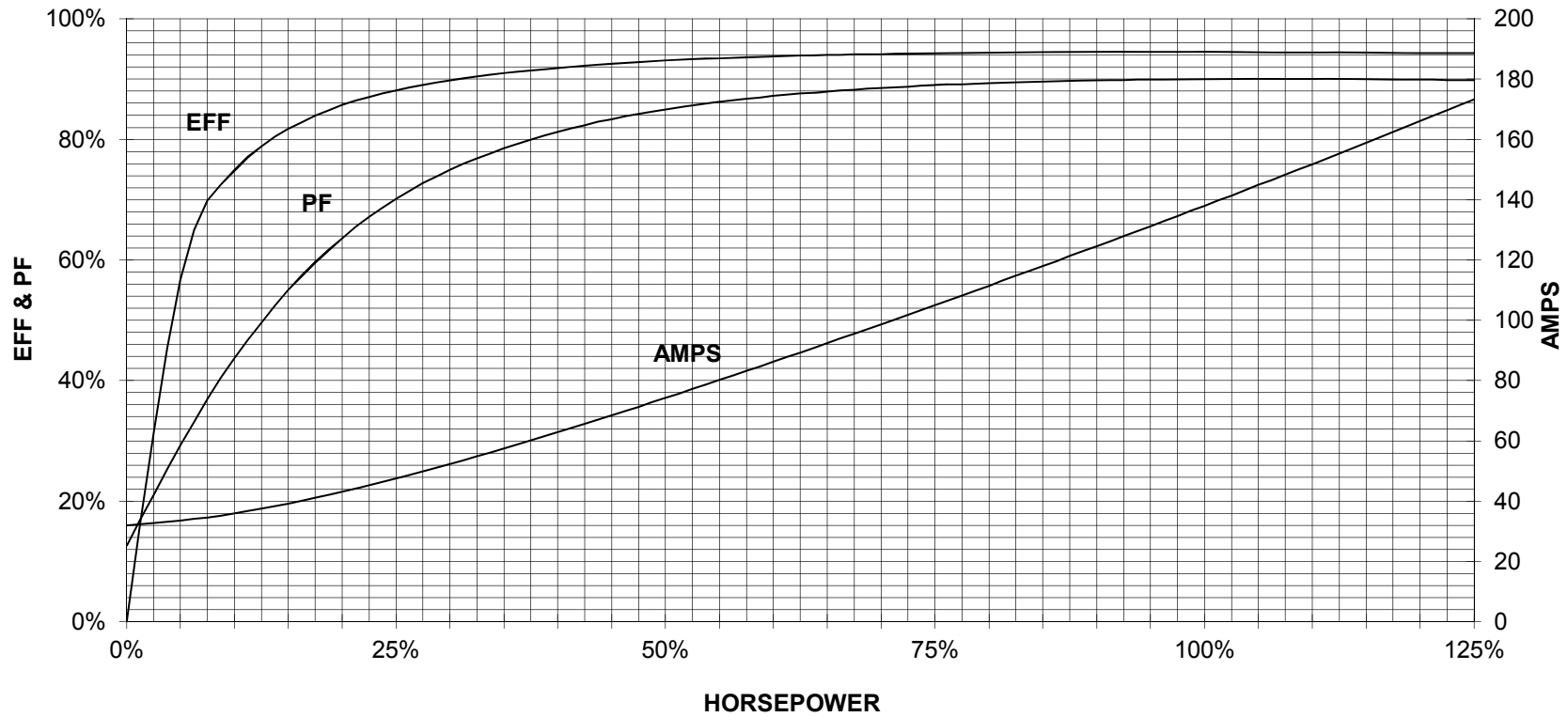
TORQUE & CURRENT VS. SPEED



CUSTOMER: _____ ORDER#: _____

125 HP 3600 RPM 444TS FRAME 460 VOLTS 3 PHASE NEMA DESIGN B

SIEMENS INDUSTRY, INC.
PERFORMANCE CURVE
XP100



CUSTOMER _____ ORDER # _____ PO # _____

PERFORMANCE BASED ON DESIGN CALCULATIONS. SUBJECT TO CHANGE WITHOUT NOTICE.

REV. 1