

# Data sheet for three-phase Squirrel-Cage-Motors SIMOTICS

**Motor type:** FS: 449TS - 4p - 300 hp -

Client order no.	Item-No.	Offer no.
Order no.	Consignment no.	Project

Remarks

**Electrical data** Class I, Div 1 Gr. C&D; Class II, Div1, Gr. F&G

U [V]	$\Delta/Y$	f [Hz]	P [HP]	P [kW]	n [rpm]	I Load [Amps]					Nom. Eff Load [%]			Pwr. Factor Load [%]			Torque [lb-ft]	T <sub>A</sub> /T <sub>N</sub> LRT [%]	T <sub>k</sub> /T <sub>N</sub> BDT [%]
						4/4	3/4	1/2	0	LRC	4/4	3/4	2/4	4/4	3/4	2/4			
575		60	300.00	-/-	1,785	270.40	210.90	155.90	91.20	1920.0	96.2	96.3	96.1	86.0	83.0	75.0	882.0	140	200

Frame Type: 449TS	Type of constr.: (A) Foot mounted - End shield	Ins. Cl.:Insulation class F	Motor Prot.:(G) Thermostats, Klixon type, normally closed	NEMA Des.: A	S.F.: 1
Mtr. WT:2,315		Temp. Rise Cl.: B	Amb. Temp.: + to -20 °C @1000 m	kVA: H	IP IP65

## Mechanical data

Sound level (SPL / SWL) at 60 Hz	84.0 dB(A) / 95.0 dB(A)	Thickener	Polyurea
Octave Band Center Frequencies Hertz	250 500 1000 2000 4000 8000 Hz	Safe Stall Time Hot	22 s
SPL@3	dB(A)	Safe Stall Time Cold	30 s
Moment of inertia	69.0 Lb-ft <sup>2</sup>	Frame material	cast iron
Ext Load Inertia Capability:	1200.0 Lb ft <sup>2</sup>	Color, paint shade	
<b>Bearings</b>		Coating (paint finish)	
Bearing DE   NDE	6316 Z C3 S0   6316 Z C3 S0	<b>Ventilation Type</b>	
Bearing_Type	Ball Bearing   Ball Bearing	Method of cooling	TEFC
AFBMA:	80BC03JP30   80BC03JP30	Direction of rotation	Bidirectional
<b>Grease</b>		Fan Material	Polypropylen ESD
Capacity	7.5 oz   7.5 oz	VFD	CT: n/a VT: 20:1
Grease Type:	Exxon Mobile EM	Space heaters	without
		Brake:	-/-

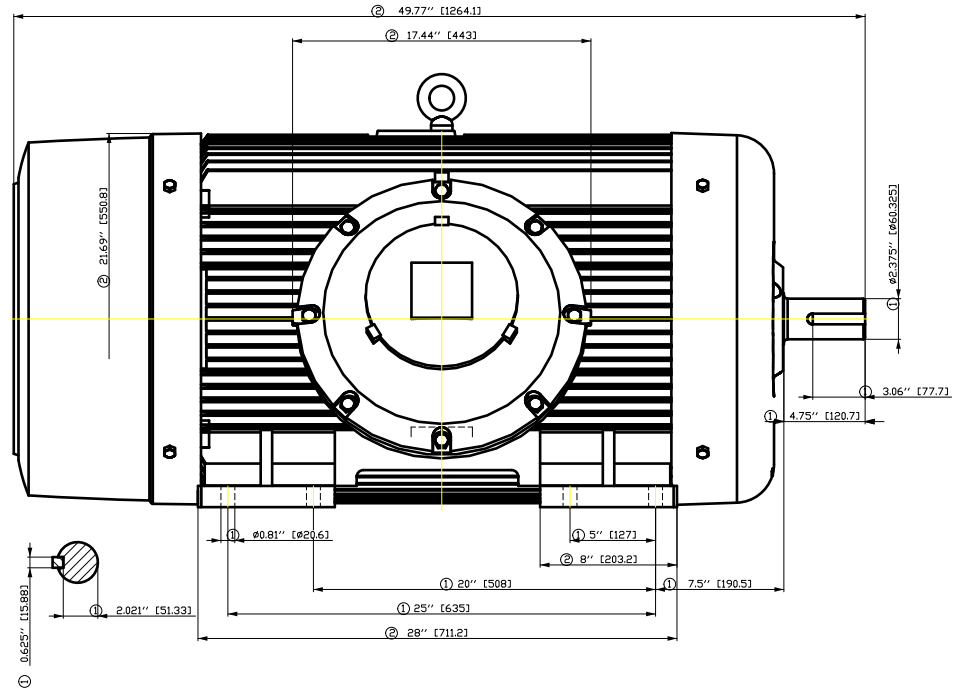
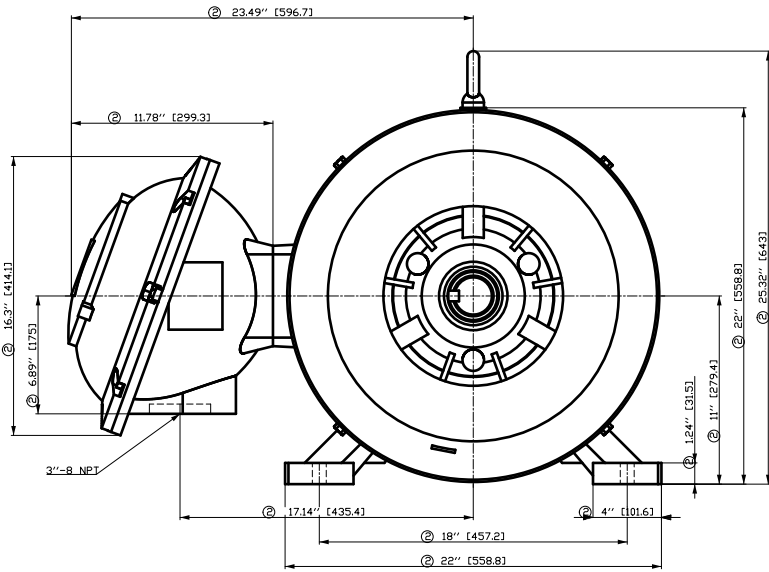
## Terminal box

Lead Wire Connection	6 LEAD - DELTA	Terminal box position	(3) Mounting - F-1
Voltage	L1 L1 L1 Connected together	Material of terminal box	
---	---	Cable entry	-/-
---	T1 T2 T3		

**Notes:**  
 I<sub>r</sub>/I<sub>N</sub> = locked rotor current / current nominal  
 M<sub>r</sub>/M<sub>N</sub> = locked rotor torque / torque nominal  
 M<sub>b</sub>/M<sub>N</sub> = break down torque / nominal torque  
 3) Value is valid only for DOL operation with motor design IC411  
 2) at rated power / at full load

responsible dep. DI MC LVM	technical reference	created by DT Configurator	approved by	<i>Technical data are subject to change! There may be discrepancies between software and hardware versions</i>
-------------------------------	---------------------	-------------------------------	-------------	--

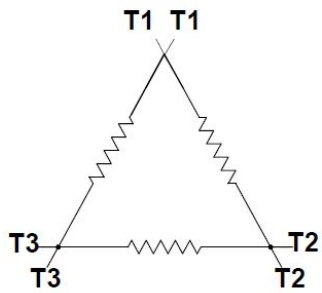
	document type datasheet	document status released	customer		
	title 1MB2121-4DB61-3AG3	document number			
© Siemens AG 2022		rev. 01	creation date 2022-04-09 02:13	language en	Page 1/1



- ① Tolerances according to NEMA std.
- ② All these dimensions corresponding to assemblies and castings shall have a tolerance as per DIN standard 1686-GTB 19.
- ③ Not according to NEMA std.

Tolerance	Surface	Material	Weight E	Scale 1:1
FT ÖGF:FF ÖÖI FFF:ÖÖH E	Author Creator Approval Department Change Order	ÖVS T aë : ^æ@` } * MLFB		
<b>SIEMENS</b>	Doc. State Revision	I EEEG Index RS	Item No Doc No	Paper Size 1st Language 2nd Language
	© Siemens AG 2018	Project No E	Ref No E	Sheet F of F

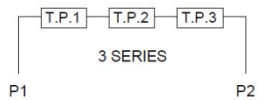
Main terminal diagram



6 LEAD DELTA			
LINES			CONN.
L1	L2	L3	
T1	T2	T3	Δ

Motor protection

THERMOSTATS



responsible dep.  
DI MC LVM

technical reference

created by

approved by

Project

**SIEMENS**

document type  
Wiring Diagram

title  
1MB2121-4DB61-3AG3

document status  
free

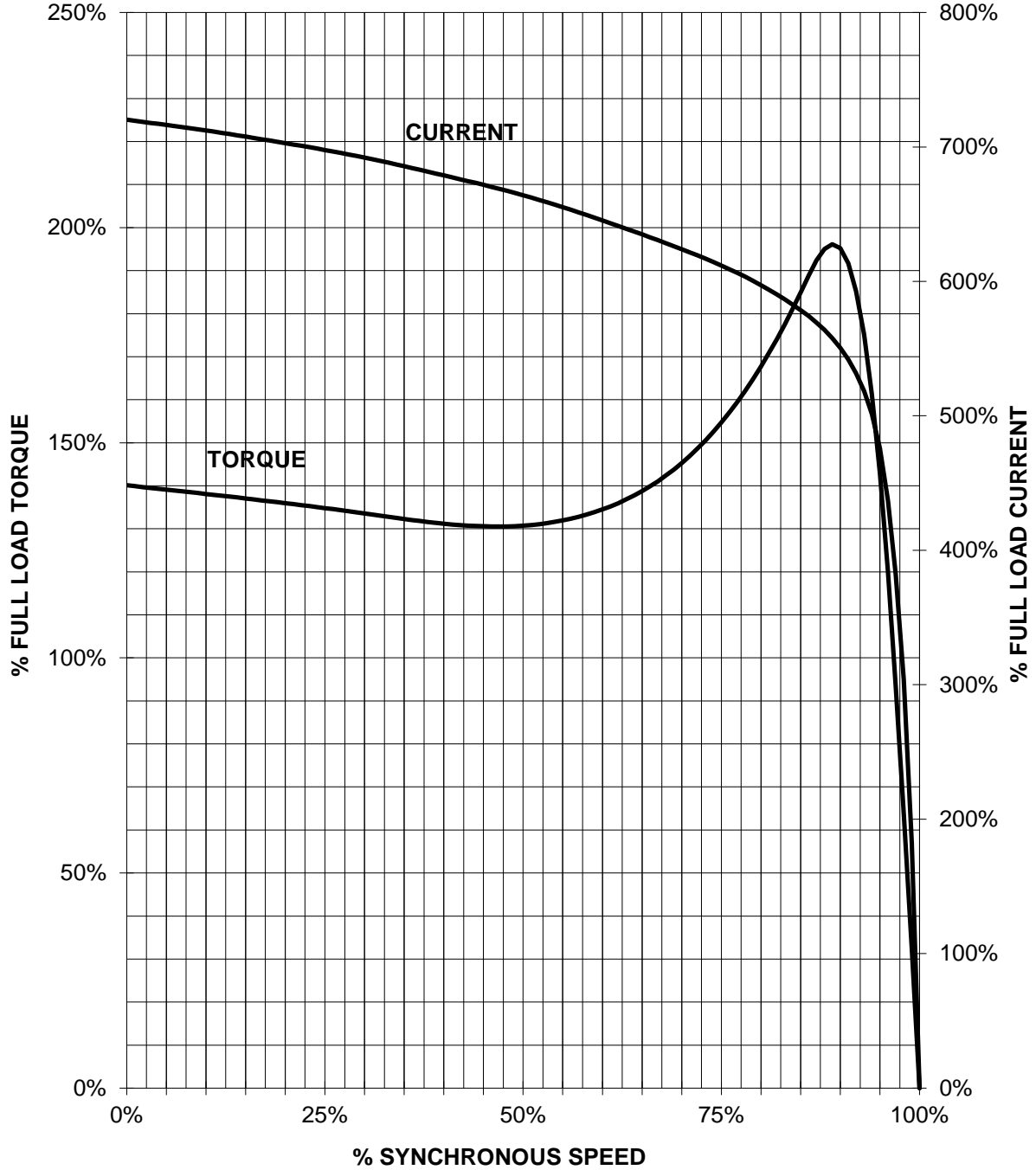
document number

customer

# SIEMENS INDUSTRY, INC.

HP 300    VOLTS <600    RPM 1800    TYPE XP100  
HZ 60    PHASE 3    FRAME 449TS    NEMA B

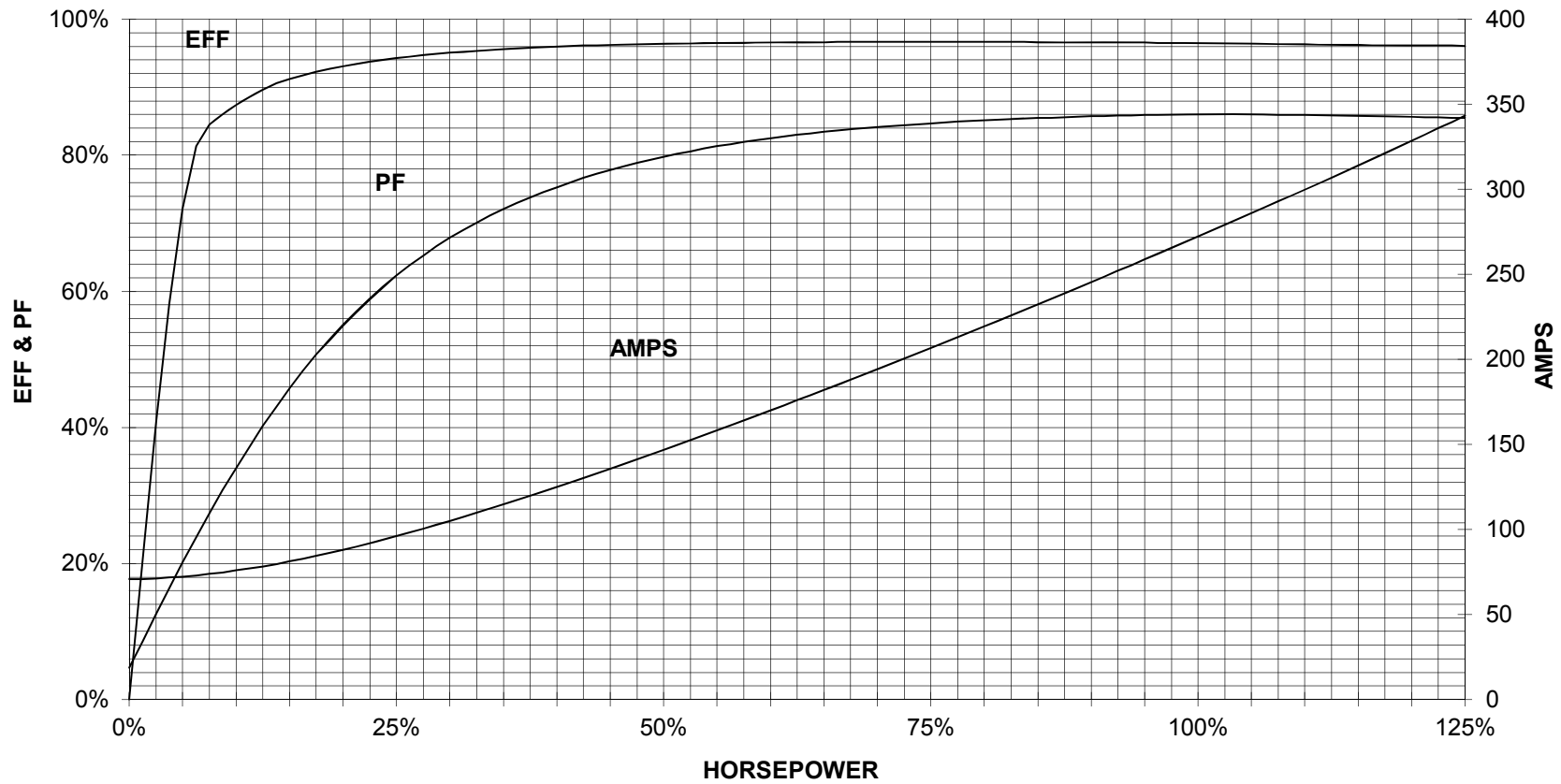
## TORQUE & CURRENT VS. SPEED



CUSTOMER: \_\_\_\_\_ ORDER#: \_\_\_\_\_

300 HP 1800 RPM 449TS FRAME 575 VOLTS 3 PHASE NEMA DESIGN A

**SIEMENS INDUSTRY, INC.**  
PERFORMANCE CURVE  
XP100



CUSTOMER \_\_\_\_\_ ORDER # \_\_\_\_\_ PO # \_\_\_\_\_

PERFORMANCE BASED ON DESIGN CALCULATIONS. SUBJECT TO CHANGE WITHOUT NOTICE.

REV. 1