

Data sheet for three-phase Squirrel-Cage-Motors SIMOTICS

Motor type: FS: B445T - 4p - 150 hp -

Client order no.	Item-No.	Offer no.
Order no.	Consignment no.	Project
Remarks		

Electrical data Class I, Div 1 Gr. C&D; Class II, Div1, Gr. F&G

U [V]	Δ/Y	f [Hz]	P [HP]	P [kW]	n [rpm]	I Load [Amps]					Nom. Eff Load [%]			Pwr. Factor Load [%]			Torque [lb-ft]	T _A /T _N LRT [%]	T _k /T _N BDT [%]
						4/4	3/4	1/2	0	LRC	4/4	3/4	2/4	4/4	3/4	2/4			
460		60	150.00	-/-	1,785	170.00	130.60	94.10	52.00	1085.0	95.8	96.0	95.7	86.0	84.0	78.0	441.0	150	200
Frame Type: B445T		Type of constr.: (A) Foot mounted - End shield				Ins. Cl.:Insulation class F		Motor Prot.:(G) Thermostats, Klixon type, normally closed				NEMA Des.: B		S.F.: 1.15					
Mtr. WT:1,753						Temp. Rise Cl.: B		Amb. Temp.: + to -20 °C @1000 m				kVA: G		IP IP65					

Mechanical data

Sound level (SPL / SWL) at 60 Hz	73.0 dB(A) / 84.0 dB(A)	Thickener	Polyurea
Octave Band Center Frequencies Hertz		Safe Stall Time Hot	20 s
250	500	1000	2000
4000	8000	Hz	
SPL@3	dB(A)		Safe Stall Time Cold
		30 s	
Moment of inertia	45.0 Lb-ft ²	Frame material	cast iron
Ext Load Inertia Capability:	640.0 Lb ft ²	Color, paint shade	
		Coating (paint finish)	
Bearings		Ventilation Type	
Bearing DE NDE	6318 Z C3 S0	6316 Z C3 S0	Method of cooling
Bearing_Type	Ball Bearing	Ball Bearing	TEFC
AFBMA:	90BC03JP30	80BC03JP30	Direction of rotation
			Bidirectional
Grease		Fan Material	Polypropylen ESD
Capacity	14.5 oz	7.5 oz	VFD
Grease Type:	Exxon Mobile EM		CT: n/a VT: 20:1
		Space heaters	without
		Brake:	-/-


Terminal box

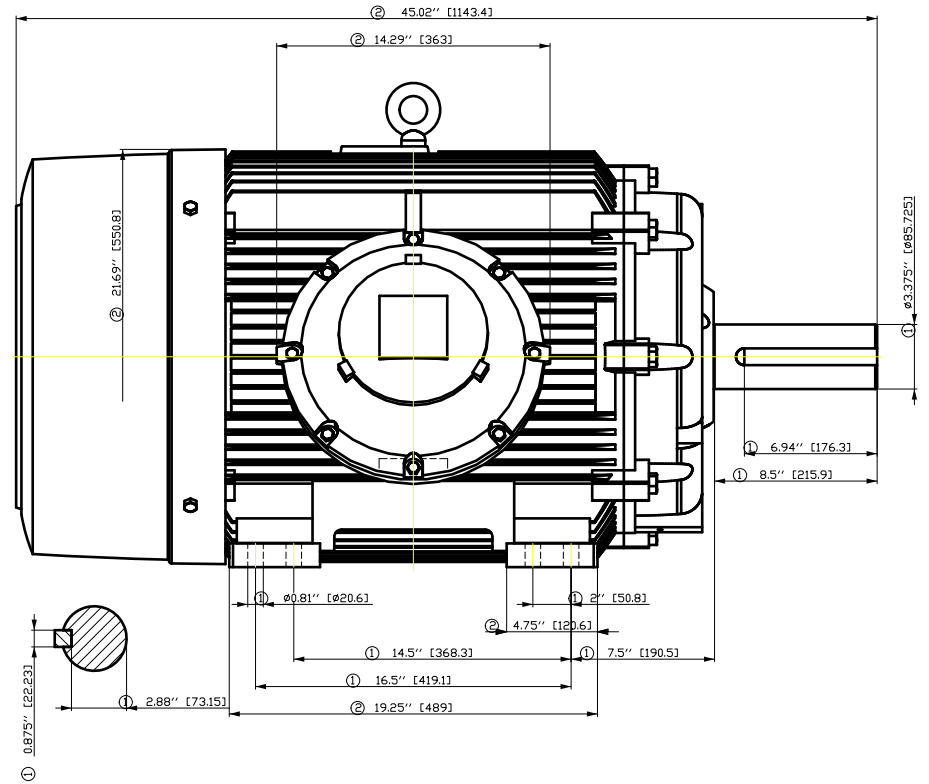
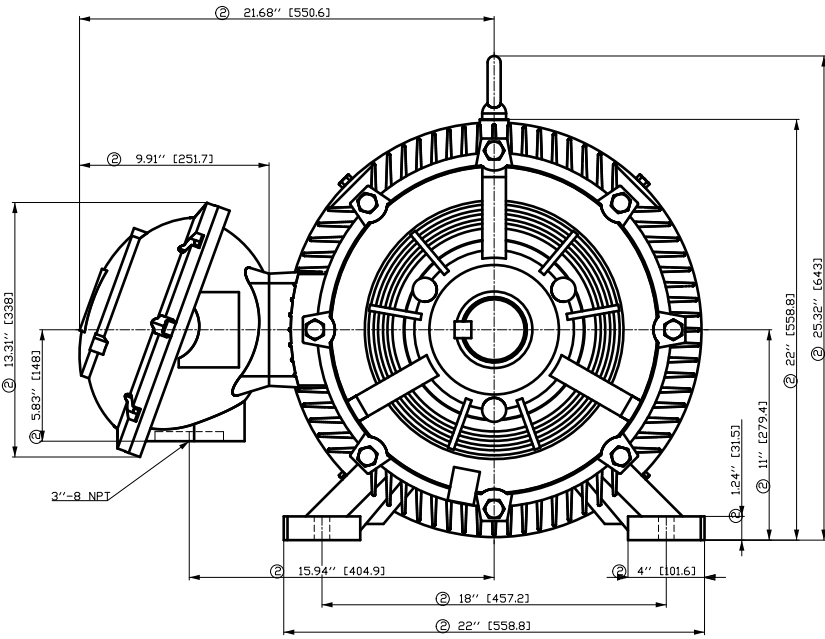
Lead Wire Connection	6 LEAD - DELTA	Terminal box position	(3) Mounting - F-1
Voltage	L1	L1	L1
	Connected together	Material of terminal box	
----	----	----	----
----	T1	T2	T3
	----	----	----
		Cable entry	-/-

Notes:

I_L/I_N = locked rotor current / current nominal
M_L/M_N = locked rotor torque / torque nominal
M_k/M_N = break down torque / nominal torque

3) Value is valid only for DOL operation with motor design IC411
2) at rated power / at full load

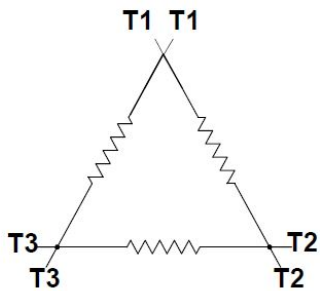
responsible dep. DI MC LVM	technical reference	created by DT Configurator	approved by	<i>Technical data are subject to change! There may be discrepancies between software and hardware versions</i>			
	document type datasheet	document status released		customer			
	title 1MB2121-4EB21-2AG3	document number					
© Siemens AG 2022	rev. 01	creation date 2022-04-09 02:15	language en	Page 1/1			



- ① Tolerances according to NEMA std.
- ② All these dimensions corresponding to assemblies and castings shall have a tolerance as per DIN standard 1686-GTB 19.
- ③ Not according to NEMA std.

Tolerance	Surface	Material	Weight	Scale	
FT ÖGFCFÈ ÖÖGFÈÖÖH	Author	Öä \)•ä}ä/äë ä*	E		
E	Creator				ÖVS
	Approval				T äë : ^ä@ }*
	Department				
	Change Order	MFB	Doc Type	/	
	Doc. State	I ÈÈÈG	Item No	Paper Size	
	Revision	Index RS	Doc No	1st Language	
				2nd Language	
© Siemens AG 2018	Project No	E	Ref No	E	
				Sheet F of F	

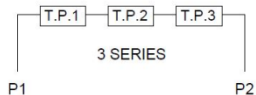
Main terminal diagram



6 LEAD DELTA			
LINES			CONN.
L1	L2	L3	
T1	T2	T3	Δ

Motor protection

THERMOSTATS

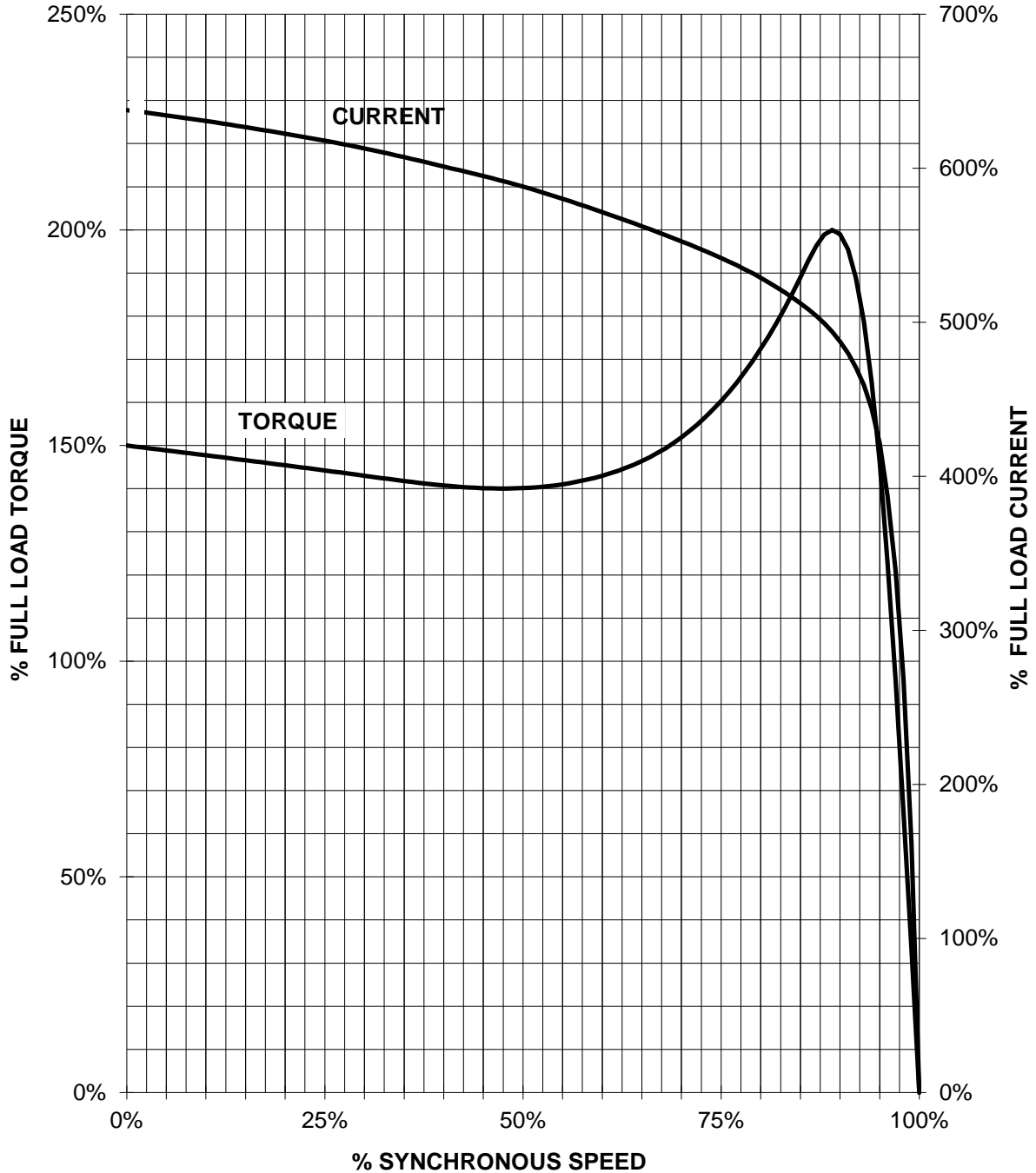


responsible dep. DI MC LVM	technical reference	created by	approved by	Project
SIEMENS	document type Wiring Diagram	document status free		customer
	title 1MB2121-4EB21-2AG3	document number		
© Siemens AG 2019		rev. 01	creation date 12/03/2019	language en Page 1/1

SIEMENS INDUSTRY, INC.

HP 150 VOLTS <600 RPM 1800 TYPE XP100
HZ 60 PHASE 3 FRAME B445T NEMA B

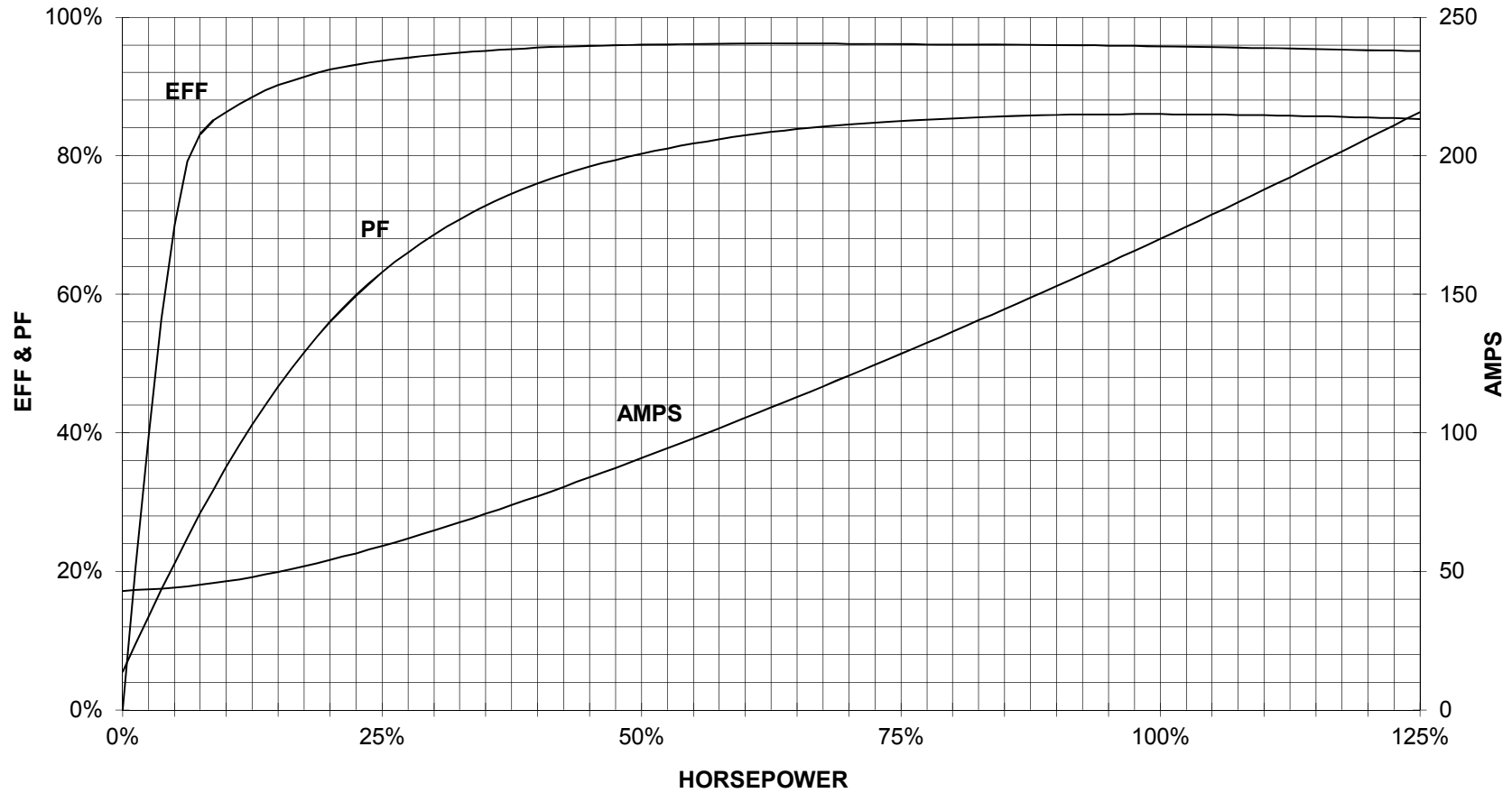
TORQUE & CURRENT VS. SPEED



CUSTOMER: _____ ORDER#: _____

150 HP 1800 RPM B445T FRAME 460 VOLTS 3 PHASE NEMA DESIGN B

SIEMENS INDUSTRY, INC.
PERFORMANCE CURVE
XP100



CUSTOMER: _____ ORDER #: _____

PERFORMANCE BASED ON DESIGN CALCULATIONS. SUBJECT TO CHANGE WITHOUT NOTICE.

REV. 1