

# Data sheet for three-phase Squirrel-Cage-Motors SIMOTICS

**Motor type:** FS: 405T - 4p - 100 hp -

Client order no.	Item-No.	Offer no.
Order no.	Consignment no.	Project

Remarks

**Electrical data** **Class I Division 1 Groups D**

U [V]	$\Delta/Y$	f [Hz]	P [HP]	P [kW]	n [rpm]	I Load [Amps]					Nom. Eff Load [%]			Pwr. Factor Load [%]			Torque [lb-ft]	T <sub>A</sub> /T <sub>N</sub> LRT [%]	T <sub>k</sub> /T <sub>N</sub> BDT [%]
						4/4	3/4	1/2	0	LRC	4/4	3/4	2/4	4/4	3/4	2/4			
575		60	100.00	-/-	1,780	90.40	68.00	48.90	24.00	580.0	95.4	96.0	95.8	87.0	86.0	80.0	295.0	180	200

Frame Type: 405T	Type of constr.: (A) Foot mounted - End shield	Ins. Cl.:Insulation class F	Motor Prot.:(A) No winding protection	NEMA Des.: B	S.F.: 1.15
Mtr. WT:1,189		Temp. Rise Cl.: B	Amb. Temp.: + to -20 °C @1000 m	kVA: G	IP IP65

**Mechanical data**

Sound level (SPL / SWL) at 60 Hz	67.0 dB(A) / 79.0 dB(A)	Thickener	Polyurea
Octave Band Center Frequencies Hertz	250 500 1000 2000 4000 8000 Hz	Safe Stall Time Hot	25 s
SPL@3		Safe Stall Time Cold	35 s
Moment of inertia	23.4 Lb-ft <sup>2</sup>	Frame material	cast iron
Ext Load Inertia Capability:	441.0 Lb ft <sup>2</sup>	Color, paint shade	
<b>Bearings</b>		Coating (paint finish)	
Bearing DE   NDE	6316 Z C3 S0   6316 Z C3 S0	<b>Ventilation Type</b>	
Bearing_Type	Ball Bearing   Ball Bearing	Method of cooling	TEFC
AFBMA:	80BC03JP30   80BC03JP30	Direction of rotation	Bidirectional
<b>Grease</b>		Fan Material	Polypropylen ESD
Capacity	7.5 oz   7.5 oz	VFD	CT: 4:1 VT: 20:1
Grease Type:	Exxon Mobile EM	Space heaters	without
		Brake:	-/-

**Terminal box**

Lead Wire Connection	3 LEAD - DELTA	Terminal box position	(3) Mounting - F-1
Voltage	L1 L1 L1 Connected together	Material of terminal box	
----	----	Cable entry	-/-
----	T1 T2 T3		

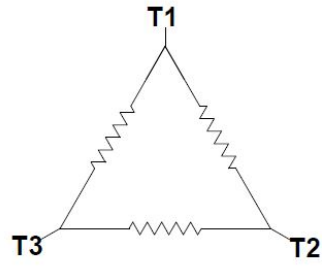
**Notes:**  
 I<sub>L</sub>/I<sub>N</sub> = locked rotor current / current nominal  
 M<sub>L</sub>/M<sub>N</sub> = locked rotor torque / torque nominal  
 M<sub>d</sub>/M<sub>N</sub> = break down torque / nominal torque  
 3) Value is valid only for DOL operation with motor design IC411  
 2) at rated power / at full load

responsible dep. DI MC LVM	technical reference	created by DT Configurator	approved by	<i>Technical data are subject to change! There may be discrepancies between software and hardware versions</i>
-------------------------------	---------------------	-------------------------------	-------------	--

	document type datasheet	document status released	customer	
	title 1MB2221-4AB21-3AA3	document number	rev. 01	creation date 2022-04-08 22:49
© Siemens AG 2022		language en	Page 1/1	



Main terminal diagram



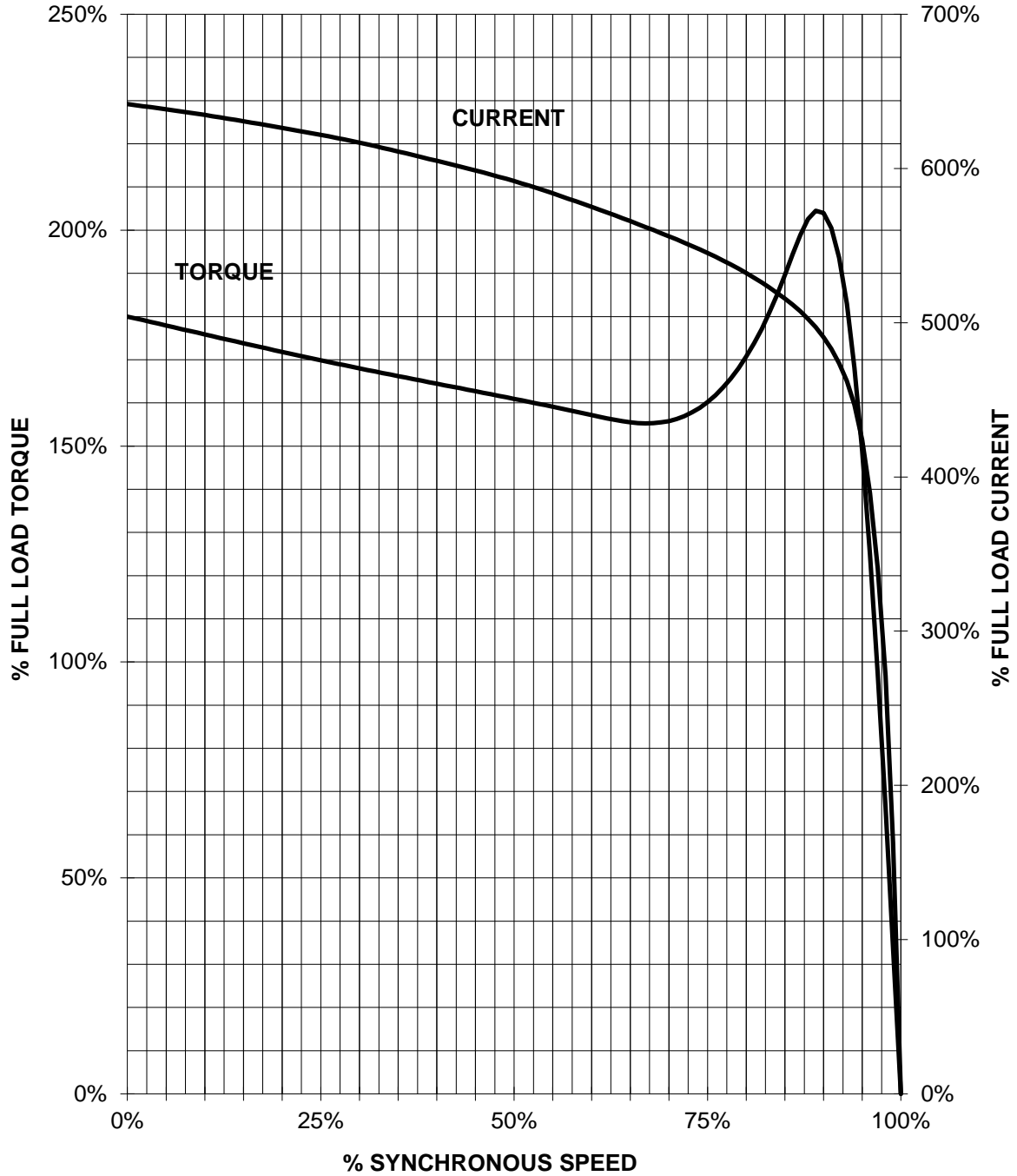
3 LEAD DELTA			
LINES			CONN.
L1	L2	L3	
T1	T2	T3	Δ

responsible dep. DI MC LVM	technical reference	created by	approved by	Project	
<b>SIEMENS</b>	document type Wiring Diagram	document status free		customer	
	title 1MB2221-4AB21-3AA3	document number			
© Siemens AG 2019	rev. 01	creation date 12/03/2019	language en	Page 1/1	

# SIEMENS INDUSTRY INC.

HP 100 VOLTS <600 RPM 1800 TYPE XP100 1D1  
HZ 60 PHASE 3 FRAME 405T NEMA B

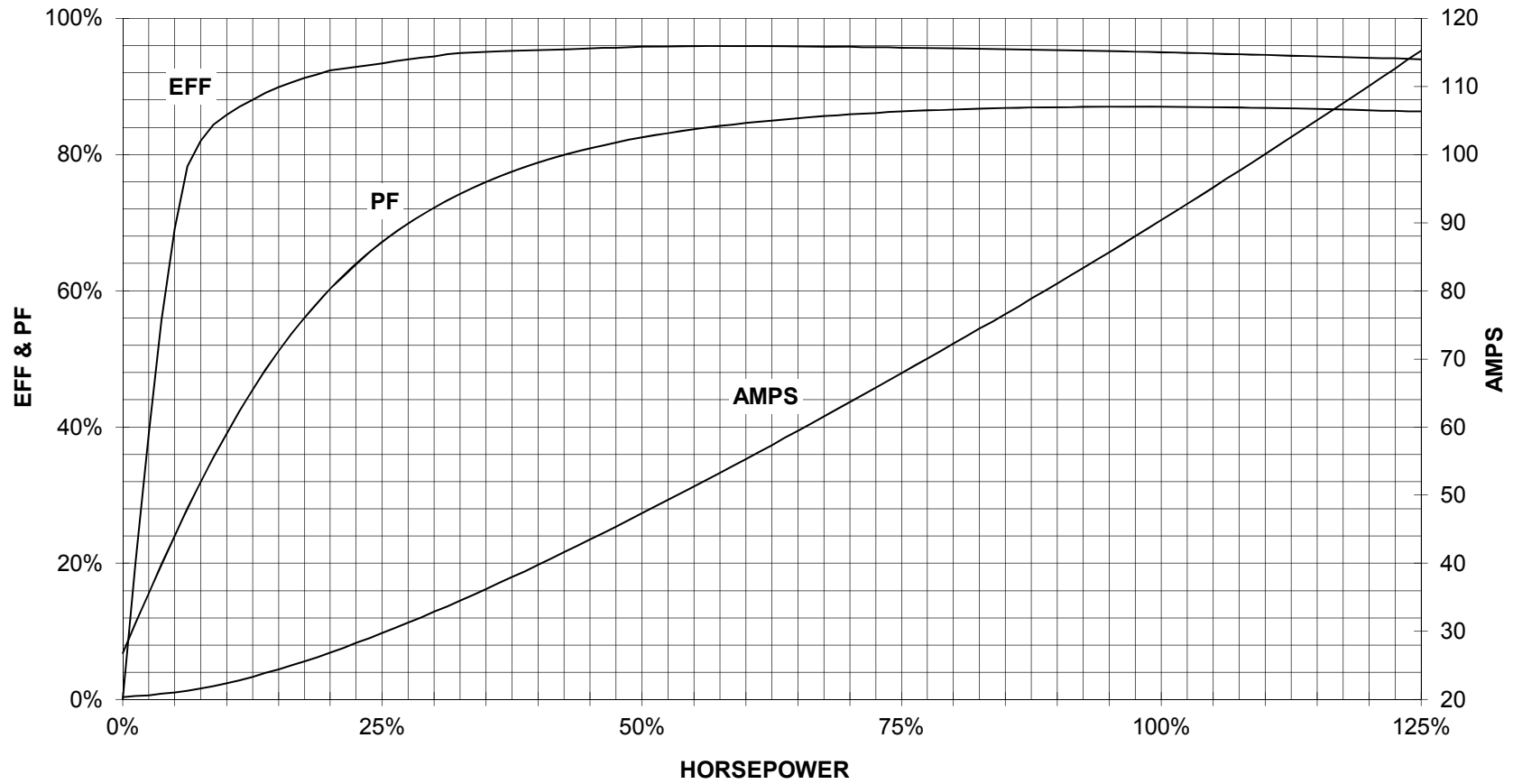
## TORQUE & CURRENT VS. SPEED



CUSTOMER: \_\_\_\_\_ ORDER#: \_\_\_\_\_

100 HP 1800 RPM 405T FRAME 575 VOLTS 3 PHASE NEMA DESIGN B

**SIEMENS INDUSTRY, INC.**  
**PERFORMANCE CURVE**  
**XP100 1D1**



CUSTOMER \_\_\_\_\_ ORDER # \_\_\_\_\_ PO # \_\_\_\_\_

PERFORMANCE BASED ON DESIGN CALCULATIONS. SUBJECT TO CHANGE WITHOUT NOTICE.

REV. 1