

# Data sheet for three-phase Squirrel-Cage-Motors SIMOTICS

**Motor type:** FS: B447T - 4p - 200 hp -

Client order no.	Item-No.	Offer no.
Order no.	Consignment no.	Project
Remarks		

**Electrical data** **Class I Division 1 Groups D**

U [V]	$\Delta/Y$	f [Hz]	P [HP]	P [kW]	n [rpm]	I Load [Amps]					Nom. Eff Load [%]			Pwr. Factor Load [%]			Torque [lb-ft]	T <sub>A</sub> /T <sub>N</sub> LRT [%]	T <sub>k</sub> /T <sub>N</sub> BDT [%]
						4/4	3/4	1/2	0	LRC	4/4	3/4	2/4	4/4	3/4	2/4			
460		60	200.00	-/-	1,785	228.00	175.40	129.80	73.00	1450.0	96.2	96.5	96.2	85.0	83.0	75.0	588.0	160	200

Frame Type: B447T	Type of constr.: (A) Foot mounted - End shield	Ins. Cl.:Insulation class F	Motor Prot.:(A) No winding protection	NEMA Des.: B	S.F.: 1.15
Mtr. WT:2,503		Temp. Rise Cl.: B	Amb. Temp.: + to -20 °C @1000 m	kVA: G	IP IP65

**Mechanical data**

Sound level (SPL / SWL) at 60 Hz	74.0 dB(A) / 85.0 dB(A)	Thickener	Polyurea
Octave Band Center Frequencies Hertz	250 500 1000 2000 4000 8000 Hz	Safe Stall Time Hot	18 s
SPL@3		Safe Stall Time Cold	25 s
Moment of inertia	56.5 Lb-ft <sup>2</sup>	Frame material	cast iron
Ext Load Inertia Capability:	831.0 Lb ft <sup>2</sup>	Color, paint shade	
<b>Bearings</b>		Coating (paint finish)	
Bearing DE   NDE	6318 Z C3 S0   6316 Z C3 S0	<b>Ventilation Type</b>	
Bearing_Type	Ball Bearing   Ball Bearing	Method of cooling	TEFC
AFBMA:	90BC03JP30   80BC03JP30	Direction of rotation	Bidirectional
<b>Grease</b>		Fan Material	Polypropylen ESD
Capacity	14.5 oz   7.5 oz	VFD	CT: 4:1 VT: 20:1
Grease Type:	Exxon Mobile EM	Space heaters	without
		Brake:	-/-

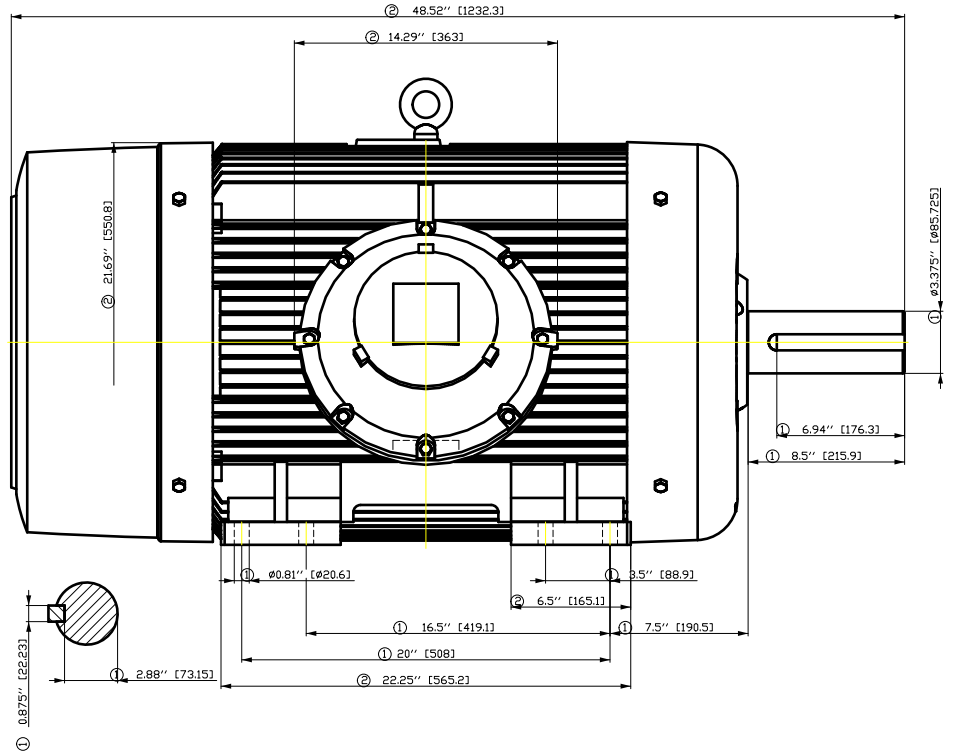
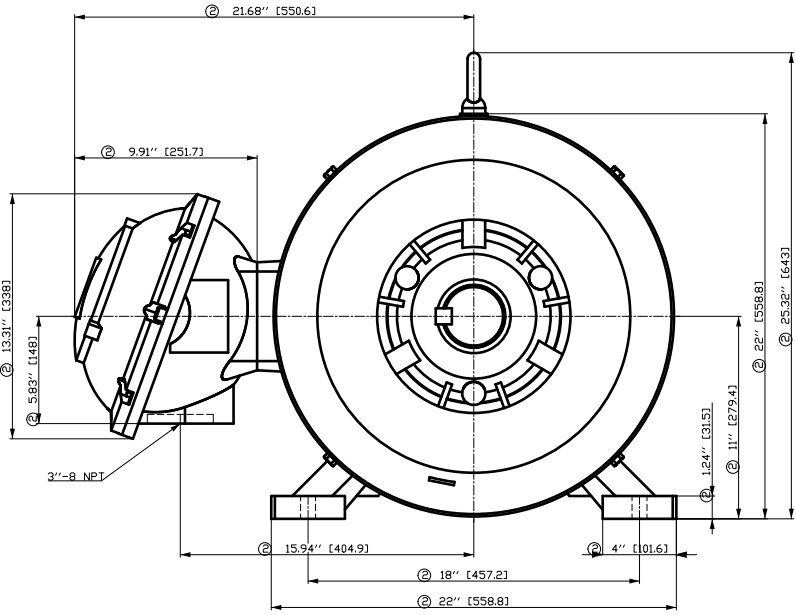
**Terminal box**

Lead Wire Connection	6 LEAD - DELTA	Terminal box position	(3) Mounting - F-1
Voltage	L1 L1 L1 Connected together	Material of terminal box	
----	----	Cable entry	-/-
----	T1 T2 T3		

<b>Notes:</b>	
$I_r/I_N$ = locked rotor current / current nominal $M_r/M_N$ = locked rotor torque / torque nominal $M_b/M_N$ = break down torque / nominal torque	3) Value is valid only for DOL operation with motor design IC411 2) at rated power / at full load

responsible dep.	technical reference	created by	approved by	<i>Technical data are subject to change! There may be discrepancies between software and customer interface</i>
DI MC LVM		DT Configurator		

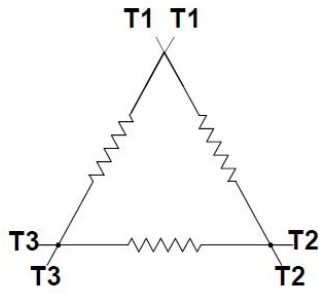
	document type	document status	customer	
	datasheet	released		
	title	document number		
	1MB2221-4EB31-2AA3			
© Siemens AG 2022		rev.	creation date	language Page
		01	2022-04-09 02:25	en 1/1



- ① Tolerances according to NEMA std.
- ② All these dimensions corresponding to assemblies and castings shall have a tolerance as per DIN standard 1686-GTB 19.
- ③ Not according to NEMA std.

Tolerance	Surface	Material	Weight E	Scale 1:1
FT ÖGGEFÈ ÖÖHFÈÖÖH E	Author Creator Approval Department Change Order	ÖS T æ : ^æ@` } * MLFB		
<b>SIEMENS</b>	Doc. State Revision	I EGG Index RS	Item No Doc No	Paper Size 1st Language 2nd Language
	© Siemens AG 2018 Project No E		Ref No E	Sheet F of F

Main terminal diagram



6 LEAD DELTA			
LINES			CONN.
L1	L2	L3	
T1	T2	T3	Δ

responsible dep.  
DI MC LVM

technical reference

created by

approved by

Project

**SIEMENS**

document type  
Wiring Diagram

title  
1MB2221-4EB31-2AA3

document status  
free

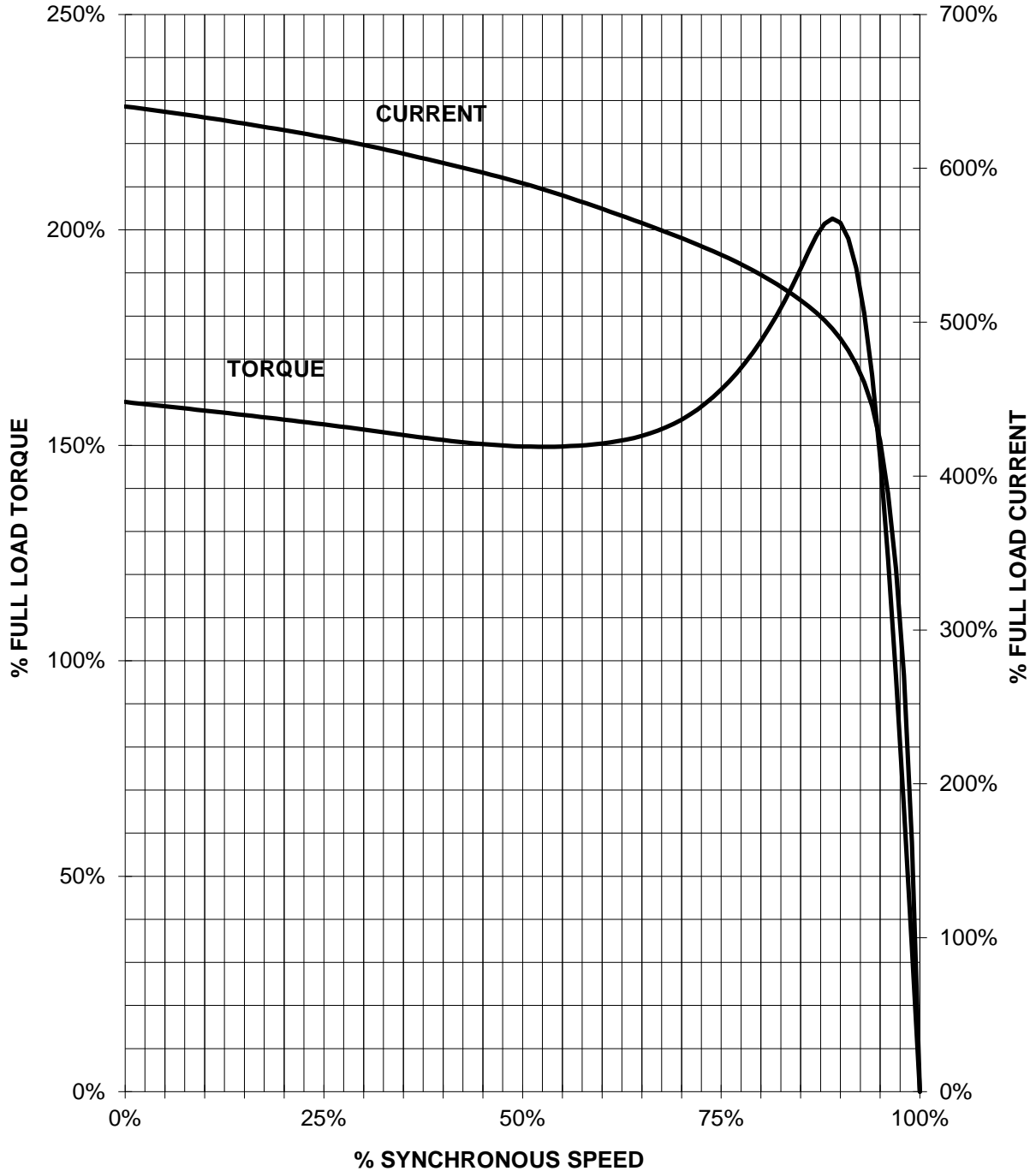
document number

customer

# SIEMENS INDUSTRY, INC.

HP 200 VOLTS <600 RPM 1800 TYPE XP100 1D1  
HZ 60 PHASE 3 FRAME B447T NEMA B

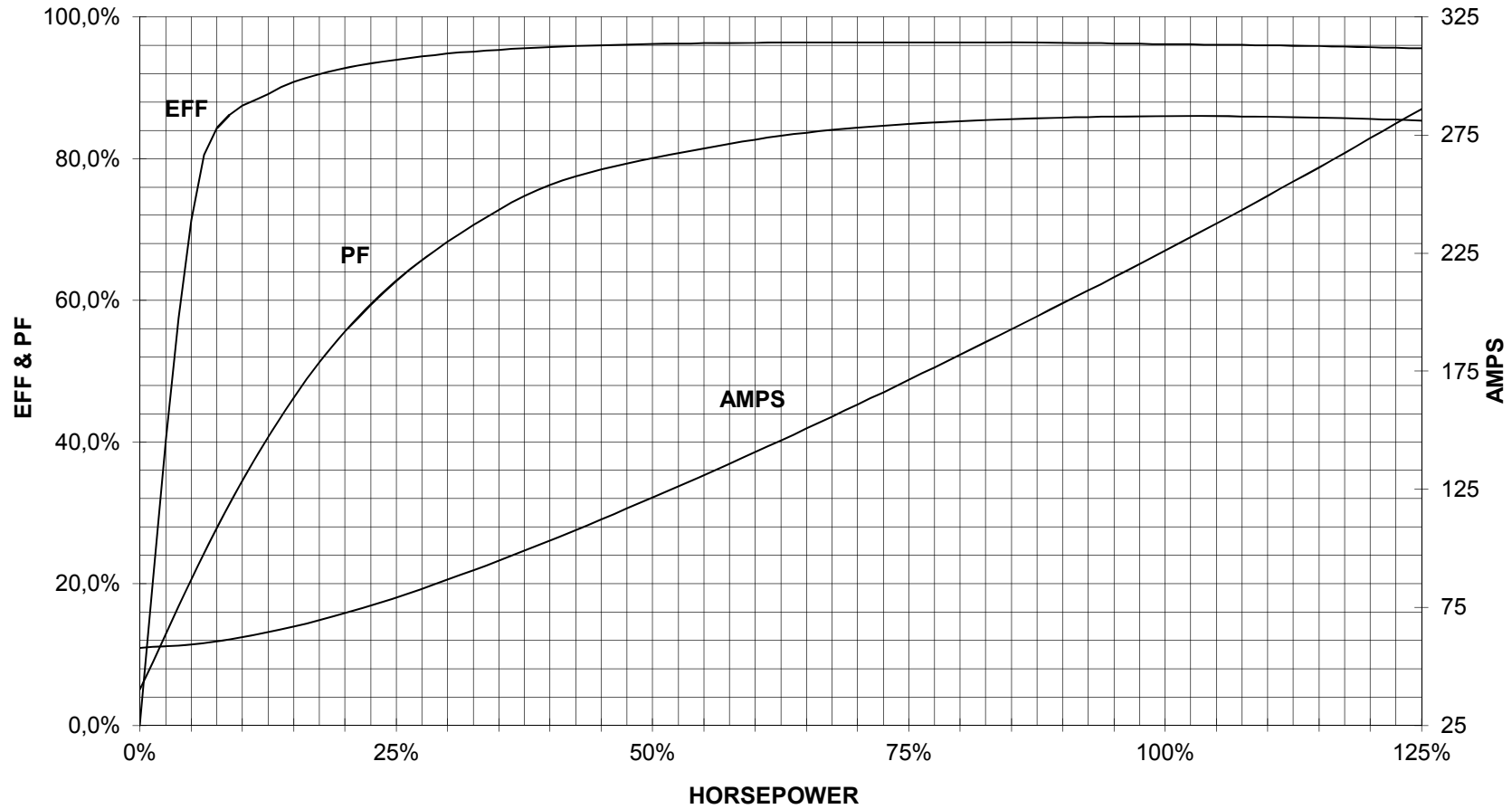
## TORQUE & CURRENT VS. SPEED



CUSTOMER: \_\_\_\_\_ ORDER#: \_\_\_\_\_

200 HP 1800 RPM B447T FRAME 460 VOLTS 3 PHASE NEMA DESIGN B

**SIEMENS INDUSTRY, INC.**  
**PERFORMANCE CURVE**  
**XP100 1D1**



CUSTOMER: \_\_\_\_\_ ORDER #: \_\_\_\_\_

PERFORMANCE BASED ON DESIGN CALCULATIONS. SUBJECT TO CHANGE WITHOUT NOTICE.

REV. 1