

BALDOR® • RELIANCE 

Product Information Packet

CDRX25244T-5

20HP, 1770RPM, 3PH, 60HZ, 256TC, XPFC, F1

Part Detail							
Revision:	E	Status:	PRD/A	Change #:		Proprietary:	No
Type:	AC	Elec. Spec:	09WGT507	CD Diagram:	CD0006	Mfg Plant:	
Mech. Spec:		Layout:	09LY-000-582	Poles:	04	Created Date:	06-25-2019
Base:		Eff. Date:	03-29-2021	Leads:	3#10		

Specs			
Catalog Number:	CDRX25244T-5	Insulation Class:	F
Enclosure:	XPFC	Inverter Code:	Inverter Duty
Frame:	256TC	IP Rating:	NONE
Frame Material:	Iron	KVA Code:	J
Output @ Frequency:	20.000 HP @ 60 HZ	Lifting Lugs:	Standard Lifting Lugs
Synchronous Speed @ Frequency:	1800 RPM @ 60 HZ	Locked Bearing Indicator:	Locked Bearing
Voltage @ Frequency:	575.0 V @ 60 HZ	Motor Lead Termination:	Flying Leads
XP Class and Group:	CLI GP C,D	Motor Type:	0960M
XP Division:	Division I	Mounting Arrangement:	F1
Agency Approvals:	CSA	Power Factor:	83
	CSA EEV	Product Family:	Hazardous Location Motor
	UR	Pulley Face Code:	C-Face
Auxillary Box:	No Auxillary Box	Rodent Screen:	None
Auxillary Box Lead Termination:	None	RoHS Status:	ROHS NON-COMPLIANT
Base Indicator:	Rigid	Shaft Ground Indicator:	No Shaft Grounding
Bearing Grease Type:	Polyrex EM (-20F +300F)	Shaft Rotation:	Reversible
Blower:	None	Speed Code:	Single Speed
Constant Torque Speed Range:	6	Motor Standards:	NEMA

Current @ Voltage:	19.200 A @ 575.0 V	Starting Method:	Direct on line
Design Code:	A	Thermal Device - Bearing:	None
Drip Cover:	No Drip Cover	Thermal Device - Winding:	Normally Closed Thermostat
Duty Rating:	CONT	Vibration Sensor Indicator:	No Vibration Sensor
Electrically Isolated Bearing:	Not Electrically Isolated	Winding Thermal 1:	None
Feedback Device:	NO FEEDBACK	Winding Thermal 2:	None
Heater Indicator:	No Heater	XP Temp Code:	T3C

Nameplate NP1401XPSLEV										
NO.						CC	010A			
S/N						TEMP CODE	T3C			
SPEC.	09-0000-1447					INV.TYPE	PWM			
CAT.NO.	CDRX25244T-5					C HP FR	60	C HP TO	90	
HP	20					CT HZ FROM	6	CT HZ TO	60	
VOLTS	575					VT HZ FROM	6	VT HZ TO	60	
AMPS	19.2					MAG CUR				
RPM	1770					MX RPM	2700			
HZ	60	PH	3	CL	F	NOM.EFF.	93			
SER.F.	1.00		DES	A	SL HZ	1	WK2	2.62		
FRAME	256TC		RATING	40C AMB-CONT						
	55C AMB @ 1.0 SF, 60C RISE									
	1.15SF ON SINEWAVE							NEMA MG-1 PT.5,IP55		

Parts List		
Part Number	Description	Quantity
SA371250	SA 09-0000-1447	1.000 EA
RA360937	RA 09-0000-1447	1.000 EA
LB1115N	LABEL,LIFTING DEVICE (ON ROLLS)	1.000 EA
LB1119N	WARNING LABEL	1.000 EA
LC0006	CONNECTION LABEL	1.000 EA
NP1401XPSLEV	SS XP INV UL CSA-EEV CC CL-I GP-C&D	1.000 EA
85XU0407S04	4X1/4 U DRIVE PIN STAINLESS	2.000 EA
85XU0407S04	4X1/4 U DRIVE PIN STAINLESS	4.000 EA
MN416A01	TAG-INSTAL-MAINT no wire (2100/bx) 4/22	1.000 EA
LB1081Z	ALUM XP CAUTION LABEL (ZK PLANT ONLY-	1.000 EA
HW3201A01	1/2-13 EYEBOLT	1.000 EA
HW1002A63	WASHER, 5/8 HI-COLLAR SPRLCKWASHER	1.000 EA
09FH1004A32P	FAN COVER, MACH W/2 HOLES FOR GRS	1.000 EA
HW1001A25	LOCKWASHER 1/4, ZINC PLT .493 OD, .255 I	3.000 EA
10XN2520K14	1/4-20 X .88 HEX GRD 5 (20001)	3.000 EA
LD7020E03	LEAD SET, 10AWG, 3 LEAD, 20" LONG LEADS	1.000 EA
37FN3002B02	EXFN, PLASTIC, 7.50 OD, 1.503 ID	1.000 EA
HW2500A25	WOODRUFF KEY USA #1008 #BLOW CARBON STEE	1.000 EA
MJ1000A02	GREASE, MOBIL POLYREX EM - 124047	0.080 LB
09EP1700A65P	FR ENDPLATE, MACH, XPFC W/ALUM SLINGER	1.000 EA
10XN3816K28	3/8-16 X 1.75 HEX HD CAP SCREW, GRADE 5	4.000 EA
HW1001A38	LOCKWASHER 3/8, ZINC PLT .688 OD, .382 I	4.000 EA
HA2065A03	SLINGER, ALUM.	1.000 EA
80XN1032A07	SET SCREW, HEX XOCK, ZN	1.000 EA

Parts List (continued)		
Part Number	Description	Quantity
HW5100A08	W3118-035 WVY WSHR (WB)	1.000 EA
HA4017A03	.125 X 1.75 GREASE EXT (F/S)	1.000 EA
HA4017A08	.125X3.50 GREASER EXTEN.	1.000 EA
HW4019A01	PIPE COUPLING 1/8 NPT,STEEL,ZINC COATING	1.000 EA
HA4051A00	PLASTIC CAP FOR GREASE FITTING	1.000 EA
HW4500A21	1618BALEMITE FITTING 825 UNIVERSAL	1.000 EA
HW4500A17	317400 ALEMITE GREASE RELIEF	1.000 EA
HW4505A02	BREATHER/DRAIN-EXP PROOF-.250-18 PTF AIS	1.000 EA
HW3023E06	.125 X .625 SPIRAL SPRING PIN	1.000 EA
09EP1708A19P	PUEP, MACH W/METAL SLINGER & HW4505A02 W	1.000 EA
HW1001A38	LOCKWASHER 3/8, ZINC PLT .688 OD, .382 I	4.000 EA
10XN3816K28	3/8-16 X 1.75 HEX HD CAP SCREW, GRADE 5	4.000 EA
HA2066A01	SLINGER, ALUM (AUTO)	1.000 EA
80XN1032A07	SET SCREW, HEX XOCK, ZN	1.000 EA
10XN2520K36	1/4-20 X 2.25" HX HD SCRWGRADE 5, ZINC P	4.000 EA
HA4051A00	PLASTIC CAP FOR GREASE FITTING	1.000 EA
HW4500A03	GREASE FITTING, .125 NPT 1610(ALEMITE) 8	1.000 EA
HW4500A17	317400 ALEMITE GREASE RELIEF	1.000 EA
HW4505A02	BREATHER/DRAIN-EXP PROOF-.250-18 PTF AIS	1.000 EA
HW3023E06	.125 X .625 SPIRAL SPRING PIN	1.000 EA
09CB1003A01P	KOBX, MACH 1.25 NPT GROUP C MTRS PRIMED	1.000 EA
10XN3118K24	5/16-18 X 1.50" HEX HD, GRADE 5	4.000 EA
HW1001A31	LOCKWASHER 5/16, ZINC PLT.591 OD, .319 I	4.000 EA
WD1000B25	GND LUG, BURNDY L125HP OR T&B L125HP-BB	1.000 EA

Product Information Packet: CDRX25244T-5 - 20HP,1770RPM,3PH,60HZ,256TC,XPFC,F1

10XN3118K12	5/16-18 X .75 GRADE 5, ZINC PLATED	1.000 EA
HW1001A31	LOCKWASHER 5/16, ZINC PLT.591 OD, .319 I	1.000 EA
09CB1502A01P	CONDUIT BOX LID MACH. GROUP C MTRS W/EP	1.000 EA
84XN5013J24	1/2-13 X 1-1/2 HEX SOCKET HD CAP SCREW	6.000 EA
HW1001A50	LOCKWASHER 1/2, ZINC PLT,.879 OD, .509 I	6.000 EA
MG1025G29	WILKOFAS, 789.229, DARK CHARCOAL GRAY	0.070 GA
40PA1005	PACKAGING GROUP, 09 STD	1.000 EA
HW2501G25	KEY, 3/8 SQ X 2.875	1.000 EA
MJ5000A09	EFI KIT #1578 (400 ML CARTRIDGE OF EFI	0.031 EA
MJ5001A27	32220KN GRAY SEALER *MIN BUY 4 QTS=1GAL	0.001 QT

AC Induction Motor Performance Data

Record # 76570

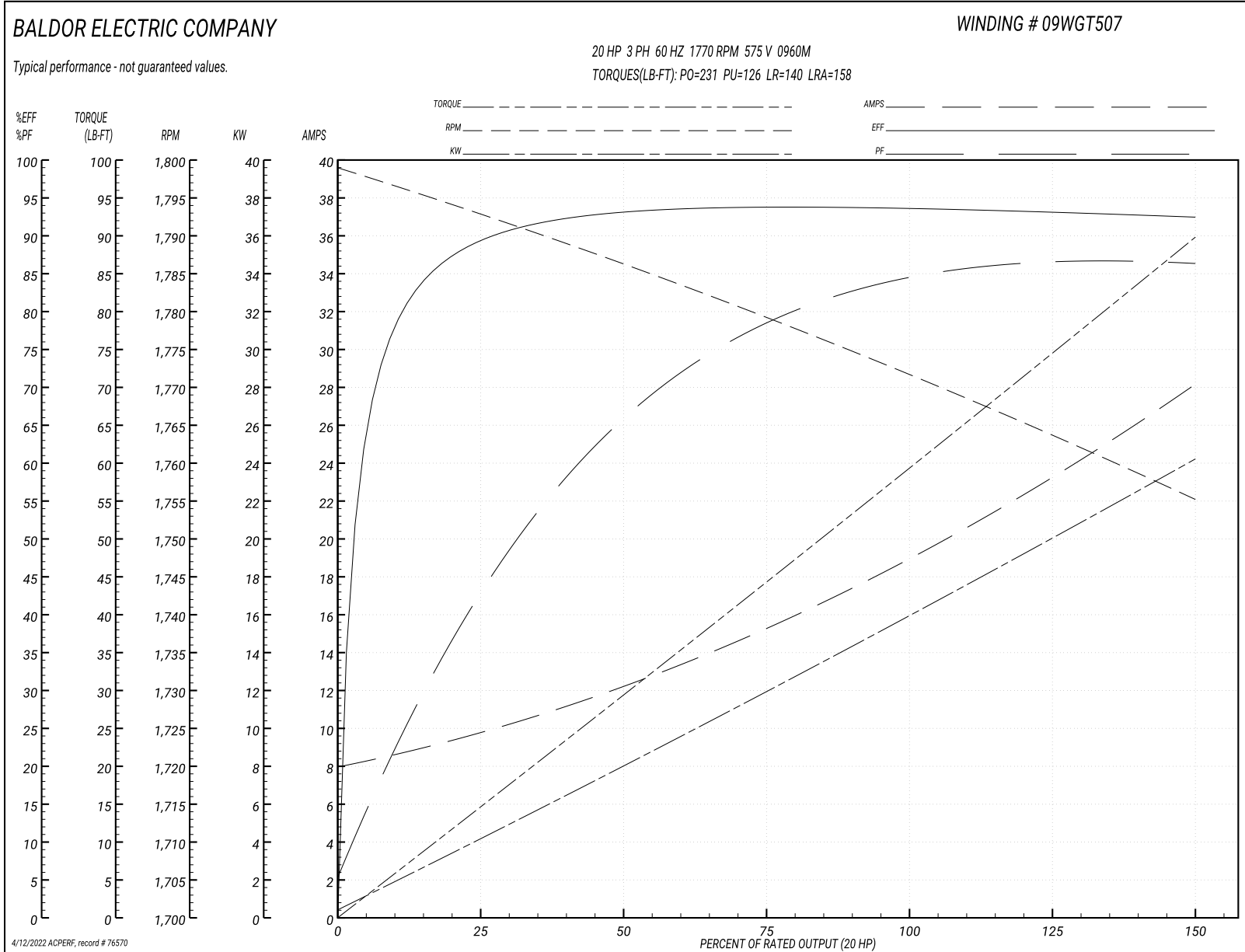
Typical performance - not guaranteed values

Winding: 09WGT507-R013			Type: 0960M	Enclosure: XPFC	
Nameplate Data			575 V, 60 Hz: Single Voltage Motor		
Rated Output (HP)		20	Full Load Torque		59.29 LB-FT
Volts		575	Start Configuration		direct on line
Full Load Amps		19.2	Breakdown Torque		231 LB-FT
R.P.M.		1770	Pull-up Torque		126 LB-FT
Hz	60 Phase	3	Locked-rotor Torque		140 LB-FT
NEMA Design Code	A KVA Code	J	Starting Current		158 A
Service Factor (S.F.)		1	No-load Current		8.28 A
NEMA Nom. Eff.	93 Power Factor	83	Line-line Res. @ 25°C		0.524 Ω
Rating - Duty		40C AMB-CONT	Temp. Rise @ Rated Load		58°C
S.F. Amps			Temp. Rise @ S.F. Load		69°C
			Locked-rotor Power Factor		26.9
			Rotor inertia		2.65 LB-FT ²

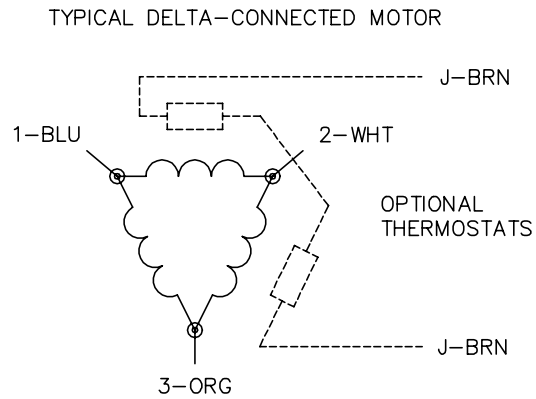
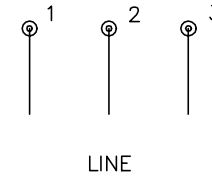
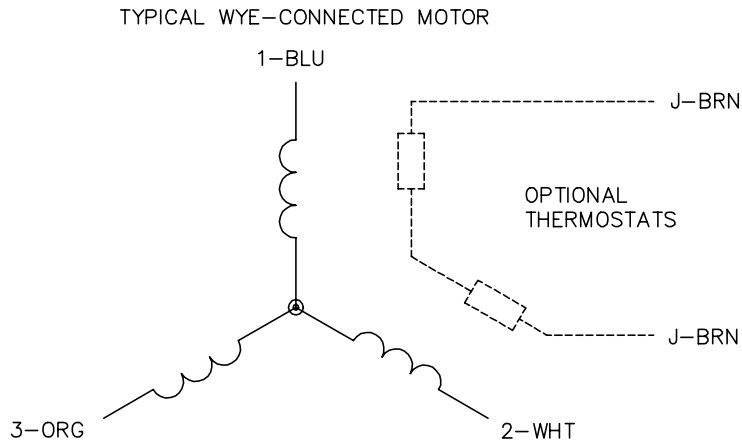
Load Characteristics 575 V, 60 Hz, 20 HP

% of Rated Load	25	50	75	100	125	150
Power Factor	45	67	78	83	86	87
Efficiency	89.2	93	93.7	93.6	93.1	92.4
Speed	1793	1786	1779	1772	1764	1755
Line amperes	9.41	11.99	15.34	19.19	23.44	27.92

Performance Graph at 575V, 60Hz, 20.0HP Typical performance - Not guaranteed values



CD0006



NOTES:

1. THREE LEAD MOTOR MAY BE EITHER WYE CONNECTED OR DELTA CONNECTED.
2. INTERCHANGE ANY TWO LINE LEADS TO REVERSE ROTATION.
3. OPTIONAL THERMOSTATS ARE PROVIDED WHEN SPECIFIED.
4. ACTUAL NUMBER OF INTERNAL PARALLEL CIRCUITS MAY VARY.
5. LEAD COLORS ARE OPTIONAL. LEADS MUST BE NUMBERED AS SHOWN.

CD0006

REV. DESC: ADD CLASS CONN00000007		
REV. LTR: E	VERSION: 01	TDR: 000001099922
FILE: \AAA\00005\141	REVISED: 10:24:49 02/19/2019	BY: ENBRIRO
MTL: -	© □	

BALDOR - RELIANCE®

3PH, SV, 3 LEADS, WYE OR DELTA CONNECTED

SH 1 of 1

Marketing maintained PDF of MN416:

<http://www.baldor.com/support/Literature/Load.ashx/MN416?ManNumber=MN416>