

**BALDOR® • RELIANCE** 

**Product Information Packet**

**CECP4102T**

**20HP, 1180RPM, 3PH, 60HZ, 286TC, 1054M, TEFC, F**

Part Detail							
Revision:	D	Status:	PRD/A	Change #:		Proprietary:	No
Type:	AC	Elec. Spec:	10WGY730	CD Diagram:	CD0180	Mfg Plant:	
Mech. Spec:	10H412	Layout:	10LYH412	Poles:	06	Created Date:	05-29-2018
Base:	RG	Eff. Date:	12-21-2020	Leads:	9#10		

Specs			
Catalog Number:	CECP4102T	Heater Indicator:	No Heater
Enclosure:	TEFC	Insulation Class:	F
Frame:	286TC	Inverter Code:	Inverter Duty
Frame Material:	Iron	KVA Code:	H
Output @ Frequency:	20.000 HP @ 60 HZ	Lifting Lugs:	Standard Lifting Lugs
Synchronous Speed @ Frequency:	1200 RPM @ 60 HZ	Locked Bearing Indicator:	Locked Bearing
Voltage @ Frequency:	460.0 V @ 60 HZ	Motor Lead Quantity/Wire Size:	9 @ 10 AWG
	230.0 V @ 60 HZ	Motor Lead Exit:	Ko Box
XP Class and Group:	CLI GP A,B,C,D	Motor Lead Termination:	Flying Leads
XP Division:	Division II	Motor Type:	1054M
Agency Approvals:	UR	Mounting Arrangement:	F1
	CSA EEV	Power Factor:	77
	CSA	Product Family:	Super-E Chemical Processing
Auxillary Box:	No Auxillary Box	Pulley End Bearing Type:	Ball
Auxillary Box Lead Termination:	None	Pulley Face Code:	C-Face
Base Indicator:	Rigid	Pulley Shaft Indicator:	Standard
Bearing Grease Type:	Polyrex EM (-20F +300F)	Rodent Screen:	None
Blower:	None	Shaft Extension Location:	Pulley End

<b>Constant Torque Speed Range:</b>	1.0	<b>Shaft Ground Indicator:</b>	No Shaft Grounding
<b>Current @ Voltage:</b>	27.000 A @ 460.0 V	<b>Shaft Rotation:</b>	Reversible
	54.000 A @ 230.0 V	<b>Shaft Slinger Indicator:</b>	Shaft Slinger
	56.000 A @ 208.0 V	<b>Speed Code:</b>	Single Speed
<b>Design Code:</b>	A	<b>Motor Standards:</b>	NEMA
<b>Drip Cover:</b>	No Drip Cover	<b>Starting Method:</b>	Direct on line
<b>Duty Rating:</b>	CONT	<b>Thermal Device - Bearing:</b>	None
<b>Electrically Isolated Bearing:</b>	Not Electrically Isolated	<b>Thermal Device - Winding:</b>	None
<b>Enclosure Modification:</b>	Severe Duty Features	<b>Vibration Sensor Indicator:</b>	No Vibration Sensor
<b>Feedback Device:</b>	NO FEEDBACK	<b>Winding Thermal 1:</b>	None
<b>Front Face Code:</b>	Standard	<b>Winding Thermal 2:</b>	None
<b>Front Shaft Indicator:</b>	None	<b>XP Temp Code:</b>	T3C

Nameplate NP3241									
CAT.NO.	CECP4102T	P/N		ENCLOSURE	TEFC				
SPEC.	10H412Y730G2	CC	010A	FRAME	286TC	S/N			
HP	20	CLASS	F	HZ	60	DES	A		
RPM	1180	RPM MAX	1800	PH	3	KVA-CODE	H		
VOLT	230/460	MOTOR WEIGHT	437						
AMP	54/27	SER.F.	1.15	PF	77	ODE BRG	6311	DE BRG	6311
RATING	40C AMB-CONT	NEMA-NOM-EFF	91.7	GREASE	POLYREX EM				
				INV.TYPE	PWM				
TEMP CODE	T3C	INVERTER-TEMP-CODE	180						
TEMP =	160	C HP FR	60	C HP TO	90				
CT HZ FROM	1.0	CT HZ TO	60						
HTR-VOLTS		HTR-AMPS		HTR-WATTS		MAX. SPACE HEATER TEMP.		VT HZ FROM	0
								VT HZ TO	60

Parts List		
Part Number	Description	Quantity
SA356373	SA 10H412Y730G2	1.000 EA
RA345319	RA 10H412Y730G2	1.000 EA
09FN3001C02	EXTERNAL FAN, PLASTIC (COMES W/SCREW FRO	1.000 EA
10CB1000A09P	KOBX, MACH W/1.50 NPT & PRIMER	1.000 EA
09GS1010	GASKET, DWG, LEADWIRE SEPERATOR	1.000 EA
10XN3118K16	5/16-18 X 1' GRADE #5, STL, ZINC PLATE	4.000 EA
HW1001A31	LOCKWASHER 5/16, ZINC PLT.591 OD, .319 I	4.000 EA
WD1000B16	T&B CX70TN OR L70P TERMINAL LUG	1.000 EA
10XN2520K06	1/4-20 X 3/8" HX HD SCREWGRADE 5, ZINC P	1.000 EA
HW1001A25	LOCKWASHER 1/4, ZINC PLT .493 OD, .255 I	1.000 EA
10XN3816K28	3/8-16 X 1.75 HEX HD CAP SCREW, GRADE 5	4.000 EA
HW1001A38	LOCKWASHER 3/8, ZINC PLT .688 OD, .382 I	4.000 EA
HW4600B40	V-RING SLINGER 2.000 X 2.680 X .28 VITON	1.000 EA
HW5100A13	W4627-047 WVY WSHER	1.000 EA
HW4500A20	1/8NPT SL PIPE PLUG	1.000 EA
HA4017A11	1/8 X 2.75 GREASE EXT (F/S)	1.000 EA
HA4017A03	.125 X 1.75 GREASE EXT (F/S)	1.000 EA
HW4019A01	PIPE COUPLING 1/8 NPT,STEEL,ZINC COATING	1.000 EA
10XN3118K40	5/16-18 X 2.25" HEX HD, GRADE 5	4.000 EA
10EP1305A117P	PU ENDPLATE, MACH W/EPOXY	1.000 EA
10XN3816K28	3/8-16 X 1.75 HEX HD CAP SCREW, GRADE 5	4.000 EA
HW1001A38	LOCKWASHER 3/8, ZINC PLT .688 OD, .382 I	4.000 EA
HW4500A20	1/8NPT SL PIPE PLUG	1.000 EA
HW4600B40	V-RING SLINGER 2.000 X 2.680 X .28 VITON	1.000 EA

Parts List (continued)		
Part Number	Description	Quantity
10XN3118K40	5/16-18 X 2.50" HEX HD, GRADE 5	4.000 EA
10FH1007P	FAN COVER, CAST W/EPOXY PRIMER	1.000 EA
10XN3118K20	5/16-18 X 1 1/4 GRADE 5 STEEL ZC PLATED	3.000 EA
HW1001A31	LOCKWASHER 5/16, ZINC PLT.591 OD, .319 I	3.000 EA
10CB1503A01P	CONDUIT BOX LIPPED LID, MACH W/EPXY PRMR	1.000 EA
14GS1003	GASKET CONDUIT BOX LID, NEOP	1.000 EA
10XN2520K16	1/4-20 X 1" HX HD SCRW GRADE 5, ZINC P	4.000 EA
HW1001A25	LOCKWASHER 1/4, ZINC PLT .493 OD, .255 I	4.000 EA
HW2501H28	KEY, 1/2 SQ X 3.250	1.000 EA
MJ5001A27	32220KN GRAY SEALER *MIN BUY 4 QTS=1GAL	0.031 QT
MJ5001A14	DYNAPRO SEALANT, CP MTR VC#2508050 (603	0.026 EA
MJ5002A01	SILICON RUBBER SEALANT, 732CL 10.3 OZ TU	0.025 EA
LB1115N	LABEL,LIFTING DEVICE (ON ROLLS)	1.000 EA
LB1002N	LABEL,MARINE DUTY (ON ROLLS)	1.000 EA
10EP1110A44LP5	FREP, MACH W/PRIMER & MG1025L14	1.000 EA
HW4500A21	1618BALEMITE FITTING 825 UNIVERSAL	1.000 EA
HW4500A17	317400 ALEMITE GREASE RELIEF	1.000 EA
HA4054	SHORT T-DRAIN FITTING, .125" N.P.T.	1.000 EA
HA4051A00	PLASTIC CAP FOR GREASE FITTING	1.000 EA
MJ1000A02	GREASE, MOBIL POLYREX EM - 124047	0.130 LB
HW4500A17	317400 ALEMITE GREASE RELIEF	1.000 EA
HW4500A03	GREASE FITTING, .125 NPT 1610(ALEMITE) 8	1.000 EA
HA4054	SHORT T-DRAIN FITTING, .125" N.P.T.	1.000 EA
HA4051A00	PLASTIC CAP FOR GREASE FITTING	1.000 EA

Product Information Packet: CECP4102T - 20HP,1180RPM,3PH,60HZ,286TC,1054M,TEFC,F

HW2500A25	WOODRUFF KEY USA #1008 #BLOW CARBON STEE	1.000 EA
MG1025N19	WILKOFAS, 778.50, RELIANCE BLUE-GREEN	0.070 GA
85XU0407S04	4X1/4 U DRIVE PIN STAINLESS	4.000 EA
LB1119N	WARNING LABEL	1.000 EA
LC0181	CONNECTION LABEL	1.000 EA
NP3241	SS SUPER-E INV UL CSA-EEV PREM CC	1.000 EA
10PA1000	PACKAGING GROUP COMBINED PRINT PK1023A06	1.000 EA
LB1449	DIV-2/NEC WARNING LABEL	1.000 EA
MN416A01	TAG-INSTAL-MAINT no wire (2100/bx) 4/22	1.000 EA

**AC Induction Motor Performance Data**

Record # 52812

Typical performance - not guaranteed values

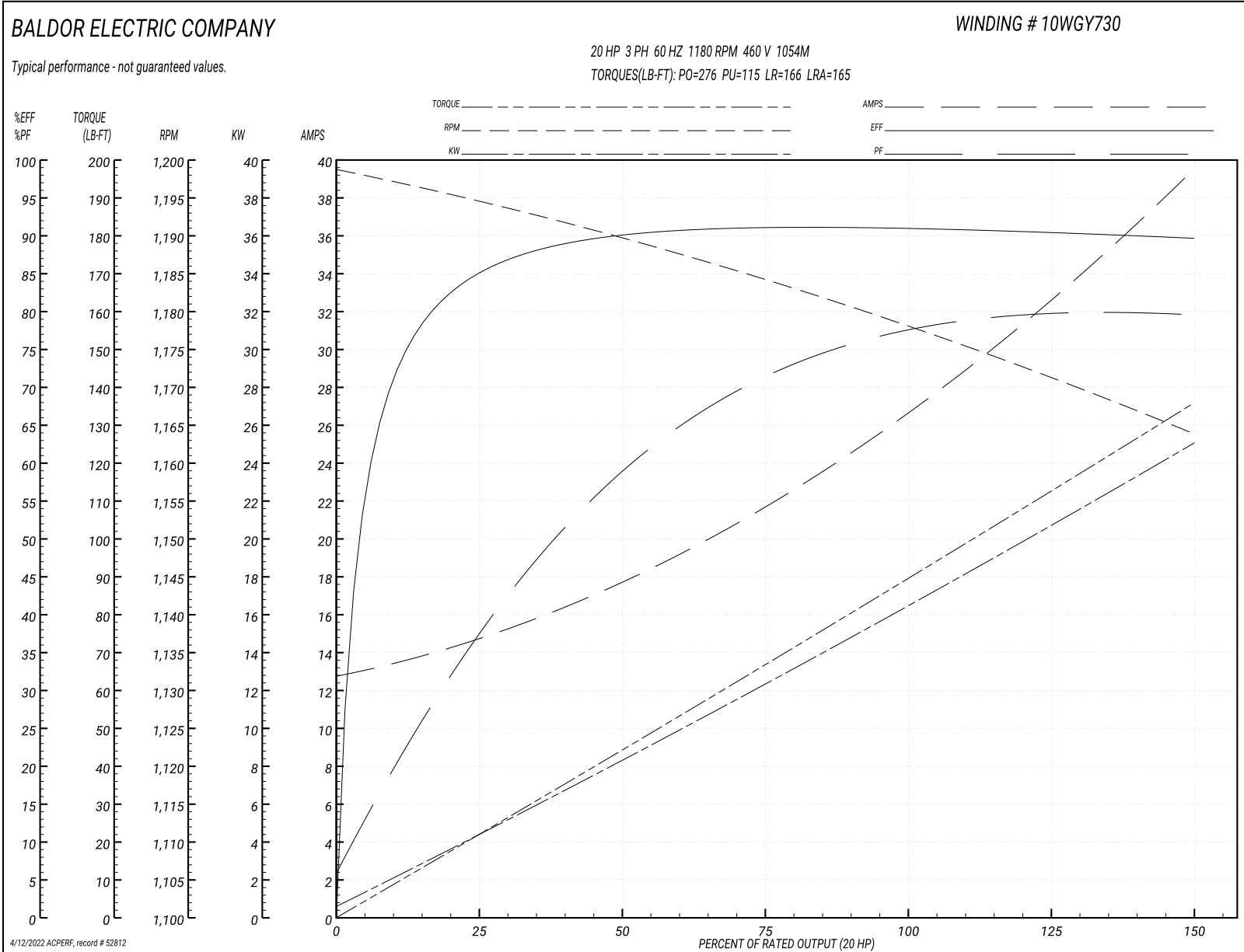
Winding: 10WGY730-R020		Type: 1054M	Enclosure: TEFC
<b>Nameplate Data</b>		<b>460 V, 60 Hz: High Voltage Connection</b>	
Rated Output (HP)	20	Full Load Torque	90.1 LB-FT
Volts	230/460	Start Configuration	direct on line
Full Load Amps	54/27	Breakdown Torque	276 LB-FT
R.P.M.	1180	Pull-up Torque	115 LB-FT
Hz	60 Phase	Locked-rotor Torque	166 LB-FT
NEMA Design Code	A KVA Code	Starting Current	165 A
Service Factor (S.F.)	1.15	No-load Current	13.1 A
NEMA Nom. Eff.	91.7 Power Factor	Line-line Res. @ 25°C	0.425 Ω
Rating - Duty	40C AMB-CONT	Temp. Rise @ Rated Load	65°C
S.F. Amps		Temp. Rise @ S.F. Load	79°C
		Locked-rotor Power Factor	32
		Rotor inertia	6.61 LB-FT <sup>2</sup>

**Load Characteristics 460 V, 60 Hz, 20 HP**

% of Rated Load	25	50	75	100	125	150	S.F.
Power Factor	39	60	71	77	79	80	78
Efficiency	86.6	91.1	91.9	91.7	90.9	89.8	91.2
Speed	1194.6	1189.5	1184.1	1178.3	1171.4	1163.8	1174
Line amperes	14.3	17.5	21.9	26.9	32.7	39.3	30.4

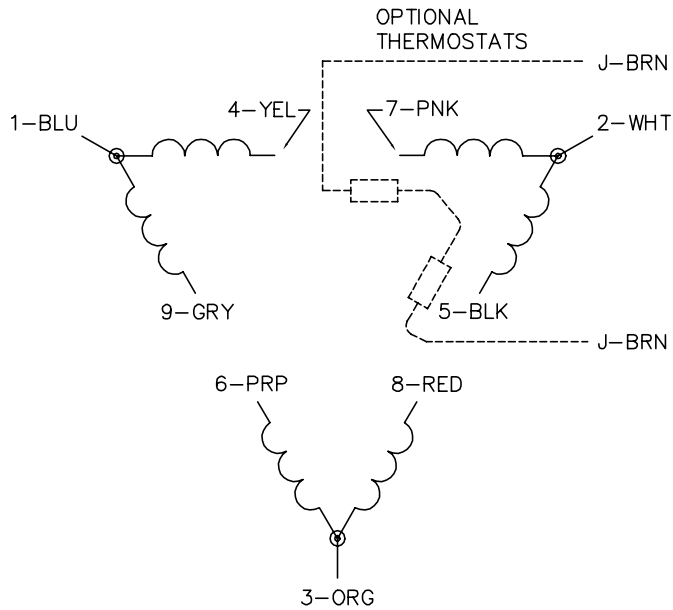


Performance Graph at 460V, 60Hz, 20.0HP Typical performance - Not guaranteed values

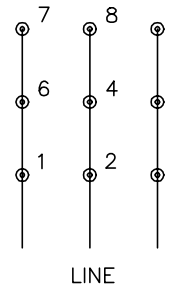




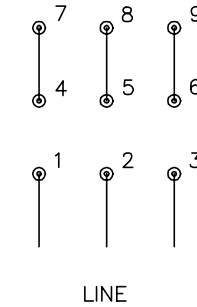
CD0180



LOW VOLTAGE  
(2D)



HIGH VOLTAGE  
(1D)



NOTES:

1. INTERCHANGE ANY TWO LINE LEADS TO REVERSE ROTATION.
2. OPTIONAL THERMOSTATS ARE PROVIDED WHEN SPECIFIED.
3. ACTUAL NUMBER OF INTERNAL PARALLEL CIRCUITS MAY BE A MULTIPLE OF THOSE SHOWN ABOVE.
4. LEAD COLORS ARE OPTIONAL. LEADS MUST ALWAYS BE NUMBERED AS SHOWN.

CD0180

REV. DESC: ADD CLASS CONN00000007		
REV. LTR: D	VERSION: 01	TDR: 000001099922
FILE: \AAA\00005\148	REVISED: 10:25:29 02/19/2019	BY: ENBRIRO
MTL: -	© □	

**BALDOR - RELIANCE®**

3PH, DV, 9 LEADS, DELTA CONNECTION

SH 1 of 1

Marketing maintained PDF of MN416:

<http://www.baldor.com/support/Literature/Load.ashx/MN416?ManNumber=MN416>